

Results Summary

Event Number 1

	Record	Splits			Name	NAT Code	Location	Date
WR	1:52.23	26.64	55.13	1:23.95	TITMUS Ariarne	AUS	Brisbane (AUS)	12 JUN 2024
WJ	1:53.65	27.03	55.82	1:24.77	McINTOSH Summer	CAN	Fukuoka (JPN)	26 JUL 2023
ER	1:52.98	27.34	55.60	1:24.38	PELLEGRINI Federica	ITA	Rome (ITA)	29 JUL 2009

Rank	Heat	Lane	Name	NAT Code	Date of Birth	R.T.	50m	100m	150m	Time	Time Behind
1	7	4	ABRAHAM Minna	HUN	23 MAR 2006	0.71	27.62	58.29	1:29.69	2:00.63	Q
2	6	6	SAMA Chiara	ITA	3 APR 2007	0.74	28.58	59.24	1:30.02	2:00.70	0.07 Q
3	7	7	NANNUCCI Bianca	ITA	24 MAR 2008	0.77	29.09	59.91	1:30.95	2:01.09	0.46 Q
4	5	4	STATKEVICIUS Sylvia	LTU	23 MAY 2007	0.65	28.37	59.19	1:30.38	2:01.13	0.50 Q
5	6	7	BESSARD Maeline	FRA	9 APR 2008	0.65	28.98	59.69	1:30.66	2:01.17	0.54 Q
6	7	6	DOMINA Lucrezia	ITA	2 MAY 2008	0.68	28.90	59.91	1:30.87	2:01.26	0.63
7	5	5	ROTH Linda	GER	5 JUN 2008	0.73	28.49	59.41	1:30.78	2:01.40	0.77 Q
=8	6	3	COOPER Phoebe	GBR	17 JAN 2008	0.73	28.65	59.94	1:30.25	2:01.49	0.86 Q
=8	6	4	MOLNAR Dora	HUN	29 JUN 2006	0.63	28.29	59.50	1:30.92	2:01.49	0.86 Q
10	5	3	OZDEMIR Ela Naz	TUR	23 APR 2006	0.65	28.32	59.17	1:30.50	2:01.82	1.19 Q
11	6	2	TERLIZZI Ludovica	ITA	20 AUG 2007	0.93	28.83	59.55	1:30.68	2:01.86	1.23
12	5	7	ROLMAN Angelina	NED	8 MAR 2007	0.70	28.64	59.92	1:30.96	2:02.15	1.52 Q
13	5	1	PREDINE Alix	FRA	15 AUG 2006	0.67	28.78	1:00.04	1:30.54	2:02.19	1.56 Q
14	5	2	THASTRUP-HANSEN Anne	DEN	14 SEP 2006	0.74	29.11	1:00.51	1:31.26	2:02.51	1.88 Q
15	5	8	MUNOZ I ARMENGOU Julia	ESP	8 MAY 2007	0.78	29.04	1:00.18	1:31.17	2:02.66	2.03 Q
16	6	8	AVDIC Iman	BIH	23 SEP 2007	0.70	29.06	1:00.08	1:31.53	2:02.77	2.14 Q
17	5	6	LENZ Jette	GER	5 JAN 2006	0.69	28.81	59.77	1:31.37	2:02.79	2.16 Q
18	6	5	DIACONESCU Rebecca-Aimee	ROU	24 APR 2006	0.72	28.56	59.72	1:31.75	2:02.83	2.20 Q
19	7	2	HENVEAUX Camille	BEL	2 MAR 2006	0.70	28.73	59.91	1:31.73	2:02.84	2.21 R
20	7	3	ROSSI--BENE Giulia	FRA	5 NOV 2006	0.70	28.63	59.53	1:31.86	2:03.09	2.46
21	7	1	SELIMOVIC Zara	GER	3 JUN 2007	0.63	28.63	59.78	1:31.18	2:03.12	2.49
22	4	1	SEKUTI Hana	SLO	26 OCT 2006	0.69	28.72	59.84	1:31.65	2:03.51	2.88 R
23	6	1	WILSON Hollie	GBR	21 SEP 2008	0.68	28.91	1:00.29	1:32.62	2:03.55	2.92

Results Summary

Event Number 1

Rank	Heat	Lane	Name	NAT Code	Date of Birth	R.T.	50m	100m	150m	Time	Time Behind
=24	4	0	SZABO Lilla	HUN	6 MAY 2009	0.60	29.24	1:00.70 31.46	1:32.56 31.86	2:03.63 31.07	3.00
=24	6	0	HARRISON Lea	SUI	18 JUL 2006	0.54	28.84	1:00.02 31.18	1:31.76 31.74	2:03.63 31.87	3.00
26	2	3	BALTHASAR Julia	SUI	22 AUG 2006	0.77	28.86	1:00.67 31.81	1:32.22 31.55	2:03.83 31.61	3.20
27	3	1	HREN Mia	CRO	14 JAN 2007	0.66	28.20	59.21 31.01	1:31.97 32.76	2:04.25 32.28	3.62
28	7	9	VIACAVA Giulia Jana	SRB	11 OCT 2006	0.78	29.33	1:00.79 31.46	1:32.68 31.89	2:04.32 31.64	3.69
29	4	8	ONER Nehir	TUR	16 MAR 2008	0.75	29.30	1:00.58 31.28	1:32.64 32.06	2:04.35 31.71	3.72
30	4	9	RICHARD Manon	SUI	30 OCT 2007	0.72	29.58	1:01.68 32.10	1:33.64 31.96	2:04.47 30.83	3.84
31	4	2	ROBINSON Sholah	GBR	29 JUN 2006	0.70	28.91	1:00.14 31.23	1:32.00 31.86	2:04.55 32.55	3.92
=32	4	5	ROMANOVSKAJA Marija	LTU	21 DEC 2006	0.70	28.79	1:00.83 32.04	1:33.11 32.28	2:04.78 31.67	4.15
=32	7	0	STIRBU Ioana-Maria	ROU	25 SEP 2006	0.54	29.19	1:00.28 31.09	1:32.41 32.13	2:04.78 32.37	4.15
34	4	4	CICERO Vala Dis	ISL	17 MAY 2008	0.70	28.33	1:00.12 31.79	1:32.97 32.85	2:04.93 31.96	4.30
35	3	5	LIARTE QUESADA Elena	ESP	6 OCT 2007	0.67	29.32	1:01.40 32.08	1:33.76 32.36	2:05.00 31.24	4.37
36	3	8	JURKUNAITE Ieva	LTU	5 SEP 2009	0.66	28.54	1:00.01 31.47	1:32.82 32.81	2:05.39 32.57	4.76
37	4	3	FRANCO Catarina	POR	19 NOV 2007	0.70	29.15	1:00.83 31.68	1:32.67 31.84	2:05.48 32.81	4.85
38	6	9	PERA VILLALAIN Irene	ESP	30 JAN 2007	0.71	29.38	1:01.01 31.63	1:33.26 32.25	2:05.54 32.28	4.91
39	3	6	MUNOZ GONZALEZ Natalia	ESP	5 SEP 2008	0.85	29.29	1:01.68 32.39	1:33.92 32.24	2:05.55 31.63	4.92
40	4	7	GOLLAND Shane	ISR	3 JAN 2007	0.65	29.06	1:01.15 32.09	1:33.56 32.41	2:05.57 32.01	4.94
41	7	8	ZAFEIRATOU Maria	GRE	7 SEP 2007	0.72	29.83	1:01.34 31.51	1:33.74 32.40	2:05.80 32.06	5.17
=42	3	3	CHRONI Aikaterini	GRE	19 JUN 2007	0.72	29.71	1:01.41 31.70	1:33.70 32.29	2:05.94 32.24	5.31
=42	7	5	VERDONCK Fleur	BEL	28 JAN 2006	0.72	29.25	1:00.92 31.67	1:33.82 32.90	2:05.94 32.12	5.31
44	2	6	PRYZ Bella	SWE	29 OCT 2008	0.75	29.48	1:01.27 31.79	1:33.88 32.61	2:06.28 32.40	5.65
45	5	9	LUETIC Lara	CRO	10 MAY 2009	0.73	29.20	1:00.70 31.50	1:33.51 32.81	2:06.38 32.87	5.75
46	3	9	ALSEN Emma	SWE	17 OCT 2007	0.80	28.63	1:00.16 31.53	1:33.92 33.76	2:06.40 32.48	5.77
47	3	2	HAMALAINEN Malla	FIN	22 APR 2008	0.80	29.77	1:01.65 31.88	1:34.34 32.69	2:06.70 32.36	6.07
48	3	7	AMORIM Ines	POR	6 NOV 2006	0.89	29.70	1:01.60 31.90	1:34.33 32.73	2:06.71 32.38	6.08
49	3	4	VISOCKAITE Ieva	LTU	18 JUL 2007	0.71	29.39	1:01.30 31.91	1:34.03 32.73	2:07.02 32.99	6.39

Results Summary

Event Number 1

Rank	Heat	Lane	Name	NAT Code	Date of Birth	R.T.	50m	100m	150m	Time	Time Behind
50	2	5	BIRKISDOTTIR Freyja	ISL	2 FEB 2006	0.70	29.63	1:01.85 32.22	1:34.85 33.00	2:07.22 32.37	6.59
51	2	8	TEMELKOVA Tiana	BUL	25 SEP 2006	0.70	29.37	1:01.23 31.86	1:34.24 33.01	2:07.32 33.08	6.69
52	2	9	KLIMENT Panna	SUI	3 AUG 2006	0.67	29.08	1:00.94 31.86	1:34.49 33.55	2:07.93 33.44	7.30
53	1	6	CRHOVA Charlene Daniela	CZE	6 JUN 2008	0.67	30.36	1:03.62 33.26	1:36.21 32.59	2:07.97 31.76	7.34
54	5	0	PREDA Irina-Ana	ROU	9 DEC 2007	0.53	28.40	1:00.34 31.94	1:33.61 33.27	2:08.38 34.77	7.75
55	2	0	BIEGAJLO Antonina	NOR	20 AUG 2006	0.51	29.44	1:02.52 33.08	1:35.61 33.09	2:08.45 32.84	7.82
56	2	7	COROVIC Katarina	SRB	24 SEP 2008	0.80	29.87	1:02.75 32.88	1:36.20 33.45	2:08.52 32.32	7.89
57	2	1	TIND Falka	DEN	8 FEB 2006	0.65	29.91	1:02.41 32.50	1:35.62 33.21	2:08.80 33.18	8.17
58	2	4	BRICELJ Iza	SLO	23 DEC 2008	0.69	29.67	1:01.91 32.24	1:35.22 33.31	2:08.88 33.66	8.25
59	1	3	BAZANOVA Ksenia	EST	9 JAN 2009	0.70	29.43	1:01.97 32.54	1:36.04 34.07	2:09.50 33.46	8.87
60	1	5	OZDABAN Esra Simay	TUR	13 JAN 2007	0.80	30.39	1:02.76 32.37	1:36.22 33.46	2:09.68 33.46	9.05
61	1	2	VERZBICKA Anabella	LAT	14 MAR 2008	0.73	29.58	1:02.50 32.92	1:35.96 33.46	2:09.79 33.83	9.16
62	4	6	MICHELIS Nore	BEL	4 SEP 2008	0.71	28.73	1:01.84 33.11	1:36.34 34.50	2:10.70 34.36	10.07
63	1	4	GREVE Naya Hoei	DEN	28 MAY 2007	0.68	29.71	1:02.12 32.41	1:35.79 33.67	2:11.32 35.53	10.69
64	3	0	BAILEY Leigh	IRL	11 NOV 2006	0.68	29.18	1:01.74 32.56	1:36.83 35.09	2:11.80 34.97	11.17
65	2	2	ZAHOROVSKA Anna	UKR	4 DEC 2007	0.65	29.93	1:03.78 33.85	1:38.37 34.59	2:12.39 34.02	11.76
66	1	7	STRAZDINA Emilija	LAT	17 APR 2008	0.70	30.39	1:04.44 34.05	1:39.00 34.56	2:12.61 33.61	11.98
67	1	1	BUDIMA Era	KOS	15 MAR 2007	0.72	31.29	1:05.85 34.56	1:42.56 36.71	2:19.12 36.56	18.49

Legend:

=	Equal rank	ER	European Record	Q	Qualified for next phase	R	Reserve
R.T.	Reaction Time	WJ	World Junior Record	WR	World Record		

Results Summary

Event Number 2

	Record	Splits	Name	NAT Code	Location	Date
WR	1:42.00	24.23 50.12 1:16.30	BIEDERMANN Paul	GER	Rome (ITA)	28 JUL 2009
WJ	1:42.97	24.10 50.35 1:16.96	POPOVICI David	ROU	Rome (ITA)	15 AUG 2022
ER	1:42.00	24.23 50.12 1:16.30	BIEDERMANN Paul	GER	Rome (ITA)	28 JUL 2009

Rank	Heat	Lane	Name	NAT Code	Date of Birth	R.T.	50m	100m	150m	Time	Time Behind
1	6	4	CASTELLA Nicholas	DEN	1 JUN 2007	0.66	25.19	52.62	1:20.34	1:48.82	Q
								27.43	27.72	28.48	
2	6	3	ISIK Ahmet Burak	TUR	9 SEP 2006	0.68	25.87	53.43	1:21.54	1:49.19	0.37 Q
								27.56	28.11	27.65	
3	6	5	TREPOCKA Kristupas	LTU	22 MAY 2006	0.67	25.59	53.51	1:22.22	1:49.26	0.44 Q
								27.92	28.71	27.04	
4	7	3	VALENTE Gabriele	ITA	26 AUG 2007	0.74	26.27	54.48	1:22.09	1:49.65	0.83 Q
								28.21	27.61	27.56	
5	4	8	GIEFING Christian	AUT	2 FEB 2008	0.66	24.88	52.40	1:21.22	1:50.03	1.21 Q
								27.52	28.82	28.81	
6	7	4	BERTONI Filippo	ITA	16 FEB 2006	0.63	26.17	53.97	1:22.08	1:50.11	1.29 Q
								27.80	28.11	28.03	
7	5	4	D'AMBROSIO Carlos	ITA	5 FEB 2007	0.65	25.72	53.88	1:22.28	1:50.13	1.31
								28.16	28.40	27.85	
8	5	5	FRITZKE Lukas	GER	17 AUG 2006	0.64	26.02	54.19	1:22.70	1:50.59	1.77 Q
								28.17	28.51	27.89	
9	6	2	TEMIZ Tolga	TUR	24 MAR 2006	0.77	26.02	53.97	1:22.14	1:50.78	1.96 Q
								27.95	28.17	28.64	
10	7	6	DRACIC Kenan	BIH	21 OCT 2006	0.64	26.17	54.69	1:23.33	1:50.90	2.08 Q
								28.52	28.64	27.57	
11	3	5	NILSSON Ted	SWE	28 FEB 2006	0.66	26.10	54.02	1:22.37	1:50.91	2.09 Q
								27.92	28.35	28.54	
12	5	3	SORENSEN Sander K.	NOR	8 MAY 2007	0.58	25.75	53.11	1:21.96	1:51.00	2.18 Q
								27.36	28.85	29.04	
13	5	6	MILLAN DE MIGUEL Oliver	ESP	19 DEC 2006	0.67	26.12	54.32	1:23.02	1:51.11	2.29 Q
								28.20	28.70	28.09	
14	7	0	SHEPHERD Gabriel	GBR	6 JAN 2008	0.63	26.16	54.98	1:23.81	1:51.29	2.47 Q
								28.82	28.83	27.48	
15	6	7	SHORTT John	IRL	7 FEB 2007	0.70	26.19	54.75	1:22.91	1:51.33	2.51 Q
								28.56	28.16	28.42	
16	4	4	DUCA Stefan Mircea	HUN	29 JAN 2006	0.74	26.06	54.51	1:23.16	1:51.63	2.81 Q
								28.45	28.65	28.47	
=17	4	1	MILLS Jacob	GBR	5 SEP 2007	0.66	26.12	54.95	1:23.53	1:51.66	2.84 ?
								28.83	28.58	28.13	
=17	7	5	FILIPIAK Mikolaj	POL	13 MAY 2006	0.79	25.76	53.43	1:21.96	1:51.66	2.84 ?
								27.67	28.53	29.70	
19	7	7	HORNSEY Luke	GBR	10 APR 2006	0.70	26.04	53.83	1:22.80	1:51.71	2.89
								27.79	28.97	28.91	
20	4	7	FRONCZAK Antoni	POL	14 JAN 2006	0.64	26.46	54.08	1:22.17	1:51.82	3.00 R
								27.62	28.09	29.65	
21	6	9	VOJTKO Milan	SVK	21 NOV 2007	0.72	25.95	54.04	1:23.03	1:51.85	3.03
								28.09	28.99	28.82	
22	5	1	SWIDERSKI Julian	POL	19 FEB 2006	0.68	25.56	53.58	1:22.57	1:51.90	3.08
								28.02	28.99	29.33	
23	4	3	PAPAI Oliver	HUN	14 DEC 2009	0.73	26.12	54.56	1:23.68	1:51.97	3.15
								28.44	29.12	28.29	

Results Summary

Event Number 2

Rank	Heat	Lane	Name	NAT Code	Date of Birth	R.T.	50m	100m	150m	Time	Time Behind
=24	5	9	TUSHEV Vasil	BUL	11 FEB 2007	0.74	25.87	54.02	1:23.15	1:52.28	3.46
								28.15	29.13	29.13	
=24	7	8	MARTINEZ PALOP Pablo	ESP	30 JUN 2007	0.69	26.37	54.76	1:23.77	1:52.28	3.46
								28.39	29.01	28.51	
26	6	0	NAGY Nandor	ROU	18 JAN 2006	0.68	26.13	54.80	1:23.58	1:52.31	3.49
								28.67	28.78	28.73	
27	7	1	TURCK Jonathan Samuel	GER	9 JUN 2006	0.65	25.88	54.49	1:23.73	1:52.41	3.59
								28.61	29.24	28.68	
28	6	1	PILIPOVIC Ognjen	SRB	21 FEB 2006	0.65	25.93	54.44	1:23.72	1:52.68	3.86
								28.51	29.28	28.96	
29	6	6	OLENBERG Daniel	GER	23 AUG 2007	0.61	26.01	54.77	1:23.78	1:52.71	3.89
								28.76	29.01	28.93	
30	3	4	NAYDENOV Aleks	BUL	22 MAR 2007	0.63	26.76	55.67	1:24.48	1:52.90	4.08
								28.91	28.81	28.42	
=31	4	6	VAICIUNAS Kostas	LTU	26 MAY 2006	0.67	26.59	54.79	1:23.94	1:53.07	4.25
								28.20	29.15	29.13	
=31	7	9	JIMENEZ RISQUEZ Alex	ESP	8 APR 2006	0.68	26.85	55.30	1:24.34	1:53.07	4.25
								28.45	29.04	28.73	
33	7	2	KAKUK Koppany Zeta	HUN	28 MAR 2008	0.66	26.17	55.20	1:24.11	1:53.43	4.61
								29.03	28.91	29.32	
34	4	5	TSYPAN Davyd	UKR	23 MAY 2007	0.70	26.45	55.14	1:24.18	1:53.61	4.79
								28.69	29.04	29.43	
35	5	8	ASCANIO SAIZ Ciro	ESP	23 AUG 2006	0.69	25.88	54.92	1:24.40	1:53.90	5.08
								29.04	29.48	29.50	
36	3	1	NAYDENOV Deyvid	BUL	22 MAR 2007	0.67	26.60	55.40	1:24.64	1:54.16	5.34
								28.80	29.24	29.52	
37	6	8	MIENICKI Rafal	POL	28 JAN 2006	0.70	26.07	54.48	1:24.10	1:54.22	5.40
								28.41	29.62	30.12	
38	4	0	ANDERSEN Gustav Steen	DEN	26 JUN 2006	0.66	26.64	55.52	1:24.87	1:54.46	5.64
								28.88	29.35	29.59	
39	3	2	JANUARIO Tomas	POR	24 OCT 2006	0.77	26.64	55.69	1:25.17	1:54.49	5.67
								29.05	29.48	29.32	
40	3	3	SCHARER Noah	SUI	30 JAN 2007	0.66	27.09	56.24	1:25.82	1:54.57	5.75
								29.15	29.58	28.75	
41	5	7	WARKENTIN Maximillian	GER	25 MAY 2006	0.70	24.76	52.60	1:22.68	1:54.76	5.94
								27.84	30.08	32.08	
42	5	0	KRAWIEC Stefan	GBR	16 FEB 2006	0.63	25.31	53.61	1:23.46	1:54.78	5.96
								28.30	29.85	31.32	
43	2	7	LATSKO Serhii	UKR	8 FEB 2008	0.71	25.80	54.30	1:24.56	1:54.82	6.00
								28.50	30.26	30.26	
44	5	2	SPATHARAKIS Nikolaos	GRE	19 OCT 2007	0.69	26.26	55.02	1:24.71	1:54.87	6.05
								28.76	29.69	30.16	
45	3	8	O'BRIEN Denis	IRL	18 MAY 2007	0.67	27.39	56.55	1:25.98	1:54.95	6.13
								29.16	29.43	28.97	
46	4	2	NURMINEN Alex	FIN	28 FEB 2006	0.66	26.03	55.19	1:24.73	1:54.98	6.16
								29.16	29.54	30.25	
47	4	9	HALAWI Carlos	DEN	20 OCT 2006	0.72	25.76	54.12	1:24.14	1:55.13	6.31
								28.36	30.02	30.99	
48	3	0	D'ORIO Ian	SUI	9 JUL 2006	0.64	26.93	55.85	1:25.59	1:55.20	6.38
								28.92	29.74	29.61	
49	3	6	KESKULA Siim	EST	13 MAR 2007	0.64	25.98	54.34	1:24.61	1:55.55	6.73
								28.36	30.27	30.94	

Results Summary

Event Number 2

Rank	Heat	Lane	Name	NAT Code	Date of Birth	R.T.	50m	100m	150m	Time	Time Behind
50	2	3	DOTAN Alon	ISR	29 APR 2006	0.66	26.91	56.12	1:26.03	1:55.94	7.12
								29.21	29.91	29.91	
51	3	7	TOMAS Oliver	SVK	2 DEC 2007	0.65	26.38	55.29	1:25.27	1:56.01	7.19
								28.91	29.98	30.74	
52	3	9	JOHNSEN SFH	DEN	27 MAR 2007	0.75	27.31	56.37	1:26.54	1:56.11	7.29
								29.06	30.17	29.57	
53	2	6	ASKHAM Heini Mohr	FRO	23 SEP 2006	0.67	26.90	55.92	1:26.04	1:56.51	7.69
								29.02	30.12	30.47	
54	2	2	RIMKUS Kajus	LTU	25 MAR 2007	0.73	26.69	55.95	1:26.28	1:56.72	7.90
								29.26	30.33	30.44	
55	2	5	ALTY Reuben	IRL	10 FEB 2008	0.74	26.99	56.61	1:27.21	1:57.40	8.58
								29.62	30.60	30.19	
56	2	1	CULIOMZA Dmitrii	MDA	11 JUL 2008	0.70	26.86	57.05	1:27.93	1:57.79	8.97
								30.19	30.88	29.86	
57	1	2	KOCHARYAN Levon	ARM	30 JUN 2006	0.64	27.20	56.52	1:27.23	1:58.00	9.18
								29.32	30.71	30.77	
58	2	4	DOVELLOS GC	CYP	28 APR 2008	0.77	27.04	56.29	1:27.05	1:58.07	9.25
								29.25	30.76	31.02	
59	2	8	MAKHVILADZE Davit	GEO	31 AUG 2007	0.67	26.84	56.69	1:27.80	1:58.68	9.86
								29.85	31.11	30.88	
60	2	0	DELANIN Amel	ALB	14 SEP 2007	0.65	26.93	57.04	1:28.80	2:01.96	13.14
								30.11	31.76	33.16	
61	1	4	ANDREOU Rodolfos	CYP	15 MAY 2006	0.68	28.36	59.68	1:31.51	2:02.85	14.03
								31.32	31.83	31.34	
62	1	5	BUDIMA Arion	KOS	24 APR 2008	0.76	28.44	59.97	1:32.60	2:04.15	15.33
								31.53	32.63	31.55	
63	2	9	HUNA Edlijano	ALB	13 AUG 2008	0.69	28.68	59.84	1:32.47	2:04.34	15.52
								31.16	32.63	31.87	
64	1	3	DAJA Dion	ALB	2 NOV 2006	0.70	28.76	1:01.36	1:34.74	2:05.87	17.05
								32.60	33.38	31.13	
65	1	6	CHANG-CHIPOLINA CM	GIB	11 DEC 2008	0.70	29.91	1:02.89	1:37.45	2:11.45	22.63
								32.98	34.56	34.00	

Legend:							
?	Involved in swim-off	=	Equal rank	ER	European Record	Q	Qualified for next phase
R	Reserve	R.T.	Reaction Time	WJ	World Junior Record	WR	World Record

Event 3
2 JUL 2024 - 10:21

Women's 400m Individual Medley

Results Summary

Event Number 3

	Record	Splits		Name	NAT Code	Location	Date	
WR	4:24.38	59.18	2:06.30	3:23.43	McINTOSH Summer	CAN	Toronto (CAN)	16 MAY 2024
WJ	4:25.87	59.47	2:06.39	3:25.31	McINTOSH Summer	CAN	Toronto (CAN)	1 APR 2023
ER	4:26.36	1:00.91	2:08.39	3:24.50	HOSSZU Katinka	HUN	Rio de Janeiro (BRA)	6 AUG 2016

Rank	Heat	Lane	Name	NAT Code	Date of Birth	R.T.	Time	Time Behind
1	3	4	JACKL Vivien	HUN	17 OCT 2008	0.73	4:45.96	Q
	50m 30.20	100m 1:04.84	150m 1:40.30	200m 2:15.18	250m 2:58.37	300m 3:42.05	350m 4:15.00	
		34.64	35.46	34.88	43.19	43.88	32.95	30.96
2	3	5	DUMONT Sarah	BEL	6 MAR 2007	0.72	4:46.13	0.17 Q
	50m 29.71	100m 1:03.79	150m 1:40.80	200m 2:17.08	250m 2:58.46	300m 3:40.82	350m 4:13.93	
		34.08	37.01	36.28	41.38	42.36	33.11	32.20
3	2	3	ALZETTA Giada	ITA	15 NOV 2006	0.69	4:48.78	2.82 Q
	50m 29.88	100m 1:03.73	150m 1:39.92	200m 2:15.93	250m 2:57.99	300m 3:41.09	350m 4:15.72	
		33.85	36.19	36.01	42.06	43.10	34.63	33.06
4	2	6	SAKAR Belis	TUR	5 SEP 2007	0.76	4:49.90	3.94 Q
	50m 30.60	100m 1:04.67	150m 1:42.85	200m 2:20.01	250m 3:02.16	300m 3:44.36	350m 4:17.65	
		34.07	38.18	37.16	42.15	42.20	33.29	32.25
5	3	0	BARTA Bianca	HUN	23 JUN 2009	0.88	4:50.52	4.56 Q
	50m 30.41	100m 1:04.66	150m 1:42.23	200m 2:19.43	250m 3:01.38	300m 3:43.91	350m 4:17.50	
		34.25	37.57	37.20	41.95	42.53	33.59	33.02
6	2	4	CABANES GARZAS Laura	ESP	3 JAN 2006	0.69	4:51.58	5.62 Q
	50m 29.88	100m 1:03.26	150m 1:40.08	200m 2:16.42	250m 2:59.01	300m 3:43.11	350m 4:17.93	
		33.38	36.82	36.34	42.59	44.10	34.82	33.65
7	3	1	SAHIN Zeynep Selin	TUR	10 AUG 2006	0.76	4:51.60	5.64 Q
	50m 31.51	100m 1:07.87	150m 1:45.36	200m 2:22.09	250m 3:03.97	300m 3:46.46	350m 4:19.58	
		36.36	37.49	36.73	41.88	42.49	33.12	32.02
8	3	3	BENKLER Noelle	GER	5 DEC 2007	0.71	4:52.06	6.10 Q
	50m 30.33	100m 1:06.50	150m 1:44.19	200m 2:21.72	250m 3:02.69	300m 3:44.55	350m 4:18.90	
		36.17	37.69	37.53	40.97	41.86	34.35	33.16
9	2	5	KASVIO Louna	FIN	29 JAN 2006	0.71	4:52.99	7.03 R
	50m 30.68	100m 1:05.18	150m 1:43.36	200m 2:20.42	250m 3:02.82	300m 3:45.88	350m 4:20.40	
		34.50	38.18	37.06	42.40	43.06	34.52	32.59
10	2	1	VASS Brigitta	ROU	28 JUL 2007	0.81	4:53.51	7.55 R
	50m 31.17	100m 1:07.03	150m 1:46.45	200m 2:24.47	250m 3:03.75	300m 3:43.11	350m 4:18.32	
		35.86	39.42	38.02	39.28	39.36	35.21	35.19
11	2	8	MCNAIR Suzanne	GBR	28 MAR 2007	0.79	4:53.81	7.85
	50m 30.52	100m 1:05.35	150m 1:41.75	200m 2:18.30	250m 3:02.11	300m 3:46.16	350m 4:20.19	
		34.83	36.40	36.55	43.81	44.05	34.03	33.62
12	3	7	PASCAREANU Giulia	ITA	4 FEB 2007	0.76	4:53.92	7.96
	50m 30.52	100m 1:05.84	150m 1:44.37	200m 2:22.32	250m 3:04.41	300m 3:47.48	350m 4:21.59	
		35.32	38.53	37.95	42.09	43.07	34.11	32.33
13	2	7	AVDIC Iman	BIH	23 SEP 2007	0.67	4:54.23	8.27
	50m 29.95	100m 1:04.38	150m 1:44.16	200m 2:23.15	250m 3:06.58	300m 3:50.45	350m 4:23.53	
		34.43	39.78	38.99	43.43	43.87	33.08	30.70
14	2	2	VON BONIN Leni	GER	1 MAR 2007	0.78	4:54.26	8.30
	50m 30.41	100m 1:05.15	150m 1:44.74	200m 2:23.75	250m 3:04.22	300m 3:46.68	350m 4:21.02	
		34.74	39.59	39.01	40.47	42.46	34.34	33.24
15	3	8	SIBISEANU Ana-Maria	ROU	26 SEP 2008	0.71	4:55.06	9.10
	50m 31.27	100m 1:07.09	150m 1:46.32	200m 2:24.90	250m 3:07.08	300m 3:49.43	350m 4:22.88	
		35.82	39.23	38.58	42.18	42.35	33.45	32.18
16	3	2	KOHLMANN Laura Sophie	GER	25 MAY 2009	0.74	4:57.99	12.03
	50m 31.02	100m 1:06.59	150m 1:45.15	200m 2:23.97	250m 3:05.63	300m 3:48.87	350m 4:24.23	
		35.57	38.56	38.82	41.66	43.24	35.36	33.76

Results Summary

Event Number 3

Rank	Heat	Lane	Name	NAT Code	Date of Birth	R.T.	Time	Time Behind
17	2	0	BRINK Djanilla	NED	5 SEP 2006	0.64	4:58.21	12.25
	50m 31.18	100m 1:07.73	150m 1:48.09	200m 2:28.29	250m 3:07.57	300m 3:48.67	350m 4:23.51	
		36.55	40.36	40.20	39.28	41.10	34.84	34.70
18	3	6	LENZE Sophie	GER	19 JAN 2006	0.84	4:58.73	12.77
	50m 30.75	100m 1:06.27	150m 1:46.35	200m 2:25.75	250m 3:06.23	300m 3:47.91	350m 4:23.85	
		35.52	40.08	39.40	40.48	41.68	35.94	34.88
19	1	4	ZAPOTOCKA Natalie	CZE	26 AUG 2007	0.71	4:59.31	13.35
	50m 31.30	100m 1:08.87	150m 1:48.00	200m 2:26.06	250m 3:06.37	300m 3:48.11	350m 4:24.55	
		37.57	39.13	38.06	40.31	41.74	36.44	34.76
20	2	9	LOHR Kay-Lyn	SUI	18 MAR 2008	0.78	5:02.09	16.13
	50m 31.03	100m 1:06.78	150m 1:46.74	200m 2:26.63	250m 3:08.55	300m 3:51.59	350m 4:27.45	
		35.75	39.96	39.89	41.92	43.04	35.86	34.64
21	1	6	TRUCINSKAITE Guoda	LTU	3 AUG 2008	0.74	5:04.22	18.26
	50m 32.19	100m 1:09.36	150m 1:47.99	200m 2:26.56	250m 3:08.87	300m 3:51.93	350m 4:28.41	
		37.17	38.63	38.57	42.31	43.06	36.48	35.81
22	1	2	OROSZ Sara	SVK	18 APR 2009	0.82	5:04.51	18.55
	50m 31.32	100m 1:07.78	150m 1:46.09	200m 2:24.30	250m 3:08.14	300m 3:54.47	350m 4:30.15	
		36.46	38.31	38.21	43.84	46.33	35.68	34.36
23	1	5	VANDERLINDEN Siri	BEL	24 AUG 2009	0.75	5:04.55	18.59
	50m 30.98	100m 1:06.16	150m 1:45.78	200m 2:24.80	250m 3:10.00	300m 3:56.47	350m 4:31.39	
		35.18	39.62	39.02	45.20	46.47	34.92	33.16
24	3	9	SUNDT Wilma	FIN	4 MAY 2006	0.70	5:04.65	18.69
	50m 30.98	100m 1:07.36	150m 1:47.57	200m 2:27.41	250m 3:10.08	300m 3:54.00	350m 4:30.06	
		36.38	40.21	39.84	42.67	43.92	36.06	34.59
25	1	3	HOLLINSKY Aviva	AUT	14 MAY 2008	0.85	5:04.67	18.71
	50m 31.31	100m 1:07.42	150m 1:46.18	200m 2:25.20	250m 3:08.44	300m 3:54.26	350m 4:30.44	
		36.11	38.76	39.02	43.24	45.82	36.18	34.23
26	1	8	GRUCHALAKOVA Laura	SVK	22 AUG 2006	0.70	5:09.15	23.19
	50m 31.11	100m 1:07.86	150m 1:48.29	200m 2:28.52	250m 3:12.42	300m 3:58.23	350m 4:34.21	
		36.75	40.43	40.23	43.90	45.81	35.98	34.94
27	1	7	NAINYTE Ieva	LTU	12 APR 2008	0.71	5:10.63	24.67
	50m 31.20	100m 1:10.81	150m 1:51.51	200m 2:30.93	250m 3:16.22	300m 4:01.17	350m 4:36.77	
		39.61	40.70	39.42	45.29	44.95	35.60	33.86
28	1	0	BARTHEL Emma	LUX	27 APR 2010	0.55	5:11.51	25.55
	50m 33.10	100m 1:10.81	150m 1:51.36	200m 2:30.62	250m 3:15.66	300m 4:01.19	350m 4:37.52	
		37.71	40.55	39.26	45.04	45.53	36.33	33.99
29	1	1	SOHN Ida	DEN	22 JUL 2008	0.73	5:13.03	27.07
	50m 33.60	100m 1:12.52	150m 1:51.47	200m 2:29.62	250m 3:14.56	300m 4:00.73	350m 4:37.43	
		38.92	38.95	38.15	44.94	46.17	36.70	35.60
30	1	9	CONNERY Niamh	IRL	1 OCT 2008	0.77	5:14.57	28.61
	50m 32.63	100m 1:10.06	150m 1:51.77	200m 2:33.35	250m 3:15.34	300m 4:00.01	350m 4:37.97	
		37.43	41.71	41.58	41.99	44.67	37.96	36.60

Legend:

ER	European Record	Q	Qualified for next phase	R	Reserve	R.T.	Reaction Time
WJ	World Junior Record	WR	World Record				

Results Summary

Event Number 4

	Record	Name	NAT Code	Location	Date
WR	26.86	McKEOWN Kaylee	AUS	Budapest (HUN)	20 OCT 2023
WJ	27.49	ATHERTON Minna	AUS	Brisbane (AUS)	29 JAN 2016
ER	27.10	TOUSSAINT Kira	NED	Eindhoven (NED)	10 APR 2021

Rank	Heat	Lane	Name	NAT Code	Date of Birth	R.T.	Time	Time Behind
1	4	4	CURTIS Sara	ITA	19 AUG 2006	0.62	28.20	Q
2	4	5	KINSMAN Blythe	GBR	24 FEB 2007	0.65	28.30	0.10 Q
3	5	4	KOMOROCZY Lora	HUN	22 FEB 2006	0.62	28.46	0.26 Q
4	4	3	DAMBORG Martine	DEN	7 MAY 2007	0.59	28.49	0.29 Q
5	3	4	BORSTLER Anna Maria	GER	10 JUN 2006	0.53	28.58	0.38 Q
6	5	5	CARLOS--BROC Zoe	FRA	28 FEB 2006	0.61	28.71	0.51 Q
7	3	5	SILISTEANU Daria-Mariuca	ROU	10 MAR 2009	0.58	28.87	0.67 Q
8	3	6	ENGELSE Jinth	NED	28 SEP 2008	0.64	29.00	0.80 Q
9	3	3	PYRILI Despoina	GRE	1 JUN 2008	0.53	29.01	0.81 Q
10	3	2	COSTA DE VICENTE Sara	ESP	6 NOV 2009	0.65	29.15	0.95 Q
11	4	8	ROSSI Greta	ITA	8 JAN 2009	0.70	29.18	0.98 Q
12	4	2	POCIUTE Emilija	LTU	30 DEC 2008	0.60	29.19	0.99 Q
13	5	6	KROL Gabriela	POL	27 FEB 2006	0.73	29.25	1.05 Q
14	5	3	VERDONCK Fleur	BEL	28 JAN 2006	0.60	29.27	1.07 Q
15	4	7	TONRATH NOLLGEN EL	ESP	18 JAN 2007	0.63	29.30	1.10 Q
16	5	8	RICHARD Manon	SUI	30 OCT 2007	0.57	29.32	1.12 Q
17	2	4	BACALU Denisa-Maria	ROU	2 FEB 2009	0.61	29.37	1.17 R
=18	3	8	BOSCARO Benedetta	ITA	13 DEC 2008	0.65	29.40	1.20
=18	4	6	JANISZEWSKA Natalia	POL	13 MAY 2006	0.68	29.40	1.20 R
20	3	7	MAGKOTSIU Ilektra	GRE	14 APR 2007	0.54	29.41	1.21
21	4	1	KROGH Emma Brogaard	DEN	31 JAN 2007	0.71	29.52	1.32
22	5	0	ALLART Lucine	FRA	13 JUL 2007	0.62	29.53	1.33
=23	3	1	GONZALEZ SARMIENTO Laura	ESP	27 NOV 2007	0.65	29.54	1.34
=23	3	9	KNUDSEN Frida Caroline	DEN	27 MAY 2007	0.59	29.54	1.34
25	4	0	BEIERLING Klara Sophie	GER	30 AUG 2007	0.61	29.74	1.54
26	5	2	LECHEVALIER Jeanne	FRA	8 DEC 2009	0.61	29.75	1.55
27	5	7	GERDEJ Nija	SLO	1 MAR 2007	0.58	29.85	1.65
=28	3	0	VETERKOV BILOKON Maria	ESP	18 JAN 2008	0.62	29.92	1.72
=28	5	1	GERIKSONAITE Patricija	LTU	14 AUG 2007	0.65	29.92	1.72
30	1	8	SIMCHA Ofir	ISR	5 FEB 2009	0.69	30.12	1.92
31	4	9	PAPP Leona	SUI	9 JUL 2009	0.63	30.25	2.05
32	2	1	BLUMIN Xenia	SUI	30 SEP 2006	0.62	30.30	2.10
33	2	0	ZAITEVA Natalia	MDA	29 AUG 2007	0.60	30.31	2.11
34	2	5	FLIKSHAIN Meital	ISR	20 AUG 2007	0.66	30.32	2.12
=35	1	6	JAKSTAITE Auguste	LTU	16 MAY 2008	0.63	30.33	2.13
=35	2	2	HORVATHOVA Terezia	SVK	15 NOV 2007	0.62	30.33	2.13
=37	2	6	FUERST Elena	AUT	6 JAN 2007	0.63	30.40	2.20
=37	2	7	KOVACHEVICH Milana	AUT	16 DEC 2009	0.68	30.40	2.20
39	2	8	DEL MEDICO Giada	ITA	2 JUL 2006	0.61	30.42	2.22
40	1	3	MOILANEN Lotta	FIN	10 JAN 2006	0.68	30.61	2.41
41	5	9	RUSSO Luanna	DEN	27 MAY 2006	0.61	30.69	2.49
42	1	4	HAK Anastasia	SUI	26 APR 2010	0.79	30.74	2.54

Results Summary

Event Number 4

Rank	Heat	Lane	Name	NAT Code	Date of Birth	R.T.	Time	Time Behind
43	1	5	RAKOVA Darina	BUL	23 JUL 2007	0.61	30.84	2.64
44	2	9	BEIQI Hana	KOS	28 SEP 2008	0.61	31.00	2.80
45	1	2	STENMAN Fia	FIN	13 JAN 2006	0.65	31.04	2.84
46	1	7	KARABACZ Martyna	GBR	31 DEC 2008	0.57	31.17	2.97
47	2	3	HARJAKS Uille	EST	14 JAN 2006	0.62	31.19	2.99
48	1	1	MUSTONEN Veera	FIN	10 NOV 2008	0.74	31.89	3.69

Legend:

=	Equal rank	ER	European Record	Q	Qualified for next phase	R	Reserve
R.T.	Reaction Time	WJ	World Junior Record	WR	World Record		

Results Summary

Event Number 5

	Record	Name	NAT Code	Location	Date
WR	23.55	KOLESNIKOV Kliment	RUS	kazan (RUS)	27 JUL 2023
WJ	24.00	KOLESNIKOV Kliment	RUS	Glasgow (GBR)	4 AUG 2018
ER	23.80	KOLESNIKOV Kliment	RUS	Budapest (HUN)	18 MAY 2021

Rank	Heat	Lane	Name	NAT Code	Date of Birth	R.T.	Time	Time Behind
1	6	4	KAUSPEDAS Mantas	LTU	26 OCT 2007	0.55	24.95	Q
2	6	5	DEL SIGNORE Daniele	ITA	22 JAN 2007	0.58	25.13	0.18 Q
3	5	4	PASSEK Vincent	GER	7 APR 2006	0.55	25.57	0.62 Q
4	4	4	KRISCHKE Jakub Jan	CZE	15 MAR 2006	0.61	25.58	0.63 Q
5	5	5	PANTSKHAVA Noe	GEO	13 MAR 2006	0.58	25.70	0.75 Q
6	5	3	BROEKHOVEN Finn	NED	29 MAR 2006	0.62	25.84	0.89 Q
7	4	5	CONSTANTINESCU Alexandru	ROU	27 APR 2006	0.61	25.92	0.97 Q
8	6	3	GOLDIN Aukan	ISR	14 JUL 2007	0.60	26.13	1.18 Q
9	5	7	COHEN Niv	ISR	26 JAN 2006	0.55	26.15	1.20 Q
10	6	7	KIZIEROWSKI PALOMO	ESP	20 MAY 2007	0.67	26.17	1.22 Q
=11	3	5	RANTASUO Konsta	FIN	8 AUG 2006	0.59	26.18	1.23 Q
=11	5	2	BRENCS Kristians	LAT	7 DEC 2006	0.57	26.18	1.23 Q
13	4	3	LAZZARI Davide	ITA	2 DEC 2006	0.58	26.19	1.24 Q
14	5	6	ALPER Deniz	TUR	20 MAY 2006	0.54	26.25	1.30 Q
15	4	8	PARVOV Nikolay	AUT	10 SEP 2007	0.68	26.30	1.35 Q
16	4	7	POPOVIC Svit	SLO	21 DEC 2007	0.64	26.31	1.36 Q
17	5	1	TUSKENIS Mykolas	LTU	12 APR 2009	0.63	26.32	1.37 R
18	2	4	STEINBERG Lev	ISR	1 FEB 2007	0.62	26.40	1.45
19	4	2	CHERRINGTON Conor	GBR	5 JAN 2006	0.51	26.48	1.53 R
20	4	9	MENGBIER Ivar	SWE	3 JUN 2007	0.59	26.49	1.54
21	3	8	CARAPOVIC Luka	CRO	27 MAY 2006	0.62	26.52	1.57
22	6	2	VENINI Matteo	ITA	29 AUG 2007	0.67	26.56	1.61
23	4	6	MORK Alexis Emanuel	NOR	18 FEB 2006	0.73	26.59	1.64
24	6	6	ACAR Can	TUR	16 JUN 2009	0.57	26.65	1.70
25	3	6	RAFNSSON Gudmundur Leo	ISL	16 AUG 2006	0.49	26.66	1.71
26	3	2	PAPATHEODOROU Nikolaos	GRE	22 APR 2009	0.57	26.70	1.75
27	6	1	URBANIAC Olivier	POL	1 JUN 2007	0.63	26.71	1.76
28	3	3	HYLDIG Valdemar Hoffmann	DEN	9 JUL 2008	0.61	26.81	1.86
29	5	0	FRANCISCO Silva	POR	14 MAR 2006	0.62	26.83	1.88
30	4	0	SCHOTZ Noah	GER	23 JAN 2006	0.49	26.84	1.89
31	6	0	IODACHE Tudor-Andrei	ROU	6 JUL 2008	0.62	26.87	1.92
32	4	1	GERMANN Gian	SUI	7 DEC 2006	0.53	26.88	1.93
33	3	4	KOVATS Alex	HUN	14 MAR 2006	0.67	26.93	1.98
34	6	8	CHIRSANOV Chirill	MDA	9 MAR 2007	0.63	27.03	2.08
35	3	7	KOVACS Botond	HUN	25 OCT 2007	0.58	27.04	2.09
36	3	0	KOSKELA Roope	FIN	14 SEP 2007	0.56	27.07	2.12
37	5	9	POLANCAK Vito	CRO	5 JUL 2007	0.61	27.08	2.13
38	6	9	POP Mihnea-Andrei	ROU	2 OCT 2008	0.59	27.12	2.17
39	5	8	ROBERTS Arons	LAT	4 APR 2007	0.61	27.16	2.21
40	3	1	GRUDINSKIJ Dominik	LTU	17 APR 2008	0.58	27.17	2.22
41	2	5	NIEMINEN Ilmari	FIN	10 JUL 2007	0.64	27.24	2.29
42	2	7	GOSPODINOV Todor	BUL	18 FEB 2006	0.59	27.26	2.31

Results Summary

Event Number 5

Rank	Heat	Lane	Name	NAT Code	Date of Birth	R.T.	Time	Time Behind
43	2	6	ROZENFELD Itay	ISR	17 SEP 2006	0.56	27.28	2.33
44	3	9	BYRNE Brydan	IRL	14 FEB 2007	0.59	27.36	2.41
45	2	2	DAGYS Erikas	LTU	16 DEC 2007	0.63	27.37	2.42
46	2	1	ZANYI Ferdinand Tamas	HUN	4 NOV 2007	0.64	27.66	2.71
47	2	3	WANNEM Emil	SWE	26 APR 2006	0.67	27.69	2.74
48	2	8	MERKER Tobias	CZE	18 AUG 2008	0.67	27.91	2.96
49	1	3	TONOYAN Gevorg	ARM	28 DEC 2006	0.57	28.58	3.63
50	1	4	ALLARAJ Lajdi	ALB	18 FEB 2008	0.51	29.61	4.66
51	2	0	BAJOLLARI Andi	ALB	26 JUL 2006	0.67	29.90	4.95
52	1	5	DAJA Dion	ALB	2 NOV 2006	0.62	30.87	5.92

Legend:

=	Equal rank	ER	European Record	Q	Qualified for next phase	R	Reserve
R.T.	Reaction Time	WJ	World Junior Record	WR	World Record		

Results Summary

Event Number 6

	Record	Name	NAT Code	Location	Date
WR	29.16	MEILUTYTE Ruta	LTU	Fukuoka (JPN)	30 JUL 2023
WJ	29.30	PILATO Benedetta	ITA	Budapest (HUN)	22 MAY 2021
ER	29.16	MEILUTYTE Ruta	LTU	Fukuoka (JPN)	30 JUL 2023

Rank	Heat	Lane	Name	NAT Code	Date of Birth	R.T.	Time	Time Behind
1	4	1	PLYTNYKAITE Smilte	LTU	8 JAN 2007	0.66	31.20	Q
2	2	4	RAMOS NAJJI Maria	ESP	18 APR 2006	0.64	31.36	0.16 Q
3	2	3	CARTER Jasmine	GBR	2 APR 2009	0.75	31.51	0.31 Q
4	4	4	PINEDA LOPEZ Nayara	ESP	30 JAN 2008	0.68	31.79	0.59 Q
5	2	5	FANUNZA Martina	ITA	19 AUG 2006	0.68	31.80	0.60 Q
6	4	5	MATI Irene	ITA	7 MAY 2006	0.65	31.83	0.63 Q
7	3	3	SALU Egle	EST	21 JUN 2007	0.72	31.98	0.78 Q
8	3	5	LUDWIG Lena	GER	31 MAY 2007	0.62	32.02	0.82 Q
9	2	2	JONES Ava	IRL	5 JUN 2008	0.70	32.11	0.91 Q
10	4	3	SCHNEIDER Hannah	GER	21 FEB 2008	0.63	32.15	0.95 Q
11	4	6	STOLTENHOFF Katrine	DEN	17 AUG 2006	0.64	32.17	0.97 Q
12	3	6	KRAGH Ida Skov	DEN	27 SEP 2006	0.71	32.33	1.13 Q
13	4	2	CUETO CABRERA Havana	SUI	20 JAN 2007	0.64	32.38	1.18 Q
14	3	4	RUIZ SANCHEZ Jimena	ESP	13 JUL 2007	0.71	32.40	1.20
15	2	6	BUKVIC Martina	SRB	24 MAY 2006	0.68	32.52	1.32 Q
16	3	7	ABRACINSKAITE Rugile	LTU	21 JAN 2007	0.68	32.54	1.34 Q
17	3	8	STANCIKAITE Guoda	LTU	2 AUG 2007	0.75	32.55	1.35
18	2	7	LUCCHESI Lisa	ITA	1 JUL 2006	0.70	32.59	1.39
19	3	9	ABEL-THIEBAUT Rosalie	FRA	15 JUN 2007	0.71	32.66	1.46 Q
20	4	7	HEIKKILA Linnea	FIN	7 FEB 2008	0.72	32.71	1.51 R
21	2	0	SYSLO Julia	AUT	2 JUN 2009	0.76	32.72	1.52 R
=22	3	2	KAITURI Ellen	FIN	25 JAN 2006	0.62	32.74	1.54
=22	4	8	HALLER Rahel	SUI	13 AUG 2009	0.69	32.74	1.54
24	3	0	WRONA Ewa	POL	9 MAY 2006	0.72	32.84	1.64
25	4	9	GKOVARI KA	GRE	30 JUL 2007	0.76	32.88	1.68
26	3	1	CEJPKOVA Rozalie	CZE	21 JAN 2008	0.68	32.96	1.76
27	1	4	KILJALA Riialina	FIN	27 MAY 2008	0.72	33.01	1.81
28	2	1	ZSEBOK Laura	HUN	15 JUN 2006	0.73	33.08	1.88
29	1	7	STENBECK Alice	SWE	20 JUN 2006	0.71	33.11	1.91
30	2	9	AYZBRUCH Keren	ISR	26 MAR 2006	0.63	33.18	1.98
31	1	5	BAUER Lena Sophie	GER	15 MAY 2007	0.64	33.31	2.11
32	2	8	HOIGNE Seraphine	SUI	16 NOV 2008	0.65	33.40	2.20
33	4	0	TENCIU Alecsia-Maria	ROU	23 JAN 2009	0.56	33.52	2.32
34	1	6	CREPALDI Giorgia	ITA	23 JAN 2007	0.63	33.93	2.73
35	1	1	BAZANOVA Ksenia	EST	9 JAN 2009	0.70	33.98	2.78
36	1	8	SIDLOVSKA Evelina	LAT	10 AUG 2007	0.67	34.59	3.39
37	1	2	ALLAR Maud	LUX	2 JAN 2008	0.65	34.65	3.45
38	1	3	RADIVCHEVA Katrin	BUL	6 AUG 2008	0.70	34.75	3.55

Legend:							
=	Equal rank	ER	European Record	Q	Qualified for next phase	R	Reserve
R.T.	Reaction Time	WJ	World Junior Record	WR	World Record		

Results Summary

Event Number 7

	Record	Name	NAT Code	Location	Date
WR	25.95	PEATY Adam	GBR	Budapest (HUN)	25 JUL 2017
WJ	26.97	MARTINENGHI Nicolo	ITA	Riccione (ITA)	4 APR 2017
ER	25.95	PEATY Adam	GBR	Budapest (HUN)	25 JUL 2017

Rank	Heat	Lane	Name	NAT Code	Date of Birth	R.T.	Time	Time Behind
1	6	4	ALLAVERDI Nusrat	TUR	19 DEC 2007	0.65	27.58	Q
2	6	3	BILTAEV Subajr	GER	23 JAN 2007	0.65	27.61	0.03 Q
3	5	4	HOLLANK Emilian	GER	21 MAY 2006	0.63	27.88	0.30 Q
4	5	5	MANOLOV Maksim	BUL	2 NOV 2006	0.67	27.94	0.36 Q
5	4	4	MORGAN Max	GBR	9 JAN 2008	0.65	28.10	0.52 Q
6	6	2	NOWACKI Filip	GBR	1 OCT 2007	0.62	28.17	0.59 Q
7	6	5	CADEVALL MICOLAU Nil	ESP	19 JUL 2006	0.61	28.20	0.62 Q
8	5	7	GRAFE Jan Malte	GER	5 JUL 2007	0.63	28.33	0.75
9	5	8	TELER Mark	ISR	23 JAN 2008	0.70	28.34	0.76 Q
10	6	8	MIODRAG Fran	CRO	6 JUL 2006	0.66	28.39	0.81 Q
11	4	3	NTOUMAS Evangelos Efraim	GRE	26 JUL 2008	0.66	28.40	0.82 Q
12	4	5	GLADHER Axel	SWE	27 FEB 2006	0.55	28.43	0.85 Q
13	5	6	FOLTYN Jan	CZE	27 JAN 2008	0.72	28.45	0.87 Q
14	4	6	MUNN Oliver	SWE	25 APR 2007	0.70	28.50	0.92 Q
15	5	2	GAJDA Jan	POL	26 JUN 2007	0.68	28.54	0.96 Q
16	5	3	VOLONTIR Danis	ROU	31 AUG 2007	0.60	28.58	1.00 Q
17	6	6	ESZES Janos	HUN	20 JAN 2006	0.63	28.59	1.01 Q
18	6	1	CAPOGNA Sebastien	FRA	24 APR 2006	0.59	28.62	1.04 R
=19	4	7	CILIPANS Kristaps	LAT	29 FEB 2008	0.66	28.68	1.10 R
=19	5	9	STORELL Gustav	SWE	5 JAN 2006	0.59	28.68	1.10
=21	5	0	MADZHUNOV Mihail	BUL	14 JUL 2006	0.65	28.70	1.12
=21	6	7	FUSCHINI Lorenzo	ITA	2 FEB 2007	0.66	28.70	1.12
23	6	9	BONNIZ Pedro	POR	6 JAN 2006	0.69	28.81	1.23
24	4	1	OLSSON Jacob	SWE	10 MAR 2006	0.63	28.82	1.24
=25	3	2	KYIASHCHENKO Stanislav	UKR	29 SEP 2008	0.68	28.86	1.28
=25	4	2	ALTAN Ege	TUR	29 MAR 2006	0.69	28.86	1.28
27	4	0	RADOS Vito	CRO	10 APR 2006	0.65	28.91	1.33
28	5	1	BOCK Kenneth	GER	16 NOV 2006	0.62	28.98	1.40
29	3	6	ELIASSEN Sebastian	DEN	1 JUL 2006	0.63	29.00	1.42
30	3	4	ZAFEIROPOULOS MT	GRE	16 AUG 2006	0.64	29.02	1.44
31	3	7	ILYEM Kerem	TUR	20 FEB 2006	0.63	29.13	1.55
32	2	4	TIMINSKAS Deividas	LTU	28 APR 2007	0.64	29.14	1.56
33	6	0	DONDOLI Andrea	ITA	23 AUG 2007	0.75	29.26	1.68
34	3	3	DEGTARYOV Volodymyr	SUI	7 FEB 2007	0.59	29.29	1.71
35	2	5	BRADLEY Adam	IRL	22 NOV 2007	0.70	29.30	1.72
36	4	8	CHAKHOYAN Ashot	ARM	30 JAN 2006	0.65	29.40	1.82
37	3	1	STATE Matei-Cristian	ROU	16 JAN 2008	0.64	29.50	1.92
38	4	9	JUREKO Marcel	POL	20 FEB 2008	0.68	29.56	1.98
39	3	9	SLIZIUS Povilas	LTU	6 MAY 2006	0.69	29.60	2.02
=40	2	3	MIMOSO Rafael	POR	6 APR 2007	0.61	29.61	2.03
=40	2	9	KORBER-PERNER Laurin	AUT	29 JAN 2007	0.67	29.61	2.03
42	2	8	GRACHOV Yonatan	ISR	26 APR 2006	0.63	29.65	2.07

Results Summary

Event Number 7

Rank	Heat	Lane	Name	NAT Code	Date of Birth	R.T.	Time	Time Behind
43	3	5	DYOMA Artem	UKR	16 FEB 2007	0.69	29.78	2.20
44	3	0	SULSKIS Dominykas	LTU	9 SEP 2007	0.65	29.82	2.24
=45	2	0	KOVALCHUK Tymofii	UKR	27 NOV 2006	0.67	29.86	2.28
=45	2	7	GUSMER Aksel	DEN	18 JAN 2006	0.68	29.86	2.28
47	3	8	MISHYN Mykhailo	UKR	21 NOV 2007	0.68	29.91	2.33
48	2	6	ANDRONATIJ Herkus	LTU	4 DEC 2008	0.64	30.00	2.42
49	1	5	AKKOYUN Arda	TUR	31 AUG 2007	0.63	30.14	2.56
50	2	1	SKYMOEN Oliver Bauer	NOR	1 NOV 2006	0.66	30.21	2.63
51	1	4	KADIC Arian	BIH	17 JUN 2007	0.65	30.28	2.70
52	1	3	SARGSYAN Davit	ARM	21 AUG 2006	0.68	30.60	3.02

Legend:

=	Equal rank	ER	European Record	Q	Qualified for next phase	R	Reserve
R.T.	Reaction Time	WJ	World Junior Record	WR	World Record		

Results Summary

Event Number 8

	Record	Splits	Name	NAT Code	Location	Date
WR	1:50.34	24.19 51.89 1:20.51	MILAK Kristof	HUN	Budapest (HUN)	21 JUN 2022
WJ	1:53.79	24.69 53.24 1:22.71	MILAK Kristof	HUN	Netanya (ISR)	30 JUN 2017
ER	1:50.34	24.19 51.89 1:20.51	MILAK Kristof	HUN	Budapest (HUN)	21 JUN 2022

Rank	Heat	Lane	Name	NAT Code	Date of Birth	R.T.	50m	100m	150m	Time	Time Behind
1	4	6	POPIEL Mikolaj	POL	1 JAN 2006	0.66	26.82	57.59	1:28.77	2:00.09	Q
								30.77	31.18	31.32	
2	3	4	ERTURK Tuncer Berk	TUR	24 MAR 2007	0.72	26.89	57.48	1:29.34	2:01.07	0.98 Q
								30.59	31.86	31.73	
3	3	5	ANTAL David	HUN	21 AUG 2008	0.64	27.29	58.12	1:29.73	2:01.21	1.12 Q
								30.83	31.61	31.48	
4	4	4	KOSTAL Samuel	SVK	17 JUN 2006	0.64	27.38	58.65	1:30.36	2:01.33	1.24 Q
								31.27	31.71	30.97	
5	2	5	PALMISANI MC	ITA	28 MAY 2006	0.64	26.84	57.86	1:29.64	2:01.44	1.35 Q
								31.02	31.78	31.80	
6	3	3	VERGINE Alan	ITA	17 FEB 2006	0.73	26.44	57.11	1:28.81	2:01.48	1.39 Q
								30.67	31.70	32.67	
7	4	3	KOTENKO Mykola	UKR	20 JAN 2007	0.65	26.93	58.15	1:30.03	2:01.63	1.54 Q
								31.22	31.88	31.60	
8	4	7	GRAY Henry	GBR	20 JUN 2006	0.63	26.89	57.68	1:29.58	2:01.67	1.58 Q
								30.79	31.90	32.09	
9	3	6	KATANA Jakub	POL	29 JUL 2007	0.72	27.43	58.71	1:30.35	2:01.96	1.87 Q
								31.28	31.64	31.61	
10	3	2	LOPEZ GUILLEN Javier	ESP	21 DEC 2006	0.70	27.04	57.95	1:29.92	2:01.97	1.88 Q
								30.91	31.97	32.05	
11	4	5	KURU Eren	TUR	12 SEP 2006	0.65	27.18	58.42	1:30.15	2:02.04	1.95 Q
								31.24	31.73	31.89	
12	4	1	DWORAKOWSKI Blazej	POL	22 MAY 2007	0.80	26.86	58.06	1:29.85	2:02.15	2.06
								31.20	31.79	32.30	
13	3	7	SOTTILE Enrico	SUI	3 SEP 2007	0.74	27.78	59.34	1:31.14	2:02.16	2.07 Q
								31.56	31.80	31.02	
14	4	0	KRPINA Roko	CRO	27 JUL 2006	0.69	26.88	57.88	1:30.07	2:02.28	2.19 Q
								31.00	32.19	32.21	
15	4	2	PERCIBALLI Leonardo	ITA	30 SEP 2006	0.65	27.61	58.72	1:30.21	2:02.40	2.31
								31.11	31.49	32.19	
16	2	6	ZEYTIKGLU Emre Sarp	TUR	9 MAY 2007	0.74	27.65	58.40	1:30.44	2:02.55	2.46
								30.75	32.04	32.11	
17	3	1	SACU Faulos	SUI	17 JUN 2006	0.67	28.15	59.01	1:30.53	2:02.57	2.48 Q
								30.86	31.52	32.04	
18	2	4	MIHALACHE Vlad-Stefan	ROU	20 JUN 2006	0.66	26.35	57.97	1:30.21	2:02.96	2.87 Q
								31.62	32.24	32.75	
19	4	8	PUCEK Richard	SVK	23 MAY 2006	0.67	27.32	58.72	1:30.73	2:03.15	3.06 Q
								31.40	32.01	32.42	
20	2	7	DONNELLAN Sean	IRL	21 APR 2007	0.68	28.02	59.43	1:31.36	2:03.16	3.07 R
								31.41	31.93	31.80	
21	2	1	EXPOSITO Angel	FRA	30 MAR 2006	0.64	27.06	58.81	1:30.96	2:03.30	3.21 R
								31.75	32.15	32.34	
22	2	2	FERNANDEZ RODRIGO Isak	ESP	13 SEP 2007	0.66	27.02	58.17	1:30.23	2:03.40	3.31
								31.15	32.06	33.17	
23	3	8	REICH Richard	SVK	11 JUL 2006	0.66	27.75	59.51	1:32.07	2:04.36	4.27
								31.76	32.56	32.29	

Results Summary

Event Number 8

Rank	Heat	Lane	Name	NAT Code	Date of Birth	R.T.	50m	100m	150m	Time	Time Behind
24	1	5	DE GREGORIO Domenico	ITA	21 JUN 2007	0.69	28.17	59.96	1:32.08	2:04.80	4.71
								31.79	32.12	32.72	
25	2	9	POLSTER Attila	SUI	26 JAN 2007	0.63	27.74	59.22	1:31.71	2:04.86	4.77
								31.48	32.49	33.15	
26	1	3	PEREIRA Rodrigo	POR	29 APR 2006	0.67	27.26	58.51	1:31.14	2:04.87	4.78
								31.25	32.63	33.73	
27	1	1	BASILE Enrico	SUI	8 AUG 2006	0.67	27.15	58.59	1:31.53	2:05.16	5.07
								31.44	32.94	33.63	
28	1	7	BRISENFELDT Isak Dag	FRO	9 NOV 2006	0.64	28.25	1:00.17	1:32.55	2:05.22	5.13
								31.92	32.38	32.67	
29	1	6	ALEKSEJEVS Elijs	LAT	12 APR 2006	0.69	27.44	59.98	1:32.52	2:05.50	5.41
								32.54	32.54	32.98	
30	4	9	ZEMANSKY Noah	AUT	2 AUG 2006	0.69	27.36	58.82	1:31.88	2:05.66	5.57
								31.46	33.06	33.78	
=31	1	2	PLATONOV Yevhenii	UKR	4 JUL 2006	0.71	27.99	59.71	1:32.52	2:05.91	5.82
								31.72	32.81	33.39	
=31	2	8	JOZWIAK Tymoteusz	POL	27 APR 2008	0.75	26.86	58.28	1:31.23	2:05.91	5.82
								31.42	32.95	34.68	
33	2	3	CORUMLU Can	TUR	2 JAN 2006	0.65	28.50	1:00.54	1:33.60	2:07.02	6.93
								32.04	33.06	33.42	
34	3	9	LEVERKUS Leo	GER	26 APR 2008	0.78	27.88	59.97	1:32.82	2:07.23	7.14
								32.09	32.85	34.41	
35	1	8	BERNOTAS Martynas	LTU	29 JUN 2009	0.68	28.61	1:01.35	1:34.01	2:08.08	7.99
								32.74	32.66	34.07	
36	2	0	ZAUTASVILI Aron	FIN	29 MAY 2006	0.75	26.89	58.98	1:32.52	2:08.53	8.44
								32.09	33.54	36.01	
37	3	0	ELMEDYB Elias	DEN	30 MAY 2006	0.60	27.02	58.63	1:31.73	2:08.80	8.71
								31.61	33.10	37.07	
38	1	4	VORONA Pavel	MDA	24 APR 2006	0.63	27.92	59.87	1:33.68	2:09.08	8.99
								31.95	33.81	35.40	
39	1	9	MARINOV Daniel Rumenov	NOR	10 JAN 2007	0.62	28.90	1:01.24	1:34.92	2:09.28	9.19
								32.34	33.68	34.36	
40	1	0	KLEV Elias	NOR	31 AUG 2006	0.70	28.02	1:00.60	1:35.01	2:11.12	11.03
								32.58	34.41	36.11	

Legend:

=	Equal rank	ER	European Record	Q	Qualified for next phase	R	Reserve
R.T.	Reaction Time	WJ	Worl Junior Record	WR	World Record		

Results Summary

Event Number 9

	Record	Splits	NAT (Relay)	Location	Date
WR	3:27.96	52.08 1:43.77	2:36.06 AUS - Australia	Fukuoka (JPN)	23 JUL 2023
WJ	3:36.19	53.63 1:47.33	2:41.98 CAN - Canada	Indianapolis (USA)	27 AUG 2017
ER	3:31.72	53.61 1:45.91	2:38.94 NED - Netherlands	Rome (ITA)	26 JUL 2009

Rank	Heat	Lane	NAT / Name	R.T.	50m	100m	Time	Time Behind
1	2	6	GER - Germany				3:41.75	Q
			SEIDEL Lise	0.67	26.68	55.24		
			LENZ Jette	0.41	26.70	55.78	1:51.02	
			MULLER Selina	0.40	26.22	55.65	2:46.67	
			BOCSKA Julianna Dora	0.24	26.03	55.08		
2	2	4	GBR - Great Britain				3:42.84	1.09 Q
			WIDDOWS Hollie	0.59	26.35	55.46		
			OKARO Izabella	0.44	25.95	56.11	1:51.57	
			TAYLOR Theodora	0.36	26.42	55.56	2:47.13	
			CARTER Skye	0.27	27.05	55.71		
3	2	5	HUN - Hungary				3:43.40	1.65 Q
			REKASI Eszter	0.77	27.02	56.67		
			KOMOROCZY Lora	0.36	27.13	56.61	1:53.28	
			ABRAHAM Minna	0.43	26.10	55.07	2:48.35	
			MOLNAR Dora	0.42	26.63	55.05		
4	2	2	NED - Netherlands				3:44.95	3.20 Q
			KORTHUIS Sara	0.79	27.19	56.39		
			REEF Rosalie	0.44	26.82	56.46	1:52.85	
			JONKMAN Megan	0.28	26.75	56.47	2:49.32	
			ROLMAN Angelina	0.20	26.38	55.63		
5	1	5	ITA - Italy				3:45.47	3.72 Q
			GUSPERTI Alessandra	0.72	27.08	56.68		
			SANTAMBROGIO Caterina	0.32	26.49	55.60	1:52.28	
			QUAGGIO Veronica	0.32	26.62	56.25	2:48.53	
			STEVANATO Cristiana	0.43	26.67	56.94		
6	2	8	FRA - France				3:45.88	4.13 Q
			THIBULT Leonia	0.76	27.11	57.37		
			MONTIBERT Anais	0.23	27.02	56.82	1:54.19	
			LECHEVALIER Jeanne	0.12	26.98	56.42	2:50.61	
			CACHOT Albane	0.23	26.15	55.27		
7	1	2	POL - Poland				3:47.07	5.32 Q
			KAMZOL Flawia	0.72	27.38	57.04		
			GRACJASZ Wiktoria	0.15	26.89	56.88	1:53.92	
			LESNIEWSKA Barbara	0.31	26.44	56.20	2:50.12	
			KROL Gabriela	0.23	27.28	56.95		
8	1	8	ESP - Spain				3:47.37	5.62 Q
			MUNOZ BECERRA Claudia	0.66	27.18	56.41		
			MUNOZ I ARMENGOU Julia	0.16	27.22	57.07	1:53.48	
			REVILLA GARCIA Laura	0.33	26.69	56.25	2:49.73	
			MUNOZ GONZALEZ Natalia	0.39	28.03	57.64		
9	1	7	DEN - Denmark				3:47.62	5.87 R
			DAMBORG Martine	0.67	27.25	55.40		
			HERCHE Sofie Ravn	0.26	27.39	56.99	1:52.39	
			STOLTENHOFF Katrine	0.15	27.64	57.79	2:50.18	
			KRAGH Ida Skov	0.22	27.17	57.44		

Results Summary

Event Number 9

Rank	Heat	Lane	NAT / Name	R.T.	50m	100m	Time	Time Behind
10	2	3	SWE - Sweden				3:47.95	6.20 R
			ALSEN Emma	0.79	27.46	57.18		
			NYSTRAND Lisa	0.29	27.49	57.11	1:54.29	
			HALLKVIST Emmy	0.00	26.38	56.77	2:51.06	
			LUC Vicky	0.16	26.75	56.89		
11	2	1	LTU - Lithuania				3:48.11	6.36
			PLYTNYKAITE Smilte	0.67	27.22	56.64		
			KONDRASKAITE Patricija	0.26	26.59	56.39	1:53.03	
			ROMANOVSKAJA Marija	0.08	27.40	57.37	2:50.40	
			VISOCKAITE Ieva	0.33	27.60	57.71		
12	2	7	CRO - Croatia				3:48.58	6.83
			PAVALIC Jana	0.69	26.63	56.45		
			BOBANOVIC Ana	0.22	27.53	57.74	1:54.19	
			LUETIC Lara	0.36	27.33	57.80	2:51.99	
			HREN Mia	0.41	26.89	56.59		
13	1	0	SUI - Switzerland				3:48.85	7.10
			HARRISON Lea	0.50	27.49	57.55		
			RICHARD Manon	0.25	27.81	57.78	1:55.33	
			BALTHASAR Julia	0.36	27.36	56.72	2:52.05	
			KLIMENT Panna	0.16	26.65	56.80		
14	2	0	FIN - Finland				3:51.13	9.38
			PAIVARINTA Venla	0.67	27.48	57.86		
			SOINI Aliisa	0.24	27.81	57.79	1:55.65	
			STENMAN Fia	0.38	27.00	57.78	2:53.43	
			RIEKKI Olivia	0.25	26.80	57.70		
15	1	3	CZE - Czechia				3:53.08	11.33
			CERNA Sara	0.72	28.28	58.62		
			BOHMOVA Tereza	0.36	26.85	57.33	1:55.95	
			CRHOVA Charlene Daniela	0.29	27.48	58.34	2:54.29	
			ZAPOTOCKA Natalie	0.48	28.00	58.79		
16	1	1	EST - Estonia				3:53.60	11.85
			RANDVALI Maari	0.65	27.49	57.24		
			BAZANOVA Ksenia	0.29	27.80	58.42	1:55.66	
			SALU Egle	0.46	28.14	59.91	2:55.57	
			MADAR Kirke	0.43	27.33	58.03		
17	1	4	SVK - Slovakia				4:00.32	18.57
			GRUCHALAKOVA Laura	0.68	28.62	59.13		
			CERVENKOVA Emma	0.39	28.72	1:00.58	1:59.71	
			OROSZ Sara	0.14	27.79	59.65	2:59.36	
			HORVATHOVA Terezia	0.37	28.29	1:00.96		
18	2	9	LAT - Latvia				4:02.54	20.79
			STRAZDINA Emilija	0.73	28.91	1:00.11		
			SIDLOVSKA Evelina	0.32	29.62	1:03.17	2:03.28	
			VERZBICKA Anabella	0.52	28.37	59.86	3:03.14	
			BAUMANE Petra Aleksandra	0.31	28.05	59.40		
	1	6	ROU - Romania				DSQ	
			BAKO Anastasia-Maria	0.65	26.84	56.95		
			STIRBU Ioana-Maria	0.46	27.65	57.80	1:54.75	
			PRISECARIU Aissia-Claudia	0.38	27.71	58.73	2:53.48	
			PREDA Irina-Ana	-0.11				



Event 9
2 JUL 2024 - 11:41

Women's 4x100m Freestyle


Heats

Results Summary

Event Number 9

Rank	Heat	Lane	NAT / Name	R.T.	50m	100m	Time	Time Behind
------	------	------	------------	------	-----	------	------	-------------

Legend:	DSQ Disqualified	ER European Record	Q Qualified for next phase	R Reserve
	R.T. Reaction Time	WJ Worl Junior Record	WR World Record	



Event 10
2 JUL 2024 - 11:53

Men's 4x100m Freestyle

Results Summary

Event Number 10

	Record	Splits	NAT (Relay)	Location	Date
WR	3:08.24	47.51 1:34.53	2:22.18 USA - United States of America	Beijing (CHN)	11 AUG 2008
WJ	3:15.49	49.93 1:37.71	2:26.85 USA - United States of America	Netanya (ISR)	4 SEP 2023
ER	3:08.32	47.91 1:34.96	2:21.59 FRA - France	Beijing (CHN)	11 AUG 2008

Rank	Heat	Lane	NAT / Name	R.T.	50m	100m	Time	Time Behind
1	1	6	ITA - Italy				3:18.30	Q
			VALENTE Gabriele	0.65	23.93	49.76		
			MOMONI Daniele	0.27	23.23	49.62	1:39.38	
			CHIAVERSOLI Mirko	0.27	23.39	49.46	2:28.84	
			BALLARATI Lorenzo	0.33	23.24	49.46		
2	2	5	GBR - Great Britain				3:20.66	2.36 Q
			SHEPHERD Gabriel	0.64	24.21	49.84		
			KRAWIEC Stefan	0.49	24.12	50.62	1:40.46	
			FINCH Nicholas	0.36	23.91	50.27	2:30.73	
			MILLS Jacob	0.43	23.96	49.93		
3	2	2	FRA - France				3:21.27	2.97 Q
			DUTRIAUX Neo	0.64	24.46	50.95		
			FADDA--SAUVAGEOT Romeo-Cesar	0.26	23.94	50.58	1:41.53	
			GALLE-MICHON Evan	0.26	24.17	50.31	2:31.84	
			DUMESNIL Ethan	0.13	23.33	49.43		
4	1	5	ESP - Spain				3:21.47	3.17 Q
			HOEK LE GUENEDAL Luca	0.63	24.08	49.73		
			DEL RIEGO TORRES Teo	0.30	23.97	50.07	1:39.80	
			MILLAN DE MIGUEL Oliver	0.08	23.86	50.20	2:30.00	
			ASCANIO SAIZ Ciro	0.12	24.28	51.47		
5	2	6	SRB - Serbia				3:22.36	4.06 Q
			JOVANOVIC Luka	0.62	23.71	50.13		
			RADENOVIC Matija	-0.01	24.04	50.90	1:41.03	
			PILIPOVIC Ognjen	0.14	24.86	51.26	2:32.29	
			POPOVIC Petar	0.31	23.27	50.07		
6	2	9	GER - Germany				3:22.66	4.36 Q
			KOCH Julian	0.67	24.21	50.99		
			MACHT Sascha	0.17	23.74	50.18	1:41.17	
			TURCK Jonathan Samuel	0.23	24.30	50.60	2:31.77	
			SCHOTZ Noah	0.38	23.70	50.89		
7	2	8	POL - Poland				3:23.11	4.81 Q
			PIETRON Przemyslaw	0.63	24.33	50.51		
			MADEY Konrad	0.21	23.99	50.80	1:41.31	
			SWIDERSKI Julian	0.45	24.60	51.29	2:32.60	
			FILIPIAK Mikolaj	0.17	24.25	50.51		
8	2	0	UKR - Ukraine				3:23.25	4.95 Q
			LATSKO Serhii	0.71	24.33	51.22		
			SHAPOVALOV Danil	0.45	24.14	51.16	1:42.38	
			TSYPAN Davyd	0.12	24.38	51.04	2:33.42	
			SHEREMET Nikita	0.13	23.30	49.83		
9	2	7	AUT - Austria				3:23.42	5.12 R
			EDL Lukas	0.65	23.40	49.48		
			HOEGLINGER Jakob	0.15	24.48	52.40	1:41.88	
			KRAETSCHMER Moritz	0.03	24.21	51.25	2:33.13	
			KOPF Viktor	0.18	23.86	50.29		

Results Summary

Event Number 10

Rank	Heat	Lane	NAT / Name	R.T.	50m	100m	Time	Time Behind
10	2	4	HUN - Hungary				3:24.45	6.15 R
			MOZSARIK Levente	0.65	24.49	51.56		
			KAKUK Koppány Zeta	0.22	24.44	50.87	1:42.43	
			DUCA Stefan Mircea	0.61	24.86	51.21	2:33.64	
			PAPAI Oliver	0.19	24.42	50.81		
11	1	4	LTU - Lithuania				3:25.34	7.04
			TAUTVYDAS Zygimantas	0.66	24.81	51.64		
			BIELSKUS Eidas	0.27	24.66	51.28	1:42.92	
			AUGUSTINAVICIUS Arnas	0.12	23.99	50.63	2:33.55	
			VAICIUNAS Kostas	0.10	25.02	51.79		
12	1	8	SUI - Switzerland				3:25.49	7.19
			MAURI Mattia	0.75	24.76	51.83		
			COTTING Cyril	-0.01	23.47	50.94	1:42.77	
			VICTORIO Jolan	0.10	24.62	51.94	2:34.71	
			MARKOVIC Filip	0.14	23.87	50.78		
=13	1	3	NOR - Norway				3:25.54	7.24
			SORENSEN Sander K.	0.61	24.94	51.24		
			HARLEM Jakob Austevoll	0.45	23.85	50.37	1:41.61	
			BORODIN Nikita	0.31	24.96	51.71	2:33.32	
			MORK Alexis Emanuel	0.41	25.24	52.22		
=13	2	3	TUR - Türkiye				3:25.54	7.24
			ISIK Ahmet Burak	0.68	25.34	51.63		
			TEMIZ Tolga	0.37	24.92	51.52	1:43.15	
			AKKOYUN Arda	0.35	24.73	51.68	2:34.83	
			OZDEMIR Demir	0.29	24.66	50.71		
15	2	1	BUL - Bulgaria				3:28.43	10.13
			KIRILOV Daren	0.64	24.73	52.22		
			NAYDENOV Aleks	0.30	25.05	52.21	1:44.43	
			NAYDENOV Deyvid	0.42	25.34	52.99	2:37.42	
			TUSHEV Vasil	0.38	24.56	51.01		
16	1	7	FIN - Finland				3:28.91	10.61
			NURMINEN Alex	0.64	24.74	51.68		
			ZAUTASVILI Aron	0.43	24.46	51.92	1:43.60	
			KOSKELA Roope	0.18	24.71	52.08	2:35.68	
			RANTASUO Konsta	0.32	25.43	53.23		
17	1	1	LAT - Latvia				3:31.55	13.25
			BRENCS Kristians	0.61	24.88	52.04		
			KRAMPE Emils	0.39	25.34	53.67	1:45.71	
			ROBERTS Arons	0.62	26.07	54.60	2:40.31	
			DEICMANS Nikolass	0.39	24.15	51.24		
18	1	0	ARM - Armenia				3:36.35	18.05
			KOCHARYAN Levon	0.62	25.16	53.23		
			CHAKHOYAN Ashot	0.27	25.63	53.81	1:47.04	
			TONOYAN Gevorg	0.35	25.65	54.66	2:41.70	
			STEPANYAN Petros	0.39	24.75	54.65		
	1	2	SWE - Sweden				DSQ	
			NILSSON Ted	0.65	25.21	51.64		
			STORELL Gustav	-0.09				
			WANNEM Emil					
			MENGELBIER Ivar					



Event 10
2 JUL 2024 - 11:53

Men's 4x100m Freestyle


Heats

Results Summary

Event Number 10

Rank	Heat	Lane	NAT / Name	R.T.	50m	100m	Time	Time Behind
------	------	------	------------	------	-----	------	------	-------------

Legend:	= Equal rank	DSQ Disqualified	ER European Record	Q Qualified for next phase
R Reserve	R.T. Reaction Time	WJ World Junior Record	WR World Record	



Event 11

2 JUL 2024 - 12:05

Women's 1500m Freestyle

Results Summary

Event Number 11

	Record	Splits			Name	NAT Code	Location	Date	
WR	15:20.48	58.50	2:00.25	4:04.88	8:11.70	LEDECKY Katie	USA	Indianapolis (USA)	16 MAY 2018
WJ	15:28.36	59.34	2:01.85	4:06.57	8:16.90	LEDECKY Katie	USA	Gold Coast (AUS)	24 AUG 2014
ER	15:38.88	59.15	2:00.71	4:05.26	8:17.16	FRIIS Lotte	DEN	Barcelona (ESP)	30 JUL 2013

Rank	Heat	Lane	Name	NAT Code	Date of Birth	R.T.	Time	Time Behind
1	3	4	BLOCKSIDGE Amelie	GBR	9 APR 2009	0.85	16:24.71	Q
	50m 30.13	100m 1:02.55	150m 1:35.40	200m 2:08.12	250m 2:40.96	300m 3:13.52	350m 3:46.24	400m 4:18.95
		32.42	32.85	32.72	32.84	32.56	32.72	32.71
	450m 4:51.73	500m 5:24.58	550m 5:57.48	600m 6:30.26	650m 7:03.26	700m 7:36.23	750m 8:09.41	800m 8:42.44
	32.78	32.85	32.90	32.78	33.00	32.97	33.18	33.03
	850m 9:15.26	900m 9:48.27	950m 10:20.99	1000m 10:53.99	1050m 11:26.81	1100m 12:00.03	1150m 12:32.91	1200m 13:06.25
	32.82	33.01	32.72	33.00	32.82	33.22	32.88	33.34
	1250m 13:39.14	1300m 14:12.61	1350m 14:45.38	1400m 15:19.07	1450m 15:52.11			
	32.89	33.47	32.77	33.69	33.04	32.60		
2	3	5	GIANNELLI Emma Vittoria	ITA	3 FEB 2009	0.74	16:27.53	2.82 Q
	50m 30.10	100m 1:02.67	150m 1:35.58	200m 2:08.45	250m 2:41.20	300m 3:13.99	350m 3:46.76	400m 4:19.69
		32.57	32.91	32.87	32.75	32.79	32.77	32.93
	450m 4:52.40	500m 5:25.37	550m 5:58.46	600m 6:31.65	650m 7:04.53	700m 7:37.49	750m 8:10.56	800m 8:43.48
	32.71	32.97	33.09	33.19	32.88	32.96	33.07	32.92
	850m 9:16.58	900m 9:49.34	950m 10:22.37	1000m 10:55.46	1050m 11:28.60	1100m 12:01.75	1150m 12:34.95	1200m 13:08.52
	33.10	32.76	33.03	33.09	33.14	33.15	33.20	33.57
	1250m 13:41.76	1300m 14:15.08	1350m 14:48.45	1400m 15:21.76	1450m 15:54.83			
	33.24	33.32	33.37	33.31	33.07	32.70		
3	2	5	PLOGER Marian	GER	12 APR 2006	0.77	16:32.98	8.27 Q
	50m 30.90	100m 1:03.75	150m 1:36.77	200m 2:10.03	250m 2:43.31	300m 3:16.12	350m 3:49.27	400m 4:22.29
		32.85	33.02	33.26	33.28	32.81	33.15	33.02
	450m 4:55.26	500m 5:28.36	550m 6:01.39	600m 6:34.86	650m 7:08.27	700m 7:41.86	750m 8:15.08	800m 8:48.26
	32.97	33.10	33.03	33.47	33.41	33.59	33.22	33.18
	850m 9:21.47	900m 9:55.08	950m 10:28.44	1000m 11:01.64	1050m 11:34.76	1100m 12:08.16	1150m 12:41.46	1200m 13:14.68
	33.21	33.61	33.36	33.20	33.12	33.40	33.30	33.22
	1250m 13:47.69	1300m 14:21.13	1350m 14:54.49	1400m 15:28.25	1450m 16:01.50			
	33.01	33.44	33.36	33.76	33.25	31.48		
4	2	4	JACKL Vivien	HUN	17 OCT 2008	0.77	16:33.01	8.30 Q
	50m 31.29	100m 1:04.74	150m 1:38.37	200m 2:12.01	250m 2:45.02	300m 3:18.13	350m 3:51.57	400m 4:25.09
		33.45	33.63	33.64	33.01	33.11	33.44	33.52
	450m 4:58.03	500m 5:30.86	550m 6:04.20	600m 6:37.21	650m 7:10.76	700m 7:43.77	750m 8:16.88	800m 8:50.00
	32.94	32.83	33.34	33.01	33.55	33.01	33.11	33.12
	850m 9:23.20	900m 9:56.31	950m 10:29.69	1000m 11:03.42	1050m 11:36.70	1100m 12:09.72	1150m 12:42.63	1200m 13:15.61
	33.20	33.11	33.38	33.73	33.28	33.02	32.91	32.98
	1250m 13:48.63	1300m 14:21.79	1350m 14:55.48	1400m 15:28.96	1450m 16:01.92			
	33.02	33.16	33.69	33.48	32.96	31.09		
5	3	3	VASILAKI Artemis	GRE	20 OCT 2006	0.71	16:34.26	9.55 Q
	50m 30.19	100m 1:02.50	150m 1:35.34	200m 2:07.98	250m 2:40.96	300m 3:13.50	350m 3:46.35	400m 4:19.01
		32.31	32.84	32.64	32.98	32.54	32.85	32.66
	450m 4:51.98	500m 5:24.96	550m 5:57.98	600m 6:31.16	650m 7:04.28	700m 7:37.48	750m 8:10.61	800m 8:43.94
	32.97	32.98	33.02	33.18	33.12	33.20	33.13	33.33
	850m 9:17.12	900m 9:51.06	950m 10:24.77	1000m 10:58.56	1050m 11:32.36	1100m 12:06.21	1150m 12:39.68	1200m 13:13.43
	33.18	33.94	33.71	33.79	33.80	33.85	33.47	33.75
	1250m 13:47.59	1300m 14:21.25	1350m 14:54.77	1400m 15:28.94	1450m 16:02.07			
	34.16	33.66	33.52	34.17	33.13	32.19		
6	3	6	MARTIN ARGENTE Noa	ESP	18 OCT 2007	0.66	16:37.30	12.59 Q
	50m 29.97	100m 1:02.75	150m 1:35.72	200m 2:08.79	250m 2:41.83	300m 3:14.77	350m 3:47.97	400m 4:20.83
		32.78	32.97	33.07	33.04	32.94	33.20	32.86
	450m 4:53.93	500m 5:26.91	550m 6:00.40	600m 6:33.42	650m 7:07.11	700m 7:40.29	750m 8:13.96	800m 8:47.01
	33.10	32.98	33.49	33.02	33.69	33.18	33.67	33.05
	850m 9:20.56	900m 9:53.84	950m 10:27.80	1000m 11:00.86	1050m 11:35.04	1100m 12:08.24	1150m 12:42.31	1200m 13:15.82
	33.55	33.28	33.96	33.06	34.18	33.20	34.07	33.51
	1250m 13:49.80	1300m 14:23.52	1350m 14:57.79	1400m 15:31.00	1450m 16:04.83			
	33.98	33.72	34.27	33.21	33.83	32.47		

Results Summary

Event Number 11

Rank	Heat	Lane	Name	NAT Code	Date of Birth	R.T.	Time	Time Behind
7	2	3	ACKERMANN Julia	GER	23 MAR 2007	0.81	16:41.37	16.66 Q
	50m 30.12	100m 1:02.85	150m 1:35.81	200m 2:09.12	250m 2:42.09	300m 3:15.54	350m 3:48.83	400m 4:22.15
		32.73	32.96	33.31	32.97	33.45	33.29	33.32
	450m 4:55.40	500m 5:28.86	550m 6:02.13	600m 6:35.63	650m 7:09.13	700m 7:42.52	750m 8:15.77	800m 8:49.31
	33.25	33.46	33.27	33.50	33.50	33.39	33.25	33.54
	850m 9:22.95	900m 9:56.31	950m 10:29.64	1000m 11:03.39	1050m 11:36.79	1100m 12:10.37	1150m 12:44.00	1200m 13:17.49
	33.64	33.36	33.33	33.75	33.40	33.58	33.63	33.49
	1250m 13:51.42	1300m 14:25.40	1350m 14:59.39	1400m 15:33.62	1450m 16:07.93			
	33.93	33.98	33.99	34.23	34.31	33.44		
8	2	6	MAKRI Georgia	GRE	12 JUL 2006	0.70	16:56.84	32.13 Q
	50m 31.25	100m 1:04.86	150m 1:38.10	200m 2:11.67	250m 2:45.31	300m 3:19.04	350m 3:52.92	400m 4:26.96
		33.61	33.24	33.57	33.64	33.73	33.88	34.04
	450m 5:00.89	500m 5:34.77	550m 6:08.88	600m 6:42.91	650m 7:16.80	700m 7:50.77	750m 8:24.72	800m 8:58.98
	33.93	33.88	34.11	34.03	33.89	33.97	33.95	34.26
	850m 9:33.04	900m 10:06.92	950m 10:41.24	1000m 11:15.26	1050m 11:49.50	1100m 12:23.85	1150m 12:58.04	1200m 13:32.53
	34.06	33.88	34.32	34.02	34.24	34.35	34.19	34.49
	1250m 14:06.71	1300m 14:41.04	1350m 15:15.44	1400m 15:49.84	1450m 16:23.85			
	34.18	34.33	34.40	34.40	34.01	32.99		
9	3	1	RAKOPOULOU Antonia	GRE	3 JUN 2008	0.66	16:57.05	32.34
	50m 31.26	100m 1:04.42	150m 1:37.93	200m 2:11.44	250m 2:45.04	300m 3:18.88	350m 3:52.76	400m 4:26.52
		33.16	33.51	33.51	33.60	33.84	33.88	33.76
	450m 5:00.49	500m 5:34.31	550m 6:08.10	600m 6:41.91	650m 7:15.90	700m 7:49.57	750m 8:23.81	800m 8:58.08
	33.97	33.82	33.79	33.81	33.99	33.67	34.24	34.27
	850m 9:32.48	900m 10:06.66	950m 10:40.99	1000m 11:15.42	1050m 11:49.74	1100m 12:24.08	1150m 12:58.37	1200m 13:32.93
	34.40	34.18	34.33	34.43	34.32	34.34	34.29	34.56
	1250m 14:07.44	1300m 14:42.09	1350m 15:17.00	1400m 15:51.80	1450m 16:24.91			
	34.51	34.65	34.91	34.80	33.11	32.14		
10	3	7	RUBIO VILLORIA Alba	ESP	4 JUN 2009	0.82	16:58.18	33.47 R
	50m 31.18	100m 1:05.17	150m 1:38.70	200m 2:12.73	250m 2:46.38	300m 3:20.11	350m 3:53.85	400m 4:27.75
		33.99	33.53	34.03	33.65	33.73	33.74	33.90
	450m 5:01.69	500m 5:35.91	550m 6:09.67	600m 6:43.61	650m 7:17.40	700m 7:51.79	750m 8:25.69	800m 8:59.86
	33.94	34.22	33.76	33.94	33.79	34.39	33.90	34.17
	850m 9:33.78	900m 10:08.01	950m 10:41.97	1000m 11:16.31	1050m 11:50.44	1100m 12:24.89	1150m 12:59.29	1200m 13:33.72
	33.92	34.23	33.96	34.34	34.13	34.45	34.40	34.43
	1250m 14:08.17	1300m 14:43.01	1350m 15:17.39	1400m 15:52.09	1450m 16:25.83			
	34.45	34.84	34.38	34.70	33.74	32.35		
11	2	2	FOX Lucy	GBR	1 MAY 2006	0.81	16:59.09	34.38 R
	50m 30.70	100m 1:03.70	150m 1:37.39	200m 2:10.92	250m 2:44.78	300m 3:18.56	350m 3:52.00	400m 4:25.37
		33.00	33.69	33.53	33.86	33.78	33.44	33.37
	450m 4:59.26	500m 5:32.89	550m 6:06.65	600m 6:40.37	650m 7:13.93	700m 7:47.29	750m 8:21.27	800m 8:55.14
	33.89	33.63	33.76	33.72	33.56	33.36	33.98	33.87
	850m 9:29.72	900m 10:03.85	950m 10:38.30	1000m 11:12.98	1050m 11:47.23	1100m 12:21.93	1150m 12:56.58	1200m 13:31.38
	34.58	34.13	34.45	34.68	34.25	34.70	34.65	34.80
	1250m 14:06.81	1300m 14:41.87	1350m 15:16.45	1400m 15:51.91	1450m 16:26.15			
	35.43	35.06	34.58	35.46	34.24	32.94		
12	2	0	STIGER Diana-Gabriela	ROU	9 APR 2008	0.61	17:09.20	44.49
	50m 31.19	100m 1:04.66	150m 1:38.30	200m 2:12.12	250m 2:46.08	300m 3:20.28	350m 3:54.42	400m 4:28.48
		33.47	33.64	33.82	33.96	34.20	34.14	34.06
	450m 5:02.35	500m 5:36.99	550m 6:11.23	600m 6:45.42	650m 7:19.91	700m 7:54.37	750m 8:28.85	800m 9:03.48
	33.87	34.64	34.24	34.19	34.49	34.46	34.48	34.63
	850m 9:38.20	900m 10:13.06	950m 10:47.95	1000m 11:23.03	1050m 11:58.25	1100m 12:33.63	1150m 13:08.03	1200m 13:43.14
	34.72	34.86	34.89	35.08	35.22	35.38	34.40	35.11
	1250m 14:18.00	1300m 14:53.06	1350m 15:28.06	1400m 16:03.30	1450m 16:37.27			
	34.86	35.06	35.00	35.24	33.97	31.93		

Results Summary

Event Number 11

Rank	Heat	Lane	Name	NAT Code	Date of Birth	R.T.	Time	Time Behind
13	3	2	SADE Selinnur	TUR	4 MAY 2008	0.72	17:10.19	45.48
	50m 31.04	100m 1:03.82	150m 1:37.55	200m 2:11.06	250m 2:44.70	300m 3:18.38	350m 3:52.37	400m 4:26.29
		32.78	33.73	33.51	33.64	33.68	33.99	33.92
	450m 5:00.30	500m 5:34.61	550m 6:08.53	600m 6:42.63	650m 7:16.97	700m 7:51.62	750m 8:26.28	800m 9:00.91
	34.01	34.31	33.92	34.10	34.34	34.65	34.66	34.63
	850m 9:35.44	900m 10:10.34	950m 10:45.33	1000m 11:20.58	1050m 11:55.69	1100m 12:30.71	1150m 13:05.72	1200m 13:41.07
	34.53	34.90	34.99	35.25	35.11	35.02	35.01	35.35
	1250m 14:16.02	1300m 14:51.14	1350m 15:26.43	1400m 16:01.80	1450m 16:36.76			
	34.95	35.12	35.29	35.37	34.96	33.43		
14	2	1	PODRZAVNIK Zara	SLO	22 SEP 2008	0.76	17:14.46	49.75
	50m 30.93	100m 1:03.87	150m 1:37.59	200m 2:11.28	250m 2:45.11	300m 3:19.02	350m 3:52.72	400m 4:26.44
		32.94	33.72	33.69	33.83	33.91	33.70	33.72
	450m 5:00.64	500m 5:34.87	550m 6:09.14	600m 6:43.29	650m 7:17.64	700m 7:52.20	750m 8:26.98	800m 9:01.61
	34.20	34.23	34.27	34.15	34.35	34.56	34.78	34.63
	850m 9:36.55	900m 10:12.06	950m 10:47.63	1000m 11:23.10	1050m 11:58.28	1100m 12:33.91	1150m 13:09.11	1200m 13:44.99
	34.94	35.51	35.57	35.47	35.18	35.63	35.20	35.88
	1250m 14:20.38	1300m 14:55.78	1350m 15:30.98	1400m 16:06.32	1450m 16:41.36			
	35.39	35.40	35.20	35.34	35.04	33.10		
15	3	9	ADIR Ofek	ISR	7 JUN 2006	0.77	17:19.14	54.43
	50m 32.33	100m 1:07.02	150m 1:42.30	200m 2:17.45	250m 2:53.06	300m 3:28.67	350m 4:03.98	400m 4:38.84
		34.69	35.28	35.15	35.61	35.61	35.31	34.86
	450m 5:14.05	500m 5:49.18	550m 6:24.29	600m 6:59.29	650m 7:34.48	700m 8:09.52	750m 8:44.61	800m 9:19.17
	35.21	35.13	35.11	35.00	35.19	35.04	35.09	34.56
	850m 9:54.04	900m 10:28.72	950m 11:03.57	1000m 11:38.23	1050m 12:12.76	1100m 12:47.12	1150m 13:21.48	1200m 13:55.77
	34.87	34.68	34.85	34.66	34.53	34.36	34.36	34.29
	1250m 14:30.07	1300m 15:04.67	1350m 15:39.25	1400m 16:13.37	1450m 16:47.24			
	34.30	34.60	34.58	34.12	33.87	31.90		
16	3	8	SHWARTZ Omer	ISR	20 JUN 2006	0.69	17:20.95	56.24
	50m 32.04	100m 1:06.90	150m 1:42.06	200m 2:17.70	250m 2:53.04	300m 3:28.82	350m 4:04.47	400m 4:39.51
		34.86	35.16	35.64	35.34	35.78	35.65	35.04
	450m 5:14.63	500m 5:49.90	550m 6:24.89	600m 6:59.88	650m 7:34.59	700m 8:09.61	750m 8:44.52	800m 9:19.32
	35.12	35.27	34.99	34.99	34.71	35.02	34.91	34.80
	850m 9:54.24	900m 10:29.07	950m 11:04.00	1000m 11:38.66	1050m 12:13.33	1100m 12:47.75	1150m 13:22.30	1200m 13:56.99
	34.92	34.83	34.93	34.66	34.67	34.42	34.55	34.69
	1250m 14:31.71	1300m 15:06.47	1350m 15:41.12	1400m 16:15.78	1450m 16:48.77			
	34.72	34.76	34.65	34.66	32.99	32.18		
17	2	7	PAUN Briana-Mihaela	ROU	12 OCT 2009	0.80	17:27.00	1:02.29
	50m 31.89	100m 1:05.79	150m 1:39.78	200m 2:14.26	250m 2:48.67	300m 3:23.47	350m 3:58.29	400m 4:33.17
		33.90	33.99	34.48	34.41	34.80	34.82	34.88
	450m 5:07.99	500m 5:43.05	550m 6:18.30	600m 6:54.07	650m 7:29.71	700m 8:05.24	750m 8:40.86	800m 9:16.08
	34.82	35.06	35.25	35.77	35.64	35.53	35.62	35.22
	850m 9:51.20	900m 10:26.60	950m 11:01.84	1000m 11:37.04	1050m 12:12.18	1100m 12:47.35	1150m 13:22.54	1200m 13:57.79
	35.12	35.40	35.24	35.20	35.14	35.17	35.19	35.25
	1250m 14:33.27	1300m 15:09.32	1350m 15:44.01	1400m 16:19.34	1450m 16:53.74			
	35.48	36.05	34.69	35.33	34.40	33.26		
18	2	8	RIZEK Lilli	AUT	28 OCT 2008	0.73	17:28.01	1:03.30
	50m 31.89	100m 1:06.04	150m 1:40.78	200m 2:15.40	250m 2:50.48	300m 3:25.56	350m 4:00.54	400m 4:35.83
		34.15	34.74	34.62	35.08	35.08	34.98	35.29
	450m 5:11.15	500m 5:46.44	550m 6:21.48	600m 6:56.36	650m 7:31.26	700m 8:06.53	750m 8:41.72	800m 9:16.90
	35.32	35.29	35.04	34.88	34.90	35.27	35.19	35.18
	850m 9:51.85	900m 10:27.14	950m 11:02.60	1000m 11:37.83	1050m 12:12.69	1100m 12:48.12	1150m 13:23.39	1200m 13:58.98
	34.95	35.29	35.46	35.23	34.86	35.43	35.27	35.59
	1250m 14:34.14	1300m 15:09.91	1350m 15:45.03	1400m 16:20.20	1450m 16:54.91			
	35.16	35.77	35.12	35.17	34.71	33.10		

Event 11
2 JUL 2024 - 12:05

Women's 1500m Freestyle

Results Summary

Event Number 11

Rank	Heat	Lane	Name	NAT Code	Date of Birth	R.T.	Time	Time Behind
19	3	0	VANDERLINDEN Siri	BEL	24 AUG 2009	0.64	17:28.15	1:03.44
	50m 31.72	100m 1:05.45	150m 1:40.31	200m 2:15.27	250m 2:50.04	300m 3:24.79	350m 3:59.98	400m 4:35.13
		33.73	34.86	34.96	34.77	34.75	35.19	35.15
	450m 5:09.90	500m 5:44.93	550m 6:19.98	600m 6:55.15	650m 7:30.58	700m 8:06.12	750m 8:41.53	800m 9:17.03
	34.77	35.03	35.05	35.17	35.43	35.54	35.41	35.50
	850m 9:52.65	900m 10:27.84	950m 11:02.91	1000m 11:38.40	1050m 12:13.58	1100m 12:48.98	1150m 13:24.16	1200m 13:59.29
	35.62	35.19	35.07	35.49	35.18	35.40	35.18	35.13
	1250m 14:34.21	1300m 15:09.84	1350m 15:45.16	1400m 16:19.95	1450m 16:54.57			
	34.92	35.63	35.32	34.79	34.62	33.58		
20	2	9	HULTBERG KULLBERG Wilma	SWE	19 SEP 2007	0.73	17:38.87	1:14.16
	50m 31.67	100m 1:05.60	150m 1:40.37	200m 2:15.19	250m 2:50.56	300m 3:25.51	350m 4:00.96	400m 4:36.18
		33.93	34.77	34.82	35.37	34.95	35.45	35.22
	450m 5:12.30	500m 5:47.72	550m 6:23.19	600m 6:58.50	650m 7:34.94	700m 8:10.93	750m 8:47.30	800m 9:23.42
	36.12	35.42	35.47	35.31	36.44	35.99	36.37	36.12
	850m 9:59.77	900m 10:35.66	950m 11:11.15	1000m 11:46.45	1050m 12:22.47	1100m 12:58.37	1150m 13:34.31	1200m 14:10.01
	36.35	35.89	35.49	35.30	36.02	35.90	35.94	35.70
	1250m 14:45.35	1300m 15:20.90	1350m 15:57.22	1400m 16:33.08	1450m 17:07.97			
	35.34	35.55	36.32	35.86	34.89	30.90		
21	1	3	COROVIC Katarina	SRB	24 SEP 2008	0.82	17:46.16	1:21.45
	50m 31.10	100m 1:06.05	150m 1:41.56	200m 2:16.57	250m 2:52.04	300m 3:27.33	350m 4:02.69	400m 4:38.28
		34.95	35.51	35.01	35.47	35.29	35.36	35.59
	450m 5:13.40	500m 5:49.26	550m 6:24.71	600m 7:00.04	650m 7:35.94	700m 8:11.86	750m 8:46.91	800m 9:22.90
	35.12	35.86	35.45	35.33	35.90	35.92	35.05	35.99
	850m 9:58.52	900m 10:34.93	950m 11:10.69	1000m 11:47.10	1050m 12:22.99	1100m 12:59.60	1150m 13:35.70	1200m 14:12.41
	35.62	36.41	35.76	36.41	35.89	36.61	36.10	36.71
	1250m 14:48.39	1300m 15:25.18	1350m 16:01.18	1400m 16:37.66	1450m 17:13.43			
	35.98	36.79	36.00	36.48	35.77	32.73		
22	1	4	ANDRIYSDOTTIR Katja Lilja	ISL	27 OCT 2006	0.65	17:46.64	1:21.93
	50m 31.93	100m 1:06.36	150m 1:41.18	200m 2:16.31	250m 2:51.83	300m 3:26.99	350m 4:02.42	400m 4:37.92
		34.43	34.82	35.13	35.52	35.16	35.43	35.50
	450m 5:13.46	500m 5:48.74	550m 6:24.11	600m 6:59.81	650m 7:35.64	700m 8:11.69	750m 8:47.72	800m 9:22.95
	35.54	35.28	35.37	35.70	35.83	36.05	36.03	35.23
	850m 9:58.57	900m 10:34.46	950m 11:10.61	1000m 11:46.90	1050m 12:22.95	1100m 12:58.77	1150m 13:35.41	1200m 14:11.59
	35.62	35.89	36.15	36.29	36.05	35.82	36.64	36.18
	1250m 14:48.16	1300m 15:24.45	1350m 16:00.87	1400m 16:37.17	1450m 17:12.88			
	36.57	36.29	36.42	36.30	35.71	33.76		
23	1	5	MITBAUER Maria Angelina	SUI	7 MAY 2009	0.82	18:11.91	1:47.20
	50m 32.00	100m 1:07.18	150m 1:42.54	200m 2:18.44	250m 2:54.51	300m 3:30.92	350m 4:07.46	400m 4:44.38
		35.18	35.36	35.90	36.07	36.41	36.54	36.92
	450m 5:21.18	500m 5:57.96	550m 6:34.85	600m 7:11.96	650m 7:48.51	700m 8:25.39	750m 9:02.01	800m 9:38.82
	36.80	36.78	36.89	37.11	36.55	36.88	36.62	36.81
	850m 10:15.16	900m 10:52.03	950m 11:28.60	1000m 12:05.70	1050m 12:42.65	1100m 13:19.44	1150m 13:56.54	1200m 14:33.19
	36.34	36.87	36.57	37.10	36.95	36.79	37.10	36.65
	1250m 15:10.07	1300m 15:47.02	1350m 16:23.75	1400m 17:00.53	1450m 17:36.76			
	36.88	36.95	36.73	36.78	36.23	35.15		

ER	European Record	Q	Qualified for next phase	R	Reserve	R.T.	Reaction Time
WJ	World Junior Record	WR	World Record				

Results

Event Number 1

	Record	Splits		Name	NAT Code	Location	Date
WJ	1:53.65	27.03	55.82	1:24.77	McINTOSH Summer	CAN Fukuoka (JPN)	26 JUL 2023
CR	1:57.51	27.88	57.75	1:27.76	GOSE Isabel Marie	GER Kazan (RUS)	6 JUL 2019
EJ	1:56.17	27.16	56.20	1:25.91	PADAR Nikoletta	HUN Budapest (HUN)	21 OCT 2023

Rank	Lane	Name	NAT Code	R.T.	50m	100m	150m	Time	Time Behind
1	4	ABRAHAM Minna	HUN	0.71	(1) 27.36	(1) 57.55 30.19	(1) 1:27.49 29.94	1:57.52 30.03	
2	8	DIACONESCU Rebecca-Aimee	ROU	0.75	(6) 28.14	(3) 58.09 29.95	(2) 1:29.05 30.96	1:58.97 29.92	1.45
3	1	MOLNAR Dora	HUN	0.63	(5) 28.07	(6) 58.63 30.56	(6) 1:29.56 30.93	1:59.45 29.89	1.93
4	3	OZDEMIR Ela Naz	TUR	0.66	(3) 27.82	(5) 58.40 30.58	(3) 1:29.16 30.76	1:59.88 30.72	2.36
5	7	STATKEVICIUS Sylvia	LTU	0.65	(4) 28.00	(4) 58.38 30.38	(7) 1:29.74 31.36	2:00.26 30.52	2.74
6	2	BESSARD Maeline	FRA	0.65	(7) 28.31	(7) 58.64 30.33	(5) 1:29.37 30.73	2:00.32 30.95	2.80
7	5	ROTH Linda	GER	0.70	(2) 27.72	(2) 58.01 30.29	(4) 1:29.32 31.31	2:00.49 31.17	2.97
8	6	COOPER Phoebe	GBR	0.73	(8) 28.46	(8) 59.30 30.84	(8) 1:30.04 30.74	2:00.85 30.81	3.33

Legend:

CR Championship Record **EJ** European Junior Record **R.T.** Reaction Time **WJ** World Junior Record

Results

Event Number 2

	Record	Splits		Name	NAT Code	Location	Date
WJ	1:42.97	24.10	50.35	1:16.96	POPOVICI David	ROU	Rome (ITA) 15 AUG 2022
CR	1:45.26	23.94	50.70	1:18.34	POPOVICI David	ROU	Rome (ITA) 9 JUL 2021
EJ	1:42.97	24.10	50.35	1:16.96	POPOVICI David	ROU	Rome (ITA) 15 AUG 2022

Rank	Lane	Name	NAT Code	R.T.	50m	100m	150m	Time	Time Behind
1	4	TREPOCKA Kristupas	LTU	0.66	(2) 25.23	(1) 52.61 27.38	(1) 1:20.35 27.74	1:47.74 27.39	
2	3	ISIK Ahmet Burak	TUR	0.71	(5) 25.75	(4) 53.14 27.39	(3) 1:20.82 27.68	1:48.04 27.22	0.30
3	5	CASTELLA Nicholas	DEN	0.67	(1) 25.22	(2) 52.85 27.63	(2) 1:20.73 27.88	1:48.41 27.68	0.67
4	2	BERTONI Filippo	ITA	0.64	(6) 25.86	(7) 53.61 27.75	(5) 1:21.17 27.56	1:49.15 27.98	1.41
5	6	DRACIC Kenan	BIH	0.66	(3) 25.51	(3) 53.12 27.61	(4) 1:21.13 28.01	1:49.19 28.06	1.45
6	8	VALENTE Gabriele	ITA	0.71	(7) 25.92	(5) 53.52 27.60	(8) 1:22.04 28.52	1:49.73 27.69	1.99
7	7	GIEFING Christian	AUT	0.66	(4) 25.68	(8) 53.69 28.01	(6) 1:21.84 28.15	1:49.86 28.02	2.12
8	1	FRITZKE Lukas	GER	0.64	(8) 26.00	(6) 53.56 27.56	(7) 1:21.97 28.41	1:49.99 28.02	2.25

Legend:	CR Championship Record	EJ European Junior Record	R.T. Reaction Time	WJ World Junior Record
----------------	-------------------------------	----------------------------------	---------------------------	-------------------------------

Results

Event Number 4

	Record	Name	NAT Code	Location	Date
WJ	27.49	ATHERTON Minna	AUS	Brisbane (AUS)	29 JAN 2016
CR	27.74	MOLUH Mary	FRA	Otopeni (ROU)	6 JUL 2022
EJ	27.51	VASKINA Daria	RUS	Gwangju (KOR)	25 JUL 2019

Rank	Lane	Name	NAT Code	R.T.	Time	Time Behind
1	6	CURTIS Sara	ITA	0.57	27.94	
2	5	DAMBORG Martine	DEN	0.55	28.27	0.33
3	4	KINSMAN Blythe	GBR	0.61	28.29	0.35
4	7	BORSTLER Anna Maria	GER	0.55	28.30	0.36
5	1	SILISTEANU Daria-Mariuca	ROU	0.61	28.47	0.53
6	3	KOMOROCZY Lora	HUN	0.58	28.55	0.61
7	2	CARLOS--BROC Zoe	FRA	0.61	28.69	0.75
8	8	COSTA DE VICENTE Sara	ESP	0.60	28.82	0.88

Legend:

CR Championship Record **EJ** European Junior Record **R.T.** Reaction Time **WJ** World Junior Record

Results

Event Number 5

	Record	Name	NAT Code	Location	Date
WJ	24.00	KOLESNIKOV Kliment	RUS	Glasgow (GBR)	4 AUG 2018
CR	24.52	KOLESNIKOV Kliment	RUS	Helsinki (FIN)	7 JUL 2018
EJ	24.00	KOLESNIKOV Kliment	RUS	Glasgow (GBR)	4 AUG 2018

Rank	Lane	Name	NAT Code	R.T.	Time	Time Behind
1	4	KAUSPEDAS Mantas	LTU	0.53	24.68	
2	5	DEL SIGNORE Daniele	ITA	0.59	25.34	0.66
3	3	KRISCHKE Jakub Jan	CZE	0.62	25.53	0.85
=4	2	PANTSKHAVA Noe	GEO	0.51	25.60	0.92
=4	6	PASSEK Vincent	GER	0.52	25.60	0.92
6	7	CONSTANTINESCU Alexandru	ROU	0.59	25.69	1.01
7	1	BROEKHOVEN Finn	NED	0.62	25.71	1.03
8	8	GOLDIN Aukan	ISR	0.59	25.84	1.16

Legend:

=	Equal rank	CR	Championship Record	EJ	European Junior Record	R.T.	Reaction Time
WJ	World Junior Record						

Results

Event Number 6

	Record	Name	NAT Code	Location	Date
WJ	29.30	PILATO Benedetta	ITA	Budapest (HUN)	22 MAY 2021
CR	29.75	PILATO Benedetta	ITA	Rome (ITA)	6 JUL 2021
EJ	29.30	PILATO Benedetta	ITA	Budapest (HUN)	22 MAY 2021

Rank	Lane	Name	NAT Code	R.T.	Time	Time Behind
1	3	PLYTNYKAITE Smilte	LTU	0.62	31.27	
2	8	CARTER Jasmine	GBR	0.77	31.39	0.12
3	4	PINEDA LOPEZ Nayara	ESP	0.65	31.46	0.19
4	1	SALU Egle	EST	0.69	31.63	0.36
5	5	FANUNZA Martina	ITA	0.69	31.71	0.44
6	2	MATI Irene	ITA	0.69	31.78	0.51
7	7	CUETO CABRERA Havana	SUI	0.66	31.79	0.52
8	6	RAMOS NAJJI Maria	ESP	0.66	31.89	0.62

Legend:

CR Championship Record **EJ** European Junior Record **R.T.** Reaction Time **WJ** World Junior Record

Results

Event Number 7

	Record	Name	NAT Code	Location	Date
WJ	26.97	MARTINENGHI Nicolo	ITA	Riccione (ITA)	4 APR 2017
CR	27.23	MARTINENGHI Nicolo	ITA	Netanya (ISR)	30 JUN 2017
EJ	26.97	MARTINENGHI Nicolo	ITA	Riccione (ITA)	4 APR 2017

Rank	Lane	Name	NAT Code	R.T.	Time	Time Behind
1	4	ALLAHVERDI Nusrat	TUR	0.63	27.60	
2	5	BILTAEV Subajr	GER	0.64	27.78	0.18
3	6	MANOLOV Maksim	BUL	0.65	27.89	0.29
4	2	HOLLANK Emilian	GER	0.62	28.01	0.41
5	3	MUNN Oliver	SWE	0.63	28.13	0.53
6	1	MORGAN Max	GBR	0.66	28.18	0.58
7	7	CADEVALL MICOLAU Nil	ESP	0.62	28.37	0.77
8	8	MIODRAG Fran	CRO	0.64	28.48	0.88

Legend:

CR Championship Record **EJ** European Junior Record **R.T.** Reaction Time **WJ** World Junior Record

Results

Event Number 8

	Record	Splits		Name	NAT Code	Location	Date	
WJ	1:53.79	24.69	53.24	1:22.71	MILAK Kristof	HUN	Netanya (ISR)	30 JUN 2017
CR	1:53.79	24.69	53.24	1:22.71	MILAK Kristof	HUN	Netanya (ISR)	30 JUN 2017
EJ	1:52.71	25.07	53.92		MILAK Kristof	HUN	Debrecen (HUN)	28 MAR 2018

Rank	Lane	Name	NAT Code	R.T.	50m	100m	150m	Time	Time Behind
1	3	MIHALACHE Vlad-Stefan	ROU	0.65	(1) 25.76	(1) 55.89 30.13	(1) 1:26.07 30.18	1:57.42 31.35	
2	4	KOSTAL Samuel	SVK	0.64	(2) 26.32	(2) 56.17 29.85	(2) 1:26.42 30.25	1:57.62 31.20	0.20
3	7	ANTAL David	HUN	0.64	(7) 26.55	(4) 56.75 30.20	(3) 1:27.12 30.37	1:57.67 30.55	0.25
4	2	POPIEL Mikolaj	POL	0.63	(6) 26.54	(7) 56.98 30.44	(=5) 1:28.16 31.18	1:59.63 31.47	2.21
5	8	PALMISANI Matteo Christopher	ITA	0.64	(3) 26.37	(8) 57.13 30.76	(7) 1:28.70 31.57	1:59.77 31.07	2.35
6	6	ERTURK Tuncer Berk	TUR	0.70	(8) 26.56	(=5) 56.94 30.38	(=5) 1:28.16 31.22	1:59.86 31.70	2.44
7	1	KURU Eren	TUR	0.65	(5) 26.46	(3) 56.54 30.08	(4) 1:27.86 31.32	2:00.30 32.44	2.88
8	5	KOTENKO Mykola	UKR	0.64	(4) 26.45	(=5) 56.94 30.49	(8) 1:28.90 31.96	2:01.80 32.90	4.38

Legend:

= Equal rank **CR** Championship Record **EJ** European Junior Record **R.T.** Reaction Time
WJ World Junior Record

Results

Event Number 11

8			8 MAKRI Georgia			GRE			0.74			16:57.39			47.16														
50m (8) 30.84	100m (8) 1:03.70 32.86	150m (8) 1:36.76 33.06	200m (8) 2:10.17 33.41	250m (8) 2:44.03 33.86	300m (8) 3:17.94 33.91	350m (8) 3:51.91 33.97	400m (8) 4:25.97 34.06	450m (8) 5:00.16 34.19	500m (8) 5:34.29 34.13	550m (8) 6:08.35 34.06	600m (8) 6:42.55 34.20	650m (8) 7:16.74 34.19	700m (8) 7:50.73 33.99	750m (8) 8:24.88 34.15	800m (8) 8:59.16 34.28	850m (8) 9:33.29 34.13	900m (8) 10:07.48 34.19	950m (8) 10:41.24 33.76	1000m (8) 11:15.46 34.22	1050m (8) 11:49.70 34.24	1100m (8) 12:24.11 34.41	1150m (8) 12:58.60 34.49	1200m (8) 13:33.01 34.41	1250m (8) 14:07.58 34.57	1300m (8) 14:42.11 34.53	1350m (8) 15:16.30 34.19	1400m (8) 15:50.71 34.41	1450m (8) 16:24.52 33.81	32.87

Legend:							
CR	Championship Record	EJ	European Junior Record	R.T.	Reaction Time	WJ	World Junior Record

Event 212
3 JUL 2024 - 18:38

Women's 100m Butterfly

Results Summary

Event Number 12

	Record	Split	Name	NAT Code	Location	Date
WJ	56.43	25.64	CURZAN Claire	USA	Cary (USA)	14 MAY 2021
CR	56.95	26.65	PUDAR Lana	BIH	Belgrade (SRB)	6 JUL 2023
EJ	56.46		BEST TIME			

Rank	Heat	Lane	Name	NAT Code	Date of Birth	R.T.	50m	Time	Time Behind
1	2	4	DAMBORG Martine	DEN	7 MAY 2007	0.68	28.10	59.42 31.32	Q
2	1	4	SANTAMBROGIO Caterina	ITA	23 MAR 2009	0.75	28.13	59.47 31.34	0.05 Q
3	2	5	SOINI Aliisa	FIN	8 MAR 2007	0.69	27.84	59.50 31.66	0.08 Q
4	2	3	WIDDOWS Hollie	GBR	12 AUG 2006	0.61	27.62	59.65 32.03	0.23 Q
5	1	3	HALLKVIST Emmy	SWE	31 MAR 2008	0.58	27.37	59.87 32.50	0.45 Q
6	1	2	KAMZOL Flawia	POL	26 FEB 2007	0.72	27.78	59.92 32.14	0.50 Q
7	2	6	DUMONT Sarah	BEL	6 MAR 2007	0.69	28.14	59.94 31.80	0.52 Q
8	2	1	BACALU Denisa-Maria	ROU	2 FEB 2009	0.70	28.05	1:00.03 31.98	0.61 Q
9	2	2	KOMOROCZY Lora	HUN	22 FEB 2006	0.62	27.84	1:00.13 32.29	0.71 R
10	1	5	PORCARI Anna	ITA	25 SEP 2006	0.69	28.32	1:00.22 31.90	0.80 R
11	2	7	BAIEVYCH Alina	GER	26 JUN 2009	0.68	28.41	1:00.45 32.04	1.03
12	1	1	PREDINE Alix	FRA	15 AUG 2006	0.64	27.78	1:00.67 32.89	1.25
13	1	7	COOPER Phoebe	GBR	17 JAN 2008	0.72	28.38	1:00.77 32.39	1.35
14	1	8	MADAR Kirke	EST	10 JAN 2007	0.65	28.21	1:00.79 32.58	1.37
15	2	8	BURNS-ATKIN Alana	IRL	7 JAN 2006	0.61	28.20	1:01.08 32.88	1.66
16	1	6	ROTH Linda	GER	5 JUN 2008	0.73	28.55	1:01.83 33.28	2.41

Legend:

CR	Championship Record	EJ	European Junior Record	Q	Qualified for next phase	R	Reserve
R.T.	Reaction Time	WJ	World Junior Record				

Results Summary

Event Number 13

	Record	Splits			Name	NAT Code	Location	Date
WJ	1:56.99	24.74	53.90	1:28.95	KOS Hubert	HUN	Budapest (HUN)	19 MAY 2021
CR	1:59.17	25.97	56.69	1:30.67	DEAN Thomas	GBR	Helsinki (FIN)	6 JUL 2018
EJ	1:56.99	24.74	53.90	1:28.95	KOS Hubert	HUN	Budapest (HUN)	19 MAY 2021

Rank	Heat	Lane	Name	NAT Code	Date of Birth	R.T.	50m	100m	150m	Time	Time Behind
1	1	4	CADEVALL MICOLAU Nil	ESP	19 JUL 2006	0.63	25.97	57.28	1:31.89	2:01.19	Q
								31.31	34.61	29.30	
2	2	6	BADEA Robert-Andrei	ROU	25 SEP 2007	0.64	25.72	56.14	1:31.49	2:01.69	0.50 Q
								30.42	35.35	30.20	
3	2	4	HAMMER Finn	GER	23 FEB 2006	0.67	26.60	58.19	1:33.29	2:02.44	1.25 Q
								31.59	35.10	29.15	
4	2	5	BARBOTTI Jacopo	ITA	7 SEP 2006	0.66	26.53	57.42	1:33.20	2:02.47	1.28 Q
								30.89	35.78	29.27	
5	1	6	POTENZA Emanuele	ITA	20 NOV 2006	0.69	26.32	58.00	1:33.48	2:02.70	1.51 Q
								31.68	35.48	29.22	
6	2	8	COMAN Darius-Stefan	ROU	15 MAY 2007	0.62	26.28	57.48	1:32.51	2:02.77	1.58 Q
								31.20	35.03	30.26	
7	2	3	ANNIS David	GBR	12 APR 2006	0.66	26.50	57.94	1:33.43	2:02.90	1.71 Q
								31.44	35.49	29.47	
8	2	7	AHNERT Franz	GER	6 MAR 2006	0.66	26.21	57.57	1:33.06	2:02.95	1.76 Q
								31.36	35.49	29.89	
9	2	2	MARCAL WHITTLES Edward	GBR	15 APR 2006	0.62	26.68	57.38	1:33.00	2:03.03	1.84 R
								30.70	35.62	30.03	
10	1	5	ROUTOULAS Iason	GRE	1 SEP 2007	0.63	25.97	57.60	1:34.33	2:03.55	2.36 R
								31.63	36.73	29.22	
11	1	3	DENYSENKO Anton	UKR	10 OCT 2008	0.64	26.83	58.11	1:34.23	2:03.65	2.46
								31.28	36.12	29.42	
12	1	2	MAJOR Erik	POL	10 AUG 2007	0.70	26.94	59.27	1:35.00	2:04.06	2.87
								32.33	35.73	29.06	
13	1	8	KOVACS Botond	HUN	25 OCT 2007	0.67	26.68	57.99	1:34.71	2:04.15	2.96
								31.31	36.72	29.44	
14	1	1	BRKLJACIC Grga	CRO	7 APR 2006	0.68	26.96	1:00.13	1:34.96	2:04.36	3.17
								33.17	34.83	29.40	
15	2	1	HALFDANARSSON BF	ISL	26 MAY 2006	0.61	25.84	57.92	1:34.99	2:04.98	3.79
								32.08	37.07	29.99	
16	1	7	SANCHEZ SERRANO Marcos	ESP	22 JUL 2027	0.64	26.59	58.61	1:34.73	2:05.31	4.12
								32.02	36.12	30.58	

Legend:

CR	Championship Record	EJ	European Junior Record	Q	Qualified for next phase	R	Reserve
R.T.	Reaction Time	WJ	World Junior Record				

Event 214
3 JUL 2024 - 19:21

Women's 50m Freestyle

Results Summary

Event Number 14

Record	Name	NAT Code	Location	Date
WJ	24.17 CURZAN Claire	USA	Cary (USA)	14 MAY 2021
CR	24.67 CURTIS Sara	ITA	Vilnius (LTU)	3 JUL 2024
EJ	24.56 CURTIS Sara	ITA	Riccione (ITA)	8 MAR 2024

Rank	Heat	Lane	Name	NAT Code	Date of Birth	R.T.	Time	Time Behind
1	2	4	CURTIS Sara	ITA	19 AUG 2006	0.69	24.73	Q
2	1	4	PAVALIC Jana	CRO	27 MAY 2007	0.70	24.78	0.05 Q
3	2	3	CARTER Skye	GBR	11 OCT 2007	0.72	25.31	0.58 Q
=4	1	5	TAYLOR Theodora	GBR	21 FEB 2009	0.72	25.33	0.60 Q
=4	2	5	BOCSKA Julianna Dora	GER	6 JUN 2006	0.65	25.33	0.60 Q
6	1	1	KONDRASKAITE Patricija	LTU	6 APR 2006	0.72	25.55	0.82 Q
7	1	3	CACHOT Albane	FRA	13 JUL 2007	0.69	25.58	0.85 Q
8	1	6	JONKMAN Megan	NED	22 OCT 2006	0.71	25.65	0.92 Q
9	2	2	GOLLAND Shane	ISR	3 JAN 2007	0.65	25.66	0.93 R
10	2	6	DIACONESCU Rebecca-Aimee	ROU	24 APR 2006	0.72	25.73	1.00 R
11	1	8	BEIERLING Klara Sophie	GER	30 AUG 2007	0.68	25.77	1.04
12	2	1	STEVANATO Cristiana	ITA	24 NOV 2007	0.66	25.85	1.12
13	2	7	STATKEVICIUS Sylvia	LTU	23 MAY 2007	0.66	25.86	1.13
14	1	2	JORDAN Talia	SUI	6 JUN 2007	0.72	25.89	1.16
15	1	7	MUNOZ BECERRA Claudia	ESP	13 JUN 2007	0.66	25.93	1.20
16	2	8	LESNIEWSKA Barbara	POL	5 JUL 2010	0.68	26.21	1.48

Legend:

=	Equal rank	CR	Championship Record	EJ	European Junior Record	Q	Qualified for next phase
R	Reserve	R.T.	Reaction Time	WJ	World Junior Record		

Event 116
3 JUL 2024 - 20:09

Mixed 4x100m Freestyle

Results

Event Number 16

	Record	Splits			NAT (Relay)	Location	Date
WJ	3:24.29	48.58	1:37.12	2:30.74	AUS - Australia	Netanya (ISR)	6 SEP 2023
CR	3:28.43	49.54	1:39.03	2:34.01	GER - Germany	Kazan (RUS)	4 JUL 2019
EJ	3:27.35	48.79	1:36.51	2:31.64	RUS - Russian Federation	Kazan (RUS)	27 OCT 2020

Rank	Lane	NAT / Name	Gender	R.T.	50m	100m	Time	Time Behind
1	4	ITA - Italy					3:28.34	CR
		D'AMBROSIO Carlos	M	0.64	24.06	49.12	(2) 49.12	
		BALLARATI Lorenzo	M	0.19	22.82	48.96	(1) 1:38.08	
		STEVANATO Cristiana	F	0.26	26.59	55.52	(1) 2:33.60	
2	8	GER - Germany					3:28.83	0.49
		RAJE Michael	M	0.63	23.55	49.50	(5) 49.50	
		KOCH Julian	M	0.11	23.29	49.43	(3) 1:38.93	
		SEIDEL Lise	F	0.44	26.04	54.75	(2) 2:33.68	
3	6	FRA - France					3:29.11	0.77
		DUMESNIL Ethan	M	0.64	23.87	49.40	(4) 49.40	
		CHALENDAR Alexandre	M	0.12	23.14	49.45	(2) 1:38.85	
		CACHOT Albane	F	0.28	26.50	55.20	(3) 2:34.05	
4	7	GBR - Great Britain					3:30.39	2.05
		SHEPHERD Gabriel	M	0.69	24.06	49.54	(6) 49.54	
		MILLS Jacob	M	0.37	23.69	49.65	(4) 1:39.19	
		WIDDOWS Hollie	F	0.20	26.48	55.98	(5) 2:35.17	
5	3	DEN - Denmark					3:30.40	2.06
		CASTELLA Nicholas	M	0.65	24.06	49.37	(3) 49.37	
		ELMEDYB Elias	M	0.23	23.99	50.70	(6) 1:40.07	
		THASTRUP-HANSEN Anne	F	0.13	26.66	55.83	(7) 2:35.90	
6	5	HUN - Hungary					3:30.47	2.13
		KAKUK Koppány Zeta	M	0.65	24.43	50.73	(7) 50.73	
		PAPAI Oliver	M	0.14	24.12	50.84	(8) 1:41.57	
		ABRAHAM Minna	F	0.10	25.44	53.89	(6) 2:35.46	
7	2	CRO - Croatia					3:31.13	2.79
		NENADIC Vlaho	M	0.71	23.44	48.83	(1) 48.83	
		GRUICA Filip	M	0.08	23.71	50.38	(5) 1:39.21	
		PAVALIC Jana	F	0.43	26.07	55.73	(4) 2:34.94	
8	1	ESP - Spain					3:34.06	5.72
		ASCANIO SAIZ Ciro	M	0.61	24.15	51.06	(8) 51.06	
		MILLAN DE MIGUEL Oliver	M	0.28	23.40	49.63	(7) 1:40.69	
		REVILLA GARCIA Laura	F	0.34	27.52	57.23	(8) 2:37.92	
		MUNOZ BECERRA Claudia	F	0.39	26.46	56.14		

Legend:

CR Championship Record EJ European Junior Record F Female M Male
R.T. Reaction Time WJ World Junior Record




Medallists

Medal	Name	NAT
GOLD	ABRAHAM Minna	HUN - Hungary
SILVER	DIACONESCU Rebecca-Aimee	ROU - Romania
BRONZE	MOLNAR Dora	HUN - Hungary



Medallists

Medal	Name	NAT
GOLD	TREPOCKA Kristupas	LTU - Lithuania
SILVER	ISIK Ahmet Burak	TUR - Türkiye
BRONZE	CASTELLA Nicholas	DEN - Denmark





Medallists

Medal	Name	NAT
GOLD	CURTIS Sara	ITA - Italy
SILVER	DAMBORG Martine	DEN - Denmark
BRONZE	KINSMAN Blythe	GBR - Great Britain





Medallists

Medal	Name	NAT
GOLD	KAUSPEDAS Mantas	LTU - Lithuania
SILVER	DEL SIGNORE Daniele	ITA - Italy
BRONZE	KRISCHKE Jakub Jan	CZE - Czechia

Medallists

Medal	Name	NAT
GOLD	PLYTNYKAITE Smilte	LTU - Lithuania
SILVER	CARTER Jasmine	GBR - Great Britain
BRONZE	PINEDA LOPEZ Nayara	ESP - Spain



Medallists

Medal	Name	NAT
GOLD	ALLAHVERDI Nusrat	TUR - Türkiye
SILVER	BILTAEV Subajr	GER - Germany
BRONZE	MANOLOV Maksim	BUL - Bulgaria





Medallists

Medal	Name	NAT
GOLD	MIHALACHE Vlad-Stefan	ROU - Romania
SILVER	KOSTAL Samuel	SVK - Slovakia
BRONZE	ANTAL David	HUN - Hungary

Medallists

Medal	Name	NAT
GOLD	BLOCKSIDGE Amelie	GBR - Great Britain
SILVER	GIANNELLI Emma Vittoria	ITA - Italy
BRONZE	JACKL Vivien	HUN - Hungary

Medallists

Medal	NAT	Name	Gender
GOLD	ITA - Italy	D'AMBROSIO Carlos	M
		BALLARATI Lorenzo	M
		STEVANATO Cristiana	F
		CURTIS Sara	F
		CHIAVERSOLI Mirko	M
		GUSPERTI Alessandra	F
		QUAGGIO Veronica	F
		SILVER	GER - Germany
KOCH Julian	M		
SEIDEL Lise	F		
BOCSKA Julianna Dora	F		
LENZ Jette	F		
MULLER Selina	F		
SCHOTZ Noah	M		
TURCK Jonathan Samuel	M		
BRONZE	FRA - France	DUMESNIL Ethan	M
		CHALENDAR Alexandre	M
		CACHOT Albane	F
		ROSSI--BENE Giulia	F
		DUTRIAUX Neo	M
		GALLE-MICHON Evan	M
		THIBULT Leonia	F

Note:
The first four athletes for each NAT competed in the final.

Legend:
F Female M Male

Results Summary

Event Number 1

	Record	Splits		Name	NAT Code	Location	Date
WR	1:52.23	26.64	55.13	1:23.95	TITMUS Ariarne	AUS Brisbane (AUS)	12 JUN 2024
WJ	1:53.65	27.03	55.82	1:24.77	McINTOSH Summer	CAN Fukuoka (JPN)	26 JUL 2023
ER	1:52.98	27.34	55.60	1:24.38	PELLEGRINI Federica	ITA Rome (ITA)	29 JUL 2009

Rank	Heat	Lane	Name	NAT Code	Date of Birth	R.T.	50m	100m	150m	Time	Time Behind
1	2	4	ABRAHAM Minna	HUN	23 MAR 2006	0.70	27.27	57.47	1:27.69	1:58.36	Q
2	1	3	ROTH Linda	GER	5 JUN 2008	0.71	28.15	58.69	1:29.71	1:59.61	1.25 Q
3	2	2	OZDEMIR Ela Naz	TUR	23 APR 2006	0.66	27.66	57.85	1:28.69	1:59.80	1.44 Q
4	2	6	COOPER Phoebe	GBR	17 JAN 2008	0.73	28.97	59.88	1:29.76	2:00.06	1.70 Q
5	2	3	BESSARD Maeline	FRA	9 APR 2008	0.65	27.98	58.14	1:29.07	2:00.33	1.97 Q
6	1	5	STATKEVICIUS Sylvia	LTU	23 MAY 2007	0.65	27.89	58.44	1:29.24	2:00.40	2.04 Q
7	1	6	MOLNAR Dora	HUN	29 JUN 2006	0.65	28.00	58.65	1:29.92	2:00.47	2.11 Q
8	1	8	DIACONESCU Rebecca-Aimee	ROU	24 APR 2006	0.73	28.52	59.09	1:30.69	2:00.54	2.18 Q
9	1	4	SAMA Chiara	ITA	3 APR 2007	0.74	27.99	58.47	1:29.50	2:00.65	2.29 R
10	2	5	NANNUCCI Bianca	ITA	24 MAR 2008	0.75	28.90	59.89	1:30.77	2:01.78	3.42 R
11	1	7	THASTRUP-HANSEN Anne	DEN	14 SEP 2006	0.75	28.43	59.28	1:30.60	2:02.25	3.89
12	2	8	LENZ Jette	GER	5 JAN 2006	0.70	28.24	58.95	1:30.92	2:02.79	4.43
13	1	2	ROLMAN Angelina	NED	8 MAR 2007	0.70	28.69	59.81	1:31.20	2:02.80	4.44
14	2	7	PREDINE Alix	FRA	15 AUG 2006	0.66	28.51	59.34	1:30.78	2:03.00	4.64
15	1	1	AVDIC Iman	BIH	23 SEP 2007	0.68	28.72	59.65	1:31.32	2:03.67	5.31
16	2	1	MUNOZ I ARMENGOU Julia	ESP	8 MAY 2007	0.72	28.49	59.54	1:31.82	2:04.13	5.77

Legend:

ER	European Record	Q	Qualified for next phase	R	Reserve	R.T.	Reaction Time
WJ	World Junior Record	WR	World Record				

Results Summary

Event Number 2

	Record	Splits	Name	NAT Code	Location	Date
WR	1:42.00	24.23 50.12 1:16.30	BIEDERMANN Paul	GER	Rome (ITA)	28 JUL 2009
WJ	1:42.97	24.10 50.35 1:16.96	POPOVICI David	ROU	Rome (ITA)	15 AUG 2022
ER	1:42.00	24.23 50.12 1:16.30	BIEDERMANN Paul	GER	Rome (ITA)	28 JUL 2009

Rank	Heat	Lane	Name	NAT Code	Date of Birth	R.T.	50m	100m	150m	Time	Time Behind
1	2	5	TREPOCKA Kristupas	LTU	22 MAY 2006	0.64	25.30	52.92	1:21.26	1:48.59	Q
								27.62	28.34	27.33	
2	2	4	CASTELLA Nicholas	DEN	1 JUN 2007	0.64	25.20	52.87	1:21.08	1:49.45	0.86 Q
								27.67	28.21	28.37	
3	1	4	ISIK Ahmet Burak	TUR	9 SEP 2006	0.72	26.02	54.04	1:22.03	1:49.46	0.87 Q
								28.02	27.99	27.43	
4	2	2	DRACIC Kenan	BIH	21 OCT 2006	0.65	25.50	53.46	1:21.69	1:49.54	0.95 Q
								27.96	28.23	27.85	
5	1	3	BERTONI Filippo	ITA	16 FEB 2006	0.61	26.02	54.06	1:21.95	1:49.58	0.99 Q
								28.04	27.89	27.63	
6	2	3	GIEFING Christian	AUT	2 FEB 2008	0.62	25.36	53.06	1:21.78	1:49.86	1.27 Q
								27.70	28.72	28.08	
7	2	6	FRITZKE Lukas	GER	17 AUG 2006	0.67	25.89	53.56	1:21.90	1:49.92	1.33 Q
								27.67	28.34	28.02	
8	1	5	VALENTE Gabriele	ITA	26 AUG 2007	0.68	25.69	53.57	1:21.94	1:50.21	1.62 Q
								27.88	28.37	28.27	
9	2	1	SHEPHERD Gabriel	GBR	6 JAN 2008	0.69	25.90	54.23	1:22.84	1:50.29	1.70 R
								28.33	28.61	27.45	
10	1	6	TEMIZ Tolga	TUR	24 MAR 2006	0.74	26.03	54.18	1:22.63	1:50.36	1.77 R
								28.15	28.45	27.73	
11	1	1	SHORTT John	IRL	7 FEB 2007	0.67	26.00	54.49	1:22.93	1:50.71	2.12
								28.49	28.44	27.78	
12	1	7	MILLAN DE MIGUEL Oliver	ESP	19 DEC 2006	0.64	25.66	53.70	1:22.42	1:50.87	2.28
								28.04	28.72	28.45	
13	2	7	SORENSEN Sander K.	NOR	8 MAY 2007	0.65	26.11	54.23	1:22.66	1:50.88	2.29
								28.12	28.43	28.22	
14	2	8	DUCA Stefan Mircea	HUN	29 JAN 2006	0.72	26.40	54.83	1:23.66	1:51.43	2.84
								28.43	28.83	27.77	
15	1	8	MILLS Jacob	GBR	5 SEP 2007	0.65	26.18	54.50	1:23.88	1:51.70	3.11
								28.32	29.38	27.82	
16	1	2	NILSSON Ted	SWE	28 FEB 2006	0.71	26.23	54.41	1:23.16	1:51.75	3.16
								28.18	28.75	28.59	
17	2	0	FILIPIAK Mikolaj	POL	13 MAY 2006	0.80	26.05	54.28	1:23.00	1:52.32	3.73
								28.23	28.72	29.32	

Legend:	
ER	European Record
WJ	World Junior Record
Q	Qualified for next phase
WR	World Record
R	Reserve
R.T.	Reaction Time

Event 103
2 JUL 2024 - 18:00

Women's 400m Individual Medley

Results

Event Number 3

	Record	Splits	Name	NAT Code	Location	Date
WR	4:24.38	59.18 2:06.30 3:23.43	McINTOSH Summer	CAN	Toronto (CAN)	16 MAY 2024
WJ	4:25.87	59.47 2:06.39 3:25.31	McINTOSH Summer	CAN	Toronto (CAN)	1 APR 2023
ER	4:26.36	1:00.91 2:08.39 3:24.50	HOSSZU Katinka	HUN	Rio de Janeiro (BRA)	6 AUG 2016

Rank	Lane	Name	NAT Code	R.T.	Time	Time Behind	
1	4	JACKL Vivien	HUN	0.75	4:39.28	CR	
50m (4) 29.51	100m (4) 1:03.50 33.99	150m (1) 1:38.54 35.04	200m (1) 2:13.02 34.48	250m (1) 2:53.97 40.95	300m (1) 3:35.77 41.80	350m (1) 4:07.82 32.05	31.46
2	5	DUMONT Sarah	BEL	0.73	4:42.44	3.16	
50m (=1) 29.16	100m (2) 1:03.14 33.98	150m (3) 1:39.30 36.16	200m (3) 2:15.47 36.17	250m (3) 2:56.69 41.22	300m (4) 3:39.29 42.60	350m (2) 4:10.93 31.64	31.51
3	7	CABANES GARZAS Laura	ESP	0.69	4:43.62	4.34	
50m (=1) 29.16	100m (1) 1:02.32 33.16	150m (2) 1:38.96 36.64	200m (2) 2:14.78 35.82	250m (2) 2:56.01 41.23	300m (2) 3:38.10 42.09	350m (3) 4:11.99 33.89	31.63
4	3	ALZETTA Giada	ITA	0.68	4:44.68	5.40	
50m (3) 29.41	100m (3) 1:03.40 33.99	150m (4) 1:39.52 36.12	200m (4) 2:15.78 36.26	250m (4) 2:56.86 41.08	300m (3) 3:39.16 42.30	350m (4) 4:12.06 32.90	32.62
5	6	SAKAR Belis	TUR	0.74	4:49.45	10.17	
50m (5) 29.87	100m (5) 1:04.11 34.24	150m (5) 1:41.95 37.84	200m (5) 2:19.18 37.23	250m (5) 3:01.28 42.10	300m (6) 3:43.92 42.64	350m (5) 4:17.18 33.26	32.27
6	8	BENKLER Noelle	GER	0.69	4:50.07	10.79	
50m (7) 30.37	100m (7) 1:06.49 36.12	150m (7) 1:44.64 38.15	200m (7) 2:21.64 37.00	250m (6) 3:02.63 40.99	300m (5) 3:43.87 41.24	350m (6) 4:18.23 34.36	31.84
7	1	SAHIN Zeynep Selin	TUR	0.80	4:52.96	13.68	
50m (8) 31.85	100m (8) 1:08.30 36.45	150m (8) 1:46.59 38.29	200m (8) 2:23.23 36.64	250m (8) 3:05.65 42.42	300m (8) 3:48.10 42.45	350m (8) 4:21.41 33.31	31.55
8	2	BARTA Bianka	HUN	0.86	4:54.03	14.75	
50m (6) 30.03	100m (6) 1:04.58 34.55	150m (6) 1:42.36 37.78	200m (6) 2:20.49 38.13	250m (7) 3:03.81 43.32	300m (7) 3:47.54 43.73	350m (7) 4:20.97 33.43	33.06

Legend:	
=	Equal rank
WJ	World Junior Record
CR	Championship Record
WR	World Record
ER	European Record
R.T.	Reaction Time

Results Summary

Event Number 4

	Record	Name	NAT Code	Location	Date
WR	26.86	McKEOWN Kaylee	AUS	Budapest (HUN)	20 OCT 2023
WJ	27.49	ATHERTON Minna	AUS	Brisbane (AUS)	29 JAN 2016
ER	27.10	TOUSSAINT Kira	NED	Eindhoven (NED)	10 APR 2021

Rank	Heat	Lane	Name	NAT Code	Date of Birth	R.T.	Time	Time Behind
1	1	4	KINSMAN Blythe	GBR	24 FEB 2007	0.62	28.31	Q
2	1	5	DAMBORG Martine	DEN	7 MAY 2007	0.57	28.37	0.06 Q
3	2	5	KOMOROCZY Lora	HUN	22 FEB 2006	0.63	28.43	0.12 Q
4	2	4	CURTIS Sara	ITA	19 AUG 2006	0.67	28.50	0.19 Q
5	1	3	CARLOS--BROC Zoe	FRA	28 FEB 2006	0.63	28.61	0.30 Q
6	2	3	BORSTLER Anna Maria	GER	10 JUN 2006	0.61	28.68	0.37 Q
7	2	6	SILISTEANU Daria-Mariuca	ROU	10 MAR 2009	0.61	28.77	0.46 Q
8	1	2	COSTA DE VICENTE Sara	ESP	6 NOV 2009	0.62	28.83	0.52 Q
=9	1	1	VERDONCK Fleur	BEL	28 JAN 2006	0.62	28.89	0.58 R?
=9	1	6	ENGELSE Jinth	NED	28 SEP 2008	0.62	28.89	0.58 R?
11	1	7	POCIUTE Emilija	LTU	30 DEC 2008	0.58	28.97	0.66
12	2	2	PYRILI Despoina	GRE	1 JUN 2008	0.63	29.04	0.73
13	2	7	ROSSI Greta	ITA	8 JAN 2009	0.71	29.08	0.77
14	2	1	KROL Gabriela	POL	27 FEB 2006	0.90	29.19	0.88
=15	1	8	RICHARD Manon	SUI	30 OCT 2007	0.57	29.31	1.00
=15	2	8	TONRATH NOLLGEN EL	ESP	18 JAN 2007	0.62	29.31	1.00

Legend:

=	Equal rank	ER	European Record	Q	Qualified for next phase	R.T.	Reaction Time
R?	Involved in swim-off (reserve)	WJ	World Junior Record	WR	World Record		




Results

Event Number 4

	Record	Name	NAT Code	Location	Date
WR	26.86	McKEOWN Kaylee	AUS	Budapest (HUN)	20 OCT 2023
WJ	27.49	ATHERTON Minna	AUS	Brisbane (AUS)	29 JAN 2016
ER	27.10	TOUSSAINT Kira	NED	Eindhoven (NED)	10 APR 2021

Rank	Lane	Name	NAT Code	R.T.	Time	Time Behind
1	5	ENGELSE Jinth	NED	0.64	28.90	
2	4	VERDONCK Fleur	BEL	0.62	28.93	0.03

Legend:						
ER	European Record	R.T.	Reaction Time	WJ	Worl Junior Record	WR World Record



Results Summary

Event Number 5

Record	Name	NAT Code	Location	Date
WR	23.55 KOLESNIKOV Kliment	RUS	kazan (RUS)	27 JUL 2023
WJ	24.00 KOLESNIKOV Kliment	RUS	Glasgow (GBR)	4 AUG 2018
ER	23.80 KOLESNIKOV Kliment	RUS	Budapest (HUN)	18 MAY 2021

Rank	Heat	Lane	Name	NAT Code	Date of Birth	R.T.	Time	Time Behind
1	2	4	KAUSPEDAS Mantas	LTU	26 OCT 2007	0.54	25.06	Q
2	1	4	DEL SIGNORE Daniele	ITA	22 JAN 2007	0.57	25.36	0.30 Q
3	1	5	KRISCHKE Jakub Jan	CZE	15 MAR 2006	0.64	25.45	0.39 Q
4	2	5	PASSEK Vincent	GER	7 APR 2006	0.55	25.55	0.49 Q
5	2	3	PANTSKHAVA Noe	GEO	13 MAR 2006	0.54	25.57	0.51 Q
6	2	6	CONSTANTINESCU Alexandru	ROU	27 APR 2006	0.61	25.65	0.59 Q
7	1	3	BROEKHOVEN Finn	NED	29 MAR 2006	0.61	25.81	0.75 Q
8	1	6	GOLDIN Aukan	ISR	14 JUL 2007	0.59	25.96	0.90 Q
9	2	1	LAZZARI Davide	ITA	2 DEC 2006	0.63	25.99	0.93 R
10	1	7	BRENCS Kristians	LAT	7 DEC 2006	0.58	26.06	1.00 R
11	2	2	COHEN Niv	ISR	26 JAN 2006	0.56	26.08	1.02
12	1	1	ALPER Deniz	TUR	20 MAY 2006	0.56	26.10	1.04
13	2	7	RANTASUO Konsta	FIN	8 AUG 2006	0.59	26.11	1.05
14	1	8	POPOVIC Svit	SLO	21 DEC 2007	0.62	26.14	1.08
15	1	2	KIZIEROWSKI PALOMO	ESP	20 MAY 2007	0.60	26.21	1.15
16	2	8	PARVOV Nikolay	AUT	10 SEP 2007	0.63	26.25	1.19

Legend:

ER	European Record	Q	Qualified for next phase	R	Reserve	R.T.	Reaction Time
WJ	World Junior Record	WR	World Record				

Event 206
2 JUL 2024 - 18:50

Women's 50m Breaststroke

Results Summary

Event Number 6

	Record	Name	NAT Code	Location	Date
WR	29.16	MEILUTYTE Ruta	LTU	Fukuoka (JPN)	30 JUL 2023
WJ	29.30	PILATO Benedetta	ITA	Budapest (HUN)	22 MAY 2021
ER	29.16	MEILUTYTE Ruta	LTU	Fukuoka (JPN)	30 JUL 2023

Rank	Heat	Lane	Name	NAT Code	Date of Birth	R.T.	Time	Time Behind
1	1	5	PINEDA LOPEZ Nayara	ESP	30 JAN 2008	0.66	31.50	Q
=2	2	3	FANUNZA Martina	ITA	19 AUG 2006	0.69	31.59	0.09 Q
=2	2	4	PLYTNYKAITE Smilte	LTU	8 JAN 2007	0.66	31.59	0.09 Q
4	1	4	RAMOS NAJJI Maria	ESP	18 APR 2006	0.65	31.62	0.12 Q
5	1	3	MATI Irene	ITA	7 MAY 2006	0.68	31.67	0.17 Q
6	2	1	CUETO CABRERA Havana	SUI	20 JAN 2007	0.64	31.70	0.20 Q
7	2	6	SALU Egle	EST	21 JUN 2007	0.67	31.80	0.30 Q
8	2	5	CARTER Jasmine	GBR	2 APR 2009	0.73	31.93	0.43 Q
9	1	2	SCHNEIDER Hannah	GER	21 FEB 2008	0.63	31.94	0.44 R
10	1	6	LUDWIG Lena	GER	31 MAY 2007	0.64	31.95	0.45 R
11	2	2	JONES Ava	IRL	5 JUN 2008	0.69	31.98	0.48
12	1	1	BUKVIC Martina	SRB	24 MAY 2006	0.69	32.15	0.65
13	2	8	ABRACINSKAITE Rugile	LTU	21 JAN 2007	0.66	32.23	0.73
14	1	7	KRAGH Ida Skov	DEN	27 SEP 2006	0.69	32.61	1.11
15	2	7	STOLTENHOFF Katrine	DEN	17 AUG 2006	0.64	32.63	1.13
16	1	8	ABEL-THIEBAUT Rosalie	FRA	15 JUN 2007	0.70	33.00	1.50

Legend:

=	Equal rank	ER	European Record	Q	Qualified for next phase	R	Reserve
R.T.	Reaction Time	WJ	World Junior Record	WR	World Record		

Results Summary

Event Number 7

Record	Name	NAT Code	Location	Date
WR	25.95 PEATY Adam	GBR	Budapest (HUN)	25 JUL 2017
WJ	26.97 MARTINENGHI Nicolo	ITA	Riccione (ITA)	4 APR 2017
ER	25.95 PEATY Adam	GBR	Budapest (HUN)	25 JUL 2017

Rank	Heat	Lane	Name	NAT Code	Date of Birth	R.T.	Time	Time Behind
1	2	4	ALLAVERDI Nusrat	TUR	19 DEC 2007	0.61	27.59	Q
2	1	4	BILTAEV Subajr	GER	23 JAN 2007	0.66	27.81	0.22 Q
3	2	1	MUNN Oliver	SWE	25 APR 2007	0.65	28.08	0.49 Q
4	1	5	MANOLOV Maksim	BUL	2 NOV 2006	0.67	28.11	0.52 Q
5	2	5	HOLLANK Emilian	GER	21 MAY 2006	0.63	28.15	0.56 Q
6	2	6	CADEVALL MICOLAU Nil	ESP	19 JUL 2006	0.61	28.18	0.59 Q
7	2	3	MORGAN Max	GBR	9 JAN 2008	0.66	28.22	0.63 Q
8	2	2	MIODRAG Fran	CRO	6 JUL 2006	0.65	28.25	0.66 Q
9	2	7	GLADHER Axel	SWE	27 FEB 2006	0.60	28.31	0.72 R
10	1	2	NTOUMAS Evangelos Efraim	GRE	26 JUL 2008	0.70	28.34	0.75 R
11	1	7	FOLTYN Jan	CZE	27 JAN 2008	0.68	28.40	0.81
12	1	3	NOWACKI Filip	GBR	1 OCT 2007	0.65	28.41	0.82
13	1	6	TELER Mark	ISR	23 JAN 2008	0.71	28.43	0.84
14	2	8	VOLONTIR Danis	ROU	31 AUG 2007	0.60	28.47	0.88
15	1	1	GAJDA Jan	POL	26 JUN 2007	0.67	28.58	0.99
16	1	8	ESZES Janos	HUN	20 JAN 2006	0.65	28.60	1.01

Legend:

ER	European Record	Q	Qualified for next phase	R	Reserve	R.T.	Reaction Time
WJ	World Junior Record	WR	World Record				

Results Summary

Event Number 8

	Record	Splits	Name	NAT Code	Location	Date
WR	1:50.34	24.19 51.89 1:20.51	MILAK Kristof	HUN	Budapest (HUN)	21 JUN 2022
WJ	1:53.79	24.69 53.24 1:22.71	MILAK Kristof	HUN	Netanya (ISR)	30 JUN 2017
ER	1:50.34	24.19 51.89 1:20.51	MILAK Kristof	HUN	Budapest (HUN)	21 JUN 2022

Rank	Heat	Lane	Name	NAT Code	Date of Birth	R.T.	50m	100m	150m	Time	Time Behind
1	1	5	KOSTAL Samuel	SVK	17 JUN 2006	0.65	27.21	57.81	1:28.42	1:59.26	Q
2	2	6	KOTENKO Mykola	UKR	20 JAN 2007	0.68	26.64	56.82	1:27.67	1:59.33	0.07 Q
3	2	8	MIHALACHE Vlad-Stefan	ROU	20 JUN 2006	0.64	26.71	57.30	1:28.34	1:59.48	0.22 Q
4	1	4	ERTURK Tuncer Berk	TUR	24 MAR 2007	0.73	26.57	57.03	1:28.12	1:59.58	0.32 Q
5	2	4	POPIEL Mikolaj	POL	1 JAN 2006	0.64	26.49	57.09	1:28.23	1:59.77	0.51 Q
6	2	5	ANTAL David	HUN	21 AUG 2008	0.64	26.86	57.30	1:28.69	1:59.85	0.59 Q
7	2	7	KURU Eren	TUR	12 SEP 2006	0.67	26.66	57.03	1:28.14	2:00.09	0.83 Q
8	2	3	PALMISANI MC	ITA	28 MAY 2006	0.63	26.65	57.39	1:29.13	2:00.43	1.17 Q
9	1	7	SOTTILE Enrico	SUI	3 SEP 2007	0.72	27.56	58.54	1:29.84	2:00.52	1.26 R
10	1	2	LOPEZ GUILLEN Javier	ESP	21 DEC 2006	0.70	27.16	58.51	1:29.91	2:00.54	1.28 R
11	1	3	VERGINE Alan	ITA	17 FEB 2006	0.71	26.97	57.70	1:29.49	2:00.73	1.47
12	1	6	GRAY Henry	GBR	20 JUN 2006	0.64	26.98	57.73	1:29.15	2:00.75	1.49
13	2	1	KRPINA Roko	CRO	27 JUL 2006	0.72	27.03	57.80	1:30.06	2:02.08	2.82
14	2	2	KATANA Jakub	POL	29 JUL 2007	0.72	26.84	57.34	1:29.38	2:02.40	3.14
15	1	1	SACU Faulos	SUI	17 JUN 2006	0.69	28.03	58.95	1:30.58	2:02.50	3.24
16	1	8	PUCEK Richard	SVK	23 MAY 2006	0.68	27.72	59.59	1:31.67	2:03.55	4.29

Legend:

ER	European Record	Q	Qualified for next phase	R	Reserve	R.T.	Reaction Time
WJ	World Junior Record	WR	World Record				

Event 109
2 JUL 2024 - 19:14

Women's 4x100m Freestyle

Results

Event Number 9

	Record	Splits	NAT (Relay)	Location	Date
WR	3:27.96	52.08 1:43.77 2:36.06	AUS - Australia	Fukuoka (JPN)	23 JUL 2023
WJ	3:36.19	53.63 1:47.33 2:41.98	CAN - Canada	Indianapolis (USA)	27 AUG 2017
ER	3:31.72	53.61 1:45.91 2:38.94	NED - Netherlands	Rome (ITA)	26 JUL 2009

Rank	Lane	NAT / Name	R.T.	50m	100m	Time	Time Behind
1	2	ITA - Italy				3:41.12	
		SAMA Chiara	0.71	27.38	56.27	(6) 56.27	
		CURTIS Sara	0.28	25.48	54.74	(=3) 1:51.01	
		STEVANATO Cristiana	0.02	25.83	55.12	(1) 2:46.13	
2	7	FRA - France				3:41.13	0.01
		BESSARD Maeline	0.63	27.27	56.13	(=3) 56.13	
		ROSSI--BENE Giulia	0.13	26.32	54.82	(2) 1:50.95	
		PREDINE Alix	0.26	26.26	55.28	(2) 2:46.23	
3	4	GER - Germany				3:41.60	0.48
		ROTH Linda	0.69	26.58	55.67	(1) 55.67	
		BOCSKA Julianna Dora	0.29	26.92	55.34	(=3) 1:51.01	
		MULLER Selina	0.21	26.26	55.82	(3) 2:46.83	
4	3	HUN - Hungary				3:42.44	1.32
		REKASI Eszter	0.74	27.01	56.60	(7) 56.60	
		ABRAHAM Minna	0.26	25.84	54.34	(1) 1:50.94	
		KOMOROCZY Lora	0.36	27.04	56.49	(5) 2:47.43	
5	5	GBR - Great Britain				3:42.55	1.43
		TAYLOR Theodora	0.74	27.10	56.03	(2) 56.03	
		CARTER Skye	0.13	26.60	55.86	(5) 1:51.89	
		WIDDOWS Hollie	0.15	25.96	55.01	(4) 2:46.90	
6	6	NED - Netherlands				3:45.07	3.95
		KORTHUIS Sara	0.75	27.11	56.13	(=3) 56.13	
		REEF Rosalie	0.19	26.67	56.31	(6) 1:52.44	
		JONKMAN Megan	0.23	26.86	56.22	(6) 2:48.66	
7	8	ESP - Spain				3:47.22	6.10
		MUNOZ BECERRA Claudia	0.67	27.00	56.15	(5) 56.15	
		REVILLA GARCIA Laura	0.49	27.38	56.91	(7) 1:53.06	
		MUNOZ I ARMENGOU Julia	0.27	27.33	56.95	(7) 2:50.01	
8	1	POL - Poland				3:48.39	7.27
		KAMZOL Flawia	0.72	26.82	56.88	(8) 56.88	
		LESNIEWSKA Barbara	0.33	26.87	56.32	(8) 1:53.20	
		KROL Gabriela	0.30	27.34	58.04	(8) 2:51.24	
8	1	GRACJASZ Wiktoria	0.36	27.50	57.15		

Legend:	
=	Equal rank
ER	European Record
R.T.	Reaction Time
WJ	World Junior Record
WR	World Record

Results

Event Number 10

	Record	Splits	NAT (Relay)	Location	Date
WR	3:08.24	47.51 1:34.53	2:22.18 USA - United States of America	Beijing (CHN)	11 AUG 2008
WJ	3:15.49	49.93 1:37.71	2:26.85 USA - United States of America	Netanya (ISR)	4 SEP 2023
ER	3:08.32	47.91 1:34.96	2:21.59 FRA - France	Beijing (CHN)	11 AUG 2008

Rank	Lane	NAT / Name	R.T.	50m	100m	Time	Time Behind
1	4	ITA - Italy				3:17.04	
		VALENTE Gabriele	0.68	24.10	50.28	(7) 50.28	
		D'AMBROSIO Carlos	0.16	23.38	48.48	(1) 1:38.76	
		CHIAVERSOLI Mirko	0.03	23.00	49.07	(1) 2:27.83	
2	3	FRA - France				3:18.83	1.79
		CHALENDAR Alexandre	0.63	24.25	50.13	(5) 50.13	
		DUTRIAUX Neo	0.22	23.21	49.73	(6) 1:39.86	
		GALLE-MICHON Evan	0.03	23.69	49.95	(4) 2:29.81	
3	5	GBR - Great Britain				3:19.49	2.45
		SHEPHERD Gabriel	0.65	24.60	50.02	(4) 50.02	
		FINCH Nicholas	0.11	24.04	49.83	(5) 1:39.85	
		KRAWIEC Stefan	0.32	23.49	50.03	(5) 2:29.88	
4	2	SRB - Serbia				3:19.61	2.57
		CVETKOV Justin	0.63	23.38	49.31	(1) 49.31	
		JOVANOVIC Luka	-0.02	23.15	49.50	(2) 1:38.81	
		RADENOVIC Matija	0.11	23.99	51.11	(6) 2:29.92	
5	7	GER - Germany				3:19.69	2.65
		RAJE Michael	0.65	23.62	49.76	(3) 49.76	
		KOCH Julian	0.30	23.41	49.77	(4) 1:39.53	
		MACHT Sascha	0.26	23.64	50.10	(3) 2:29.63	
6	6	ESP - Spain				3:19.88	2.84
		HOEK LE GUENEDAL Luca	0.63	23.38	49.39	(2) 49.39	
		DEL RIEGO TORRES Teo	0.23	23.74	50.10	(3) 1:39.49	
		MILLAN DE MIGUEL Oliver	0.05	23.60	49.85	(2) 2:29.34	
7	1	POL - Poland				3:20.35	3.31
		PIETRON Przemyslaw	0.65	24.04	50.22	(6) 50.22	
		FILIPIAK Mikolaj	0.08	23.80	49.98	(7) 1:40.20	
		MADEY Konrad	0.16	23.59	49.93	(7) 2:30.13	
8	8	UKR - Ukraine				3:21.35	4.31
		LATSKO Serhii	0.76	24.13	50.66	(8) 50.66	
		SHAPOVALOV Danil	0.00	23.25	49.78	(8) 1:40.44	
		TSYPAN Davyd	0.21	24.04	50.76	(8) 2:31.20	
		SHEREMET Nikita	0.35	23.58	50.15		

Legend:

ER European Record **R.T.** Reaction Time **WJ** Worl Junior Record **WR** World Record



Medallists

Medal	Name	NAT
GOLD	JACKL Vivien	HUN - Hungary
SILVER	DUMONT Sarah	BEL - Belgium
BRONZE	CABANES GARZAS Laura	ESP - Spain



Medallists

Medal	NAT	Name
GOLD	ITA - Italy	SAMA Chiara CURTIS Sara STEVANATO Cristiana SANTAMBROGIO Caterina GUSPERTI Alessandra QUAGGIO Veronica
SILVER	FRA - France	BESSARD Maeline ROSSI--BENE Giulia PREDINE Alix CACHOT Albane LECHEVALIER Jeanne MONTIBERT Anais THIBULT Leonia
BRONZE	GER - Germany	ROTH Linda BOCSKA Julianna Dora MULLER Selina SEIDEL Lise LENZ Jette

Note:

The first four athletes for each NAT competed in the final.

Medallists

Medal	NAT	Name
GOLD	ITA - Italy	VALENTE Gabriele D'AMBROSIO Carlos CHIAVERSOLI Mirko BALLARATI Lorenzo MOMONI Daniele
SILVER	FRA - France	CHALENDAR Alexandre DUTRIAUX Neo GALLE-MICHON Evan DUMESNIL Ethan FADDA--SAUVAGEOT Romeo-Cesar
BRONZE	GBR - Great Britain	SHEPHERD Gabriel FINCH Nicholas KRAWIEC Stefan MILLS Jacob

Note:

The first four athletes for each NAT competed in the final.

Results

Event Number 12

	Record	Split	Name	NAT Code	Location	Date
WJ	56.43	25.64	CURZAN Claire	USA	Cary (USA)	14 MAY 2021
CR	56.95	26.65	PUDAR Lana	BIH	Belgrade (SRB)	6 JUL 2023
EJ	56.46		BEST TIME			

Rank	Lane	Name	NAT Code	R.T.	50m	Time	Time Behind
1	4	DAMBORG Martine	DEN	0.69	(2) 27.44	58.75 31.31	
2	5	SANTAMBROGIO Caterina	ITA	0.71	(6) 27.91	59.11 31.20	0.36
3	6	WIDDOWS Hollie	GBR	0.58	(3) 27.54	59.16 31.62	0.41
4	2	HALLKVIST Emmy	SWE	0.59	(1) 27.43	59.19 31.76	0.44
5	3	SOINI Aliisa	FIN	0.67	(4) 27.87	59.35 31.48	0.60
6	1	DUMONT Sarah	BEL	0.69	(7) 27.98	59.81 31.83	1.06
7	7	KAMZOL Flawia	POL	0.73	(5) 27.90	59.91 32.01	1.16
8	8	BACALU Denisa-Maria	ROU	0.67	(8) 28.06	1:00.20 32.14	1.45

Legend:

CR Championship Record **EJ** European Junior Record **R.T.** Reaction Time **WJ** World Junior Record

Results

Event Number 13

	Record	Splits		Name	NAT Code	Location	Date
WJ	1:56.99	24.74	53.90	1:28.95	KOS Hubert	HUN Budapest (HUN)	19 MAY 2021
CR	1:59.17	25.97	56.69	1:30.67	DEAN Thomas	GBR Helsinki (FIN)	6 JUL 2018
EJ	1:56.99	24.74	53.90	1:28.95	KOS Hubert	HUN Budapest (HUN)	19 MAY 2021

Rank	Lane	Name	NAT Code	R.T.	50m	100m	150m	Time	Time Behind
1	5	BADEA Robert-Andrei	ROU	0.65	(2) 25.75	(1) 55.90 30.15	(1) 1:30.73 34.83	2:00.05 29.32	
2	4	CADEVALL MICOLAU Nii	ESP	0.61	(1) 25.64	(2) 56.68 31.04	(2) 1:31.12 34.44	2:00.34 29.22	0.29
3	3	HAMMER Finn	GER	0.66	(3) 26.21	(8) 58.10 31.89	(7) 1:33.24 35.14	2:01.68 28.44	1.63
4	6	BARBOTTI Jacopo	ITA	0.66	(7) 26.47	(=4) 57.33 30.86	(4) 1:32.49 35.16	2:01.78 29.29	1.73
5	7	COMAN Darius-Stefan	ROU	0.64	(6) 26.38	(3) 57.22 30.84	(3) 1:32.18 34.96	2:02.16 29.98	2.11
6	8	AHNERT Franz	GER	0.71	(4) 26.24	(6) 57.65 31.41	(6) 1:33.16 35.51	2:02.49 29.33	2.44
7	2	POTENZA Emanuele	ITA	0.72	(5) 26.30	(=4) 57.33 31.03	(5) 1:32.94 35.61	2:02.74 29.80	2.69
8	1	ANNIS David	GBR	0.69	(8) 26.72	(7) 57.86 31.14	(8) 1:33.98 36.12	2:03.03 29.05	2.98

Legend:

=	Equal rank	CR	Championship Record	EJ	European Junior Record	R.T.	Reaction Time
WJ	World Junior Record						

Results

Event Number 14

	Record	Name	NAT Code	Location	Date
WJ	24.17	CURZAN Claire	USA	Cary (USA)	14 MAY 2021
CR	24.67	CURTIS Sara	ITA	Vilnius (LTU)	3 JUL 2024
EJ	24.56	CURTIS Sara	ITA	Riccione (ITA)	8 MAR 2024

Rank	Lane	Name	NAT Code	R.T.	Time	Time Behind
1	4	CURTIS Sara	ITA	0.67	24.68	
2	5	PAVALIC Jana	CRO	0.67	24.92	0.24
3	3	CARTER Skye	GBR	0.63	25.24	0.56
4	1	CACHOT Albane	FRA	0.68	25.31	0.63
5	2	BOCSKA Julianna Dora	GER	0.63	25.40	0.72
6	6	TAYLOR Theodora	GBR	0.67	25.51	0.83
7	7	KONDRASKAITE Patricija	LTU	0.71	25.64	0.96
8	8	JONKMAN Megan	NED	0.74	25.77	1.09

Legend:

CR Championship Record **EJ** European Junior Record **R.T.** Reaction Time **WJ** World Junior Record

Results

Event Number 15

8	7	MARTINEZ PALOP Pablo		ESP		0.68	15:43.27	1:01.38
50m (6) 27.98	100m (6) 58.34 30.36	150m (6) 1:29.15 30.81	200m (6) 2:00.51 31.36	250m (6) 2:31.78 31.27	300m (8) 3:03.35 31.57	350m (8) 3:34.62 31.27	400m (8) 4:06.05 31.43	
450m (8) 4:37.21 31.16	500m (8) 5:08.87 31.66	550m (8) 5:40.13 31.26	600m (8) 6:11.75 31.62	650m (8) 6:42.97 31.22	700m (8) 7:14.50 31.53	750m (8) 7:45.68 31.18	800m (8) 8:17.26 31.58	
850m (8) 8:48.16 30.90	900m (8) 9:19.90 31.74	950m (8) 9:51.18 31.28	1000m (8) 10:23.05 31.87	1050m (8) 10:54.94 31.89	1100m (8) 11:27.08 32.14	1150m (8) 11:58.93 31.85	1200m (8) 12:30.94 32.01	
1250m (8) 13:02.69 31.75	1300m (8) 13:34.97 32.28	1350m (8) 14:06.98 32.01	1400m (8) 14:39.72 32.74	1450m (8) 15:11.74 32.02				
						31.53		

Legend:	CR Championship Record	EJ European Junior Record	R.T. Reaction Time	WJ World Junior Record
----------------	-------------------------------	----------------------------------	---------------------------	-------------------------------

Results Summary

Event Number 17

	Record	Splits		Name	NAT Code	Location	Date	
WJ	2:03.35	29.06	1:00.37	1:31.84	SMITH Regan	USA	Gwangju (KOR)	26 JUL 2019
CR	2:08.97	29.93	1:02.24	1:35.60	EGOROVA Polina	RUS	Netanya (ISR)	29 JUN 2017
EJ	2:06.62			BEST TIME				

Rank	Heat	Lane	Name	NAT Code	Date of Birth	R.T.	50m	100m	150m	Time	Time Behind
1	1	5	PRISECARIU Aissia-Claudia	ROU	15 APR 2008	0.61	31.06	1:05.30	1:38.62	2:11.45	Q
								34.24	33.32	32.83	
2	2	5	SEIDEL Lise	GER	8 DEC 2006	0.59	30.83	1:05.01	1:38.59	2:12.29	0.84 Q
								34.18	33.58	33.70	
3	2	4	TONRATH NOLLGEN EL	ESP	18 JAN 2007	0.59	30.75	1:04.79	1:38.83	2:12.38	0.93 Q
								34.04	34.04	33.55	
4	2	3	GARRIDO MALVAR Nahia	ESP	22 AUG 2007	0.61	31.62	1:05.35	1:39.07	2:12.61	1.16 Q
								33.73	33.72	33.54	
5	1	4	MOLNAR Dora	HUN	29 JUN 2006	0.57	30.91	1:04.58	1:38.50	2:13.08	1.63 Q
								33.67	33.92	34.58	
6	1	6	ENGELSE Jinth	NED	28 SEP 2008	0.61	30.58	1:04.30	1:39.23	2:13.90	2.45 Q
								33.72	34.93	34.67	
7	2	7	ZAITEVA Natalia	MDA	29 AUG 2007	0.58	32.19	1:05.80	1:40.34	2:14.51	3.06 Q
								33.61	34.54	34.17	
8	1	7	KARABACZ Martyna	GBR	31 DEC 2008	0.56	32.29	1:06.30	1:40.68	2:14.95	3.50 Q
								34.01	34.38	34.27	
9	1	3	ZUR BRUGGE Ewa	GER	19 SEP 2008	0.64	31.27	1:05.48	1:41.11	2:15.09	3.64 R
								34.21	35.63	33.98	
10	1	2	VIACAVA Giulia Jana	SRB	11 OCT 2006	0.71	31.92	1:05.87	1:40.57	2:15.23	3.78 R
								33.95	34.70	34.66	
11	2	6	MONTASSIER Shadee	FRA	7 APR 2007	0.62	31.05	1:05.25	1:39.71	2:15.39	3.94
								34.20	34.46	35.68	
12	2	2	SIMCHA Ofir	ISR	5 FEB 2009	0.68	32.00	1:05.89	1:40.56	2:15.57	4.12
								33.89	34.67	35.01	
13	1	1	BOSCARO Benedetta	ITA	13 DEC 2008	0.62	31.70	1:05.42	1:40.81	2:15.74	4.29
								33.72	35.39	34.93	
14	2	1	DEL MEDICO Giada	ITA	2 JUL 2006	0.63	32.08	1:06.17	1:41.96	2:17.44	5.99
								34.09	35.79	35.48	
15	2	8	TIND Falka	DEN	8 FEB 2006	0.61	32.73	1:07.49	1:43.80	2:19.08	7.63
								34.76	36.31	35.28	
16	1	8	FLIKSHTAIN Meital	ISR	20 AUG 2007	0.66	33.16	1:07.98	1:44.06	2:19.61	8.16
								34.82	36.08	35.55	

Legend:			
CR	Championship Record	EJ	European Junior Record
R.T.	Reaction Time	WJ	World Junior Record
		Q	Qualified for next phase
		R	Reserve

Results Summary

Event Number 18

	Record	Split	Name	NAT Code	Location	Date
WJ	50.62	23.85	MILAK Kristof	HUN	Budapest (HUN)	29 JUL 2017
CR	51.35	24.12	KUIMOV Egor	RUS	Netanya (ISR)	2 JUL 2017
EJ	50.62	23.85	MILAK Kristof	HUN	Budapest (HUN)	29 JUL 2017

Rank	Heat	Lane	Name	NAT Code	Date of Birth	R.T.	50m	Time	Time Behind
1	2	2	DUMESNIL Ethan	FRA	29 MAR 2006	0.66	24.14	52.38 28.24	Q
=2	1	4	MOMONI Daniele	ITA	16 DEC 2006	0.65	24.27	52.61 28.34	0.23 Q
=2	1	6	EDL Lukas	AUT	14 NOV 2006	0.69	24.30	52.61 28.31	0.23 Q
4	2	4	MIKNIC Maro	CRO	2 FEB 2006	0.63	24.24	52.64 28.40	0.26 Q
5	2	3	LOPEZ GUILLEN Javier	ESP	21 DEC 2006	0.67	24.72	52.74 28.02	0.36 Q
6	1	5	FINCH Nicholas	GBR	19 JUL 2006	0.62	24.73	52.83 28.10	0.45 Q
7	1	3	PHILIPPS Alexandre	FRA	4 FEB 2006	0.59	24.65	53.21 28.56	0.83 Q
8	2	6	MIHALACHE Vlad-Stefan	ROU	20 JUN 2006	0.64	24.57	53.42 28.85	1.04 Q
9	2	5	AKKOYUN Arda	TUR	31 AUG 2007	0.68	24.54	53.45 28.91	1.07 R
10	2	1	JOVANOVIC Luka	SRB	2 OCT 2007	0.63	24.49	53.65 29.16	1.27 R
11	2	8	ANTAL David	HUN	21 AUG 2008	0.64	25.43	53.84 28.41	1.46
12	1	7	VERGINE Alan	ITA	17 FEB 2006	0.68	25.08	53.85 28.77	1.47
13	1	2	BAGI Zoltan	HUN	12 JUL 2007	0.64	24.84	53.93 29.09	1.55
14	1	8	RAJE Michael	GER	24 MAR 2006	0.64	24.83	53.96 29.13	1.58
15	1	1	DEL RIEGO TORRES Teo	ESP	25 APR 2006	0.63	24.60	54.22 29.62	1.84
16	2	7	KOCH Julian	GER	15 JAN 2006	0.67	24.73	54.38 29.65	2.00

Legend:

=	Equal rank	CR	Championship Record	EJ	European Junior Record	Q	Qualified for next phase
R	Reserve	R.T.	Reaction Time	WJ	World Junior Record		

Results Summary

Event Number 19

	Record	Splits	Name	NAT Code	Location	Date
WJ	1:55.14	26.99 56.14	1:25.97 KOLESNIKOV Kliment	RUS	Budapest (HUN)	28 JUL 2017
CR	1:55.79	27.23 56.44	1:26.24 ZHELTYAKOV Oleksandr	UKR	Belgrade (SRB)	7 JUL 2023
EJ	1:55.14	26.99 56.14	1:25.97 KOLESNIKOV Kliment	RUS	Budapest (HUN)	28 JUL 2017

Rank	Heat	Lane	Name	NAT Code	Date of Birth	R.T.	50m	100m	150m	Time	Time Behind
1	2	4	SHORTT John	IRL	7 FEB 2007	0.62	27.90	57.95	1:28.24	1:58.28	Q
								30.05	30.29	30.04	
2	1	4	DEL SIGNORE Daniele	ITA	22 JAN 2007	0.58	27.85	58.17	1:29.09	1:59.64	1.36 Q
								30.32	30.92	30.55	
3	1	5	CONSTANTINESCU Alexandru	ROU	27 APR 2006	0.63	28.10	58.45	1:29.37	2:00.07	1.79 Q
								30.35	30.92	30.70	
4	2	5	KOVATS Alex	HUN	14 MAR 2006	0.71	28.59	59.56	1:29.87	2:00.10	1.82 Q
								30.97	30.31	30.23	
5	1	3	DENYSENKO Anton	UKR	10 OCT 2008	0.64	29.21	59.90	1:30.85	2:00.86	2.58 Q
								30.69	30.95	30.01	
6	1	2	GOLDIN Aukan	ISR	14 JUL 2007	0.57	28.96	59.58	1:30.51	2:01.27	2.99 Q
								30.62	30.93	30.76	
7	1	7	DODDS Oscar	GBR	21 MAY 2006	0.63	28.77	59.40	1:30.52	2:01.86	3.58 Q
								30.63	31.12	31.34	
8	2	3	VENINI Matteo	ITA	29 AUG 2007	0.67	28.36	59.34	1:31.05	2:01.90	3.62 Q
								30.98	31.71	30.85	
9	2	6	GONZALEZ CABELLO Carlos	ESP	5 AUG 2007	0.69	28.59	1:00.12	1:31.98	2:03.20	4.92 R
								31.53	31.86	31.22	
10	2	2	RAFNSSON Gudmundur Leo	ISL	16 AUG 2006	0.61	28.57	59.89	1:31.93	2:03.29	5.01 R
								31.32	32.04	31.36	
11	2	7	BYRNE Brydan	IRL	14 FEB 2007	0.64	28.79	1:00.21	1:31.50	2:03.80	5.52
								31.42	31.29	32.30	
12	1	6	NAVARRO LOSADA Sergi	ESP	19 JAN 2007	0.61	28.35	59.86	1:31.82	2:03.81	5.53
								31.51	31.96	31.99	
13	2	1	FRANCISCO Silva	POR	14 MAR 2006	0.60	28.48	59.66	1:31.63	2:03.91	5.63
								31.18	31.97	32.28	
14	1	1	CHERRINGTON Conor	GBR	5 JAN 2006	0.57	29.07	1:01.03	1:33.36	2:04.93	6.65
								31.96	32.33	31.57	
15	2	8	GRUDINSKIJ Dominik	LTU	17 APR 2008	0.57	30.26	1:03.04	1:34.81	2:05.09	6.81
								32.78	31.77	30.28	
16	1	8	STEINBERG Lev	ISR	1 FEB 2007	0.66	29.39	1:00.79	1:32.97	2:05.37	7.09
								31.40	32.18	32.40	

Legend:	
CR	Championship Record
R.T.	Reaction Time
EJ	European Junior Record
WJ	World Junior Record
Q	Qualified for next phase
R	Reserve

Results Summary

Event Number 20

	Record	Splits	Name	NAT Code	Location	Date
WJ	2:19.64	32.10 1:07.59 1:43.52	GUNES Viktoria	TUR	Singapore (SGP)	30 AUG 2015
CR	2:21.07	32.52 1:08.64 1:45.13	CHIKUNOVA Evgeniia	RUS	Kazan (RUS)	4 JUL 2019
EJ	2:19.64	32.10 1:07.59 1:43.52	GUNES Viktoria Zeynep	TUR	Singapore (SGP)	30 AUG 2015

Rank	Heat	Lane	Name	NAT Code	Date of Birth	R.T.	50m	100m	150m	Time	Time Behind
1	2	5	SCHNEIDER Hannah	GER	21 FEB 2008	0.61	33.33	1:11.45	1:49.81	2:29.00	Q
								38.12	38.36	39.19	
2	2	4	LUDWIG Lena	GER	31 MAY 2007	0.64	34.38	1:12.51	1:50.30	2:29.31	0.31 Q
								38.13	37.79	39.01	
3	1	2	TAYLOR Theodora	GBR	21 FEB 2009	0.78	34.23	1:12.40	1:51.18	2:29.54	0.54 Q
								38.17	38.78	38.36	
4	1	4	MANCINI Lucrezia	ITA	8 JUL 2008	0.64	33.61	1:12.10	1:50.86	2:29.77	0.77 Q
								38.49	38.76	38.91	
5	2	3	NYSTRAND Lisa	SWE	15 MAY 2006	0.77	34.30	1:12.35	1:50.90	2:30.11	1.11 Q
								38.05	38.55	39.21	
6	1	5	VASS Brigitta	ROU	28 JUL 2007	0.76	33.98	1:12.33	1:50.62	2:30.18	1.18 Q
								38.35	38.29	39.56	
7	2	1	BIANCHI Charlotte	GBR	1 MAY 2006	0.74	35.23	1:13.61	1:52.18	2:30.73	1.73 Q
								38.38	38.57	38.55	
8	1	6	BUKVIC Martina	SRB	24 MAY 2006	0.65	33.85	1:12.18	1:50.67	2:30.97	1.97 Q
								38.33	38.49	40.30	
9	2	7	MUSTONEN Veera	FIN	10 NOV 2008	0.69	34.33	1:12.84	1:51.47	2:31.10	2.10 R
								38.51	38.63	39.63	
10	1	7	TENCIU Alecsia-Maria	ROU	23 JAN 2009	0.63	34.45	1:12.79	1:51.79	2:31.34	2.34 R
								38.34	39.00	39.55	
11	2	2	ZAPOTOCKA Natalie	CZE	26 AUG 2007	0.71	34.59	1:13.44	1:52.29	2:31.47	2.47
								38.85	38.85	39.18	
12	2	8	PINEDA LOPEZ Nayara	ESP	30 JAN 2008	0.71	34.96	1:12.95	1:51.79	2:31.63	2.63
								37.99	38.84	39.84	
13	1	3	WRONA Ewa	POL	9 MAY 2006	0.73	33.70	1:12.39	1:51.91	2:32.07	3.07
								38.69	39.52	40.16	
14	1	1	STANCIKAITE Guoda	LTU	2 AUG 2007	0.72	33.97	1:11.92	1:51.70	2:32.95	3.95
								37.95	39.78	41.25	
15	1	8	GERDEJ Nija	SLO	1 MAR 2007	0.69	34.47	1:13.16	1:52.56	2:32.96	3.96
								38.69	39.40	40.40	
16	2	6	CREPALDI Giorgia	ITA	23 JAN 2007	0.61	34.82	1:13.46	1:52.69	2:32.98	3.98
								38.64	39.23	40.29	

Legend:			
CR	Championship Record	EJ	European Junior Record
R.T.	Reaction Time	WJ	World Junior Record
		Q	Qualified for next phase
		R	Reserve

Results Summary

Event Number 21

Record	Name	NAT Code	Location	Date
WJ	21.75 ANDREW Michael	USA	Indianapolis (USA)	25 AUG 2017
=WJ	21.75 ANDREW Michael	USA	Indianapolis (USA)	26 AUG 2017
CR	21.83 SELIN Artem	RUS	Kazan (RUS)	7 JUL 2019
EJ	21.83 SELIN Artem	RUS	Kazan (RUS)	7 JUL 2019

Rank	Heat	Lane	Name	NAT Code	Date of Birth	R.T.	Time	Time Behind
1	2	4	BALLARATI Lorenzo	ITA	7 JUN 2006	0.67	22.37	Q
2	2	3	SHEREMET Nikita	UKR	11 APR 2007	0.70	22.46	0.09 Q
=3	1	2	D'AMBROSIO Carlos	ITA	5 FEB 2007	0.65	22.58	0.21 Q
=3	2	5	JUSKA Tajus	LTU	17 JAN 2009	0.61	22.58	0.21 Q
5	2	6	NENADIC Vlaho	CRO	12 JAN 2006	0.70	22.59	0.22 Q
=6	1	4	HOEK LE GUENEDAL Luca	ESP	11 MAR 2008	0.61	22.64	0.27 Q
=6	1	5	MIKNIC Maro	CRO	2 FEB 2006	0.65	22.64	0.27 Q
8	2	1	CVETKOV Justin	SRB	12 JUN 2007	0.67	22.72	0.35 Q
9	1	8	MILLS Jacob	GBR	5 SEP 2007	0.64	22.79	0.42 R
10	1	3	SLAVIK Ondrej	CZE	20 MAR 2006	0.64	22.86	0.49 R
11	2	7	PIETRON Przemyslaw	POL	24 JAN 2007	0.66	22.87	0.50
12	2	2	RAJE Michael	GER	24 MAR 2006	0.65	22.91	0.54
13	1	6	FOLTYN Jan	CZE	27 JAN 2008	0.68	22.93	0.56
=14	1	1	VERSCHOOTEN Leo	BEL	26 MAR 2006	0.59	23.03	0.66
=14	2	8	CHALENDAR Alexandre	FRA	31 MAY 2006	0.65	23.03	0.66
16	1	7	HARLEM Jakob Austevoll	NOR	6 JAN 2008	0.60	23.13	0.76

Legend:							
=	Equal record and rank	CR	Championship Record	EJ	European Junior Record	Q	Qualified for next phase
R	Reserve	R.T.	Reaction Time	WJ	World Junior Record		

Results Summary

Event Number 22

	Record	Splits	Name	NAT Code	Location	Date
WJ	2:08.04	29.05 1:01.92 1:35.48	DONG Zhihao	CHN	Fukuoka (JPN)	28 JUL 2023
CR	2:10.69	30.31 1:03.35 1:36.91	CHUPKOV Anton	RUS	Baku (AZE)	23 JUN 2015
EJ	2:09.64		BEST TIME			

Rank	Heat	Lane	Name	NAT Code	Date of Birth	R.T.	50m	100m	150m	Time	Time Behind
1	2	4	YOGURTCUOGLU Doruk	TUR	29 JUN 2008	0.69	29.94	1:03.63	1:37.68	2:12.49	Q
2	2	3	NOWACKI Filip	GBR	1 OCT 2007	0.64	30.16	1:04.14	1:38.79	2:13.47	0.98 Q
3	2	2	MORGAN Max	GBR	9 JAN 2008	0.66	30.01	1:04.45	1:39.21	2:13.54	1.05 Q
4	1	4	ILYEM Kerem	TUR	20 FEB 2006	0.64	30.25	1:04.62	1:38.94	2:13.83	1.34 Q
5	1	5	NTOUMAS Evangelos Efraim	GRE	26 JUL 2008	0.67	30.02	1:04.94	1:39.93	2:13.95	1.46 Q
6	2	7	MANOLOV Maksim	BUL	2 NOV 2006	0.69	30.52	1:04.58	1:38.91	2:14.01	1.52 Q
7	1	2	VAN DER HOFF Collin	NED	17 OCT 2006	0.69	30.43	1:04.69	1:39.45	2:14.43	1.94 Q
8	2	1	CAPOGNA Sebastien	FRA	24 APR 2006	0.63	30.44	1:04.89	1:40.11	2:14.57	2.08 Q
9	2	6	MARINOV Daniel Rumenov	NOR	10 JAN 2007	0.61	31.23	1:05.50	1:39.79	2:14.59	2.10 R
10	1	7	ENGELIEN Hugo	GER	28 APR 2008	0.75	30.70	1:05.40	1:40.01	2:15.30	2.81 R
11	2	5	ZAFEIROPOULOS MT	GRE	16 AUG 2006	0.63	30.26	1:04.63	1:39.60	2:15.55	3.06
12	1	6	MIMOSO Rafael	POR	6 APR 2007	0.65	30.74	1:05.63	1:40.90	2:15.90	3.41
13	1	3	HOLLANK Emilian	GER	21 MAY 2006	0.66	30.34	1:05.52	1:40.93	2:16.38	3.89
14	2	8	GAJDA Jan	POL	26 JUN 2007	0.68	30.58	1:05.23	1:40.38	2:16.48	3.99
15	1	8	MARTIN I SOLE Biel	ESP	31 DEC 2008	0.65	31.00	1:05.67	1:41.26	2:16.53	4.04
16	1	1	VILIMAS Domas	LTU	20 APR 2009	0.71	31.24	1:05.81	1:41.11	2:16.62	4.13

Legend:

CR	Championship Record	EJ	European Junior Record	Q	Qualified for next phase	R	Reserve
R.T.	Reaction Time	WJ	World Junior Record				

Event 123

Women's 4x200m Freestyle

4 JUL 2024 - 19:55

Results

Event Number 23

	Record	Splits		NAT (Relay)		Location	Date
WJ	7:51.47	1:59.01	3:55.87	5:54.53	CAN - Canada	Indianapolis (USA)	23 AUG 2017
CR	7:58.99	2:01.00	4:01.46	6:01.71	HUN - Hungary	Netanya (ISR)	2 JUL 2017
EJ	7:57.33	1:58.61	3:59.11	5:59.48	RUS - Russian Federation	Indianapolis (USA)	23 AUG 2017

Rank	Lane	NAT / Name	R.T.	50m	100m	150m	200m	Time	Time Behind
1	2	HUN - Hungary						8:01.11	
		SZABO Lilla	0.71	29.20	1:00.45	1:31.97	2:02.87	(6) 2:02.87	
		MOLNAR Dora	0.27	27.04	57.59	1:28.91	1:59.97	(4) 4:02.84	
		JACKL Vivien	0.47	27.95	58.79	1:30.01	2:01.22	(2) 6:04.06	
		ABRAHAM Minna	0.19	26.38	56.42	1:26.75	1:57.05		
2	4	ITA - Italy						8:01.71	0.60
		SAMA Chiara	0.71	28.58	59.56	1:30.29	2:00.62	(3) 2:00.62	
		NANNUCCI Bianca	0.32	28.39	59.29	1:30.48	2:00.52	(1) 4:01.14	
		TERLIZZI Ludovica	0.47	28.41	58.90	1:29.94	2:01.03	(1) 6:02.17	
		DOMINA Lucrezia	0.17	27.77	58.24	1:29.26	1:59.54		
3	3	GER - Germany						8:04.60	3.49
		BOCSKA Julianna Dora	0.66	29.01	1:00.11	1:31.18	2:02.58	(5) 2:02.58	
		ROTH Linda	0.28	27.57	58.14	1:29.46	2:00.62	(5) 4:03.20	
		LENZ Jette	0.13	27.94	58.66	1:30.32	2:01.09	(3) 6:04.29	
		SEIDEL Lise	0.48	27.91	58.46	1:29.15	2:00.31		
4	6	GBR - Great Britain						8:06.44	5.33
		COOPER Phoebe	0.69	28.41	59.47	1:30.01	2:00.59	(2) 2:00.59	
		WILSON Hollie	0.46	27.72	58.88	1:30.99	2:01.97	(3) 4:02.56	
		ROBINSON Sholah	0.33	28.00	58.54	1:29.65	2:01.74	(4) 6:04.30	
		FOX Lucy	0.45	28.58	59.42	1:30.75	2:02.14		
5	5	ROU - Romania						8:08.78	7.67
		SIBISEANU Ana-Maria	0.70	28.59	59.65	1:31.34	2:02.39	(4) 2:02.39	
		STIRBU Ioana-Maria	0.40	28.02	59.21	1:31.19	2:02.99	(6) 4:05.38	
		STIGER Diana-Gabriela	0.26	28.35	59.82	1:32.21	2:03.67	(6) 6:09.05	
		DIACONESCU Rebecca-Aimee	0.17	27.28	57.68	1:29.44	1:59.73		
6	7	BEL - Belgium						8:10.01	8.90
		DUMONT Sarah	0.70	28.26	58.86	1:29.61	2:00.25	(1) 2:00.25	
		HENVEAUX Camille	0.22	28.13	58.88	1:29.89	2:01.16	(2) 4:01.41	
		VANDERLINDEN Siri	0.32	28.19	59.44	1:31.60	2:03.44	(5) 6:04.85	
		MICHIELS Nore	0.34	28.70	1:00.76	1:33.55	2:05.16		
7	1	LTU - Lithuania						8:14.21	13.10
		JURKUNAITE Ieva	0.66	28.45	59.46	1:31.93	2:03.17	(7) 2:03.17	
		ROMANOVSKAJA Marija	0.16	28.18	59.55	1:31.78	2:03.85	(7) 4:07.02	
		VISOCKAITE Ieva	0.35	29.16	1:01.30	1:34.46	2:06.34	(8) 6:13.36	
		STATKEVICIUS Sylvia	0.22	27.12	57.53	1:29.12	2:00.85		
8	8	ESP - Spain						8:18.92	17.81
		MUNOZ I ARMENGOU Julia	0.75	28.80	59.72	1:31.60	2:03.35	(8) 2:03.35	
		MUNOZ GONZALEZ Natalia	0.27	28.54	1:00.24	1:32.65	2:04.74	(8) 4:08.09	
		LIARTE QUESADA Elena	0.04	28.43	1:00.16	1:32.32	2:04.18	(7) 6:12.27	
		PERA VILLALAIN Irene	0.06	28.57	1:00.47	1:33.84	2:06.65		

Legend:							
CR	Championship Record	EJ	European Junior Record	R.T.	Reaction Time	WJ	World Junior Record



Medallists

Medal	Name	NAT
GOLD	DAMBORG Martine	DEN - Denmark
SILVER	SANTAMBROGIO Caterina	ITA - Italy
BRONZE	WIDDOWS Hollie	GBR - Great Britain



Medallists

Medal	Name	NAT
GOLD	BADEA Robert-Andrei	ROU - Romania
SILVER	CADEVALL MICOLAU Nil	ESP - Spain
BRONZE	HAMMER Finn	GER - Germany



Medallists

Medal	Name	NAT
GOLD	CURTIS Sara	ITA - Italy
SILVER	PAVALIC Jana	CRO - Croatia
BRONZE	CARTER Skye	GBR - Great Britain



Medallists

Medal	Name	NAT
GOLD	TUNCELLI Kuzey	TUR - Türkiye
SILVER	LIEBMANN Johannes	GER - Germany
BRONZE	OZDEN Muhammed Yusuf	TUR - Türkiye

Medallists

Medal	NAT	Name
GOLD	HUN - Hungary	SZABO Lilla MOLNAR Dora JACKL Vivien ABRAHAM Minna ABONYI TOTH Glenda REKASI Eszter
SILVER	ITA - Italy	SAMA Chiara NANNUCCI Bianca TERLIZZI Ludovica DOMINA Lucrezia PASCAREANU Giulia PIGNOTTI Elisa SANTAMBROGIO Caterina
BRONZE	GER - Germany	BOCSKA Julianna Dora ROTH Linda LENZ Jette SEIDEL Lise ACKERMANN Julia MULLER Selina SELIMOVIC Zara

Note:

The first four athletes for each NAT competed in the final.

Event 12
3 JUL 2024 - 9:30

Women's 100m Butterfly

Results Summary

Event Number 12

	Record	Split	Name	NAT Code	Location	Date
WJ	56.43	25.64	CURZAN Claire	USA	Cary (USA)	14 MAY 2021
CR	56.95	26.65	PUDAR Lana	BIH	Belgrade (SRB)	6 JUL 2023
EJ	56.46		BEST TIME			

Rank	Heat	Lane	Name	NAT Code	Date of Birth	R.T.	50m	Time	Time Behind
1	5	4	DAMBORG Martine	DEN	7 MAY 2007	0.69	27.76	58.94 31.18	Q
2	4	8	SANTAMBROGIO Caterina	ITA	23 MAR 2009	0.76	28.44	59.63 31.19	0.69 Q
3	5	3	SOINI Aliisa	FIN	8 MAR 2007	0.68	28.31	59.85 31.54	0.91 Q
4	5	2	PORCARI Anna	ITA	25 SEP 2006	0.68	28.29	59.89 31.60	0.95 Q
5	5	8	WIDDOWS Hollie	GBR	12 AUG 2006	0.62	28.11	59.98 31.87	1.04 Q
6	3	4	HALLKVIST Emmy	SWE	31 MAR 2008	0.60	27.34	1:00.23 32.89	1.29 Q
=7	3	5	DUMONT Sarah	BEL	6 MAR 2007	0.73	28.13	1:00.35 32.22	1.41 Q
=7	4	3	ROTH Linda	GER	5 JUN 2008	0.69	27.92	1:00.35 32.43	1.41 Q
9	4	4	KOMOROCZY Lora	HUN	22 FEB 2006	0.66	27.78	1:00.38 32.60	1.44 Q
10	4	5	KAMZOL Flawia	POL	26 FEB 2007	0.71	27.70	1:00.40 32.70	1.46 Q
11	5	5	MUSETTI Helena	ITA	30 SEP 2006	0.70	28.21	1:00.53 32.32	1.59
12	5	6	BAIEVYCH Alina	GER	26 JUN 2009	0.67	28.21	1:00.63 32.42	1.69 Q
13	3	3	COOPER Phoebe	GBR	17 JAN 2008	0.71	28.66	1:00.69 32.03	1.75 Q
14	3	8	BACALU Denisa-Maria	ROU	2 FEB 2009	0.70	28.68	1:00.74 32.06	1.80 Q
15	3	2	PREDINE Alix	FRA	15 AUG 2006	0.67	28.26	1:00.83 32.57	1.89 Q
16	5	7	BURNS-ATKIN Alana	IRL	7 JAN 2006	0.62	28.35	1:01.31 32.96	2.37 Q
17	2	6	MADAR Kirke	EST	10 JAN 2007	0.66	28.27	1:01.34 33.07	2.40 Q
18	4	9	DROMMER Lili	HUN	20 NOV 2006	0.64	28.84	1:01.41 32.57	2.47 R
19	2	5	MISZLAI Mira	HUN	18 JUN 2008	0.67	28.74	1:01.44 32.70	2.50
20	4	7	RIEFSTAHL Yara Fay	GER	1 JAN 2008	0.67	28.28	1:01.50 33.22	2.56
21	2	4	RANDVALI Maari	EST	25 MAY 2009	0.68	28.26	1:01.53 33.27	2.59 R
22	2	3	KONDRASKAITE Patricija	LTU	6 APR 2006	0.70	27.93	1:01.54 33.61	2.60
23	5	0	ABONYI TOTH Glenda	HUN	16 JUL 2006	0.76	28.67	1:01.56 32.89	2.62

Results Summary

Event Number 12

Rank	Heat	Lane	Name	NAT Code	Date of Birth	R.T.	50m	Time	Time Behind
24	5	1	TANIG Defne	TUR	21 JUN 2007	0.71	28.75	1:01.60 32.85	2.66
25	4	1	KOVACHEVICH Milana	AUT	16 DEC 2009	0.68	28.35	1:01.61 33.26	2.67
26	3	6	SEKUTI Hana	SLO	26 OCT 2006	0.67	28.26	1:01.67 33.41	2.73
27	2	2	ONER Nehir	TUR	16 MAR 2008	0.68	28.95	1:01.71 32.76	2.77
28	4	0	PASAKINSKAITE Erika	LTU	7 DEC 2006	0.71	28.97	1:01.87 32.90	2.93
29	5	9	CARLOS--BROC Zoe	FRA	28 FEB 2006	0.73	28.26	1:01.89 33.63	2.95
30	2	0	PRICE Edith	GBR	2 FEB 2009	0.69	29.14	1:02.11 32.97	3.17
31	4	2	ZAHOROVSKA Anna	UKR	4 DEC 2007	0.64	28.62	1:02.13 33.51	3.19
32	1	3	ARCUDI Emma	ITA	20 MAR 2009	0.68	28.51	1:02.18 33.67	3.24
33	1	4	NIZHARADZE Ana	GEO	19 OCT 2008	0.64	28.90	1:02.24 33.34	3.30
34	3	9	VRABAC Zerina	BIH	5 JUN 2010	0.69	29.26	1:02.35 33.09	3.41
35	3	7	GAMISHEVA Kalina	BUL	25 MAY 2008	0.67	28.90	1:02.48 33.58	3.54
36	2	9	RICHARD Manon	SUI	30 OCT 2007	0.72	29.46	1:02.50 33.04	3.56
37	4	6	ZELLER Pauline	BEL	27 SEP 2007	0.69	28.30	1:02.74 34.44	3.80
38	2	7	CERVENKOVA Emma	SVK	26 OCT 2006	0.68	29.25	1:03.15 33.90	4.21
39	1	5	HERCHE Sofie Ravn	DEN	2 JAN 2007	0.68	29.55	1:03.25 33.70	4.31
40	1	6	ALSEN Emma	SWE	17 OCT 2007	0.80	29.18	1:03.32 34.14	4.38
41	3	1	BALTO Sandra Maria	NOR	10 SEP 2007	0.61	28.45	1:03.51 35.06	4.57
42	1	7	FREDERIKSEN Ida Marie	DEN	26 JUL 2008	0.72	30.01	1:03.57 33.56	4.63
43	3	0	SKOUTA Apostolia	GRE	6 JUN 2007	0.68	28.87	1:03.64 34.77	4.70
44	1	2	MOILANEN Lotta	FIN	10 JAN 2006	0.79	30.06	1:03.68 33.62	4.74
45	2	1	TRUCINSKAITE Guoda	LTU	3 AUG 2008	0.74	28.94	1:04.00 35.06	5.06
46	1	1	PARADNIKAITE Kotryna	LTU	26 DEC 2009	0.71	30.30	1:04.88 34.58	5.94
47	2	8	GREVE Naya Hoei	DEN	28 MAY 2007	0.70	29.10	1:05.37 36.27	6.43

Legend:

=	Equal rank	CR	Championship Record	EJ	European Junior Record	Q	Qualified for next phase
R	Reserve	R.T.	Reaction Time	WJ	World Junior Record		

Results Summary

Event Number 13

	Record	Splits			Name	NAT Code	Location	Date
WJ	1:56.99	24.74	53.90	1:28.95	KOS Hubert	HUN	Budapest (HUN)	19 MAY 2021
CR	1:59.17	25.97	56.69	1:30.67	DEAN Thomas	GBR	Helsinki (FIN)	6 JUL 2018
EJ	1:56.99	24.74	53.90	1:28.95	KOS Hubert	HUN	Budapest (HUN)	19 MAY 2021

Rank	Heat	Lane	Name	NAT Code	Date of Birth	R.T.	50m	100m	150m	Time	Time Behind
1	4	5	HAMMER Finn	GER	23 FEB 2006	0.66	26.33	58.52	1:33.52	2:02.49	Q
2	3	4	CADEVALL MICOLAU Nil	ESP	19 JUL 2006	0.62	26.14	58.09	1:33.07	2:02.72	0.23 Q
3	3	5	BARBOTTI Jacopo	ITA	7 SEP 2006	0.68	26.37	57.74	1:32.36	2:02.77	0.28 Q
4	3	7	ROUTOULAS Iason	GRE	1 SEP 2007	0.65	26.11	57.18	1:33.66	2:02.94	0.45 Q
5	4	6	ANNIS David	GBR	12 APR 2006	0.65	26.29	57.34	1:33.37	2:03.01	0.52 Q
6	3	6	DENYSENKO Anton	UKR	10 OCT 2008	0.66	26.74	57.97	1:33.82	2:03.18	0.69 Q
7	5	4	BADEA Robert-Andrei	ROU	25 SEP 2007	0.65	26.33	56.96	1:32.10	2:03.24	0.75 Q
8	3	2	POTENZA Emanuele	ITA	20 NOV 2006	0.74	26.45	58.21	1:33.89	2:03.68	1.19 Q
9	4	3	PERCIBALLI Leonardo	ITA	30 SEP 2006	0.66	26.88	58.57	1:34.31	2:03.88	1.39
10	5	3	MARCAL WHITTLES Edward	GBR	15 APR 2006	0.64	26.53	57.15	1:33.10	2:04.00	1.51 Q
11	5	5	VENINI Matteo	ITA	29 AUG 2007	0.66	26.71	57.62	1:34.32	2:04.16	1.67
12	3	1	MAJOR Erik	POL	10 AUG 2007	0.69	26.63	58.76	1:34.29	2:04.20	1.71 Q
13	3	3	AHNERT Franz	GER	6 MAR 2006	0.68	26.19	58.66	1:33.91	2:04.55	2.06 Q
14	4	1	DAVIDSON Evan	GBR	18 JAN 2007	0.63	27.13	58.73	1:35.00	2:04.72	2.23
15	5	7	SANCHEZ SERRANO Marcos	ESP	22 JUL 2027	0.65	26.50	59.21	1:34.88	2:05.16	2.67 Q
16	4	7	HALFDANARSSON BF	ISL	26 MAY 2006	0.62	25.88	57.94	1:35.15	2:05.18	2.69 Q
17	4	8	BRKLJACIC Grga	CRO	7 APR 2006	0.69	26.61	59.28	1:35.10	2:05.23	2.74 Q
18	4	4	COMAN Darius-Stefan	ROU	15 MAY 2007	0.61	26.52	59.67	1:34.15	2:05.30	2.81 Q
19	5	2	KOVACS Botond	HUN	25 OCT 2007	0.71	27.18	58.93	1:35.90	2:05.60	3.11 Q
20	4	2	MACHT Sascha	GER	10 FEB 2006	0.74	26.64	59.18	1:36.21	2:05.76	3.27
21	3	0	MARTINOVIC Matej	SVK	8 SEP 2006	0.67	26.17	58.38	1:35.79	2:05.92	3.43 R
22	2	3	ZANYI Ferdinand Tamas	HUN	4 NOV 2007	0.64	27.07	58.45	1:36.07	2:06.26	3.77 R
23	3	9	MARINOV Daniel Rumenov	NOR	10 JAN 2007	0.63	27.08	1:01.35	1:35.90	2:06.28	3.79

Results Summary

Event Number 13

Rank	Heat	Lane	Name	NAT Code	Date of Birth	R.T.	50m	100m	150m	Time	Time Behind
24	3	8	DEICMANS Nikolass	LAT	8 APR 2006	0.62	26.06	57.97	1:36.19	2:06.29	3.80
								31.91	38.22	30.10	
25	2	6	VOJTKO Milan	SVK	21 NOV 2007	0.67	27.04	59.31	1:36.89	2:06.46	3.97
								32.27	37.58	29.57	
26	5	0	MASLO Strahinja	SRB	11 DEC 2006	0.65	26.63	58.68	1:35.97	2:06.59	4.10
								32.05	37.29	30.62	
27	5	6	CHERRINGTON Conor	GBR	5 JAN 2006	0.60	27.44	58.91	1:35.73	2:06.95	4.46
								31.47	36.82	31.22	
28	2	2	ZEMANSKY Noah	AUT	2 AUG 2006	0.71	26.71	59.00	1:36.23	2:07.06	4.57
								32.29	37.23	30.83	
29	5	1	MILKOWSKI Mikolaj	POL	24 MAR 2007	0.76	26.54	57.95	1:36.55	2:07.20	4.71
								31.41	38.60	30.65	
30	5	9	KIRILOV Daren	BUL	26 FEB 2007	0.65	26.60	58.12	1:36.90	2:07.31	4.82
								31.52	38.78	30.41	
31	4	0	PLATONOV Yevhenii	UKR	4 JUL 2006	0.70	27.01	59.93	1:37.24	2:07.68	5.19
								32.92	37.31	30.44	
32	1	1	TIMINSKAS Deividas	LTU	28 APR 2007	0.64	27.03	1:01.57	1:37.00	2:07.70	5.21
								34.54	35.43	30.70	
33	4	9	CARAPOVIC Luka	CRO	27 MAY 2006	0.67	26.68	59.13	1:36.14	2:07.82	5.33
								32.45	37.01	31.68	
34	1	6	KYIASHCHENKO Stanislav	UKR	29 SEP 2008	0.67	27.38	1:00.78	1:37.14	2:08.27	5.78
								33.40	36.36	31.13	
35	1	4	DYOMA Artem	UKR	16 FEB 2007	0.69	27.76	1:02.22	1:38.26	2:08.57	6.08
								34.46	36.04	30.31	
36	1	7	JOHNSEN SFH	DEN	27 MAR 2007	0.73	28.40	1:02.00	1:39.65	2:08.70	6.21
								33.60	37.65	29.05	
37	2	5	OKSUZ Onur Ege	TUR	1 JUN 2007	0.71	27.60	59.52	1:38.82	2:08.74	6.25
								31.92	39.30	29.92	
38	1	3	STORELL Gustav	SWE	5 JAN 2006	0.62	27.34	1:02.60	1:38.76	2:09.08	6.59
								35.26	36.16	30.32	
39	1	5	KADIC Arian	BIH	17 JUN 2007	0.66	27.40	1:02.37	1:40.04	2:09.47	6.98
								34.97	37.67	29.43	
40	2	8	STEINBERG Lev	ISR	1 FEB 2007	0.70	27.13	59.67	1:39.07	2:09.48	6.99
								32.54	39.40	30.41	
41	5	8	WARKENTIN Maximillian	GER	25 MAY 2006	0.66	26.52	1:01.05	1:39.17	2:09.80	7.31
								34.53	38.12	30.63	
42	1	0	RIMKUS Kajus	LTU	25 MAR 2007	0.70	27.71	1:02.75	1:40.69	2:09.87	7.38
								35.04	37.94	29.18	
43	1	2	RIZEK Philipp	AUT	1 JAN 2006	0.64	27.98	1:02.65	1:39.53	2:10.00	7.51
								34.67	36.88	30.47	
44	2	0	VICTORIO Jolan	SUI	11 JAN 2008	0.70	27.56	1:01.64	1:40.18	2:10.18	7.69
								34.08	38.54	30.00	
45	2	4	RADENOVIC Matija	SRB	9 JAN 2006	0.65	27.77	1:02.34	1:39.35	2:11.29	8.80
								34.57	37.01	31.94	
46	1	8	KNASAS Jonas	LTU	6 JUN 2006	0.68	27.48	1:01.98	1:40.99	2:11.72	9.23
								34.50	39.01	30.73	
47	2	1	DENISSOV Aleksei	EST	8 JUL 2008	0.65	27.38	1:01.24	1:40.70	2:12.01	9.52
								33.86	39.46	31.31	
48	2	9	KUULPAK Oliver	EST	2 MAR 2007	0.66	27.73	1:01.95	1:40.78	2:12.06	9.57
								34.22	38.83	31.28	
	2	7	GIEFING Christian	AUT	2 FEB 2008					DNS	



Event 13

3 JUL 2024 - 9:43

Men's 200m Individual Medley


Heats

Results Summary

Event Number 13

Rank	Heat	Lane	Name	NAT Code	Date of Birth	R.T.	50m	100m	150m	Time	Time Behind
------	------	------	------	----------	---------------	------	-----	------	------	------	-------------

Legend:											
CR	Championship Record	DNS	Did Not Start	EJ	European Junior Record	Q	Qualified for next phase				
R	Reserve	R.T.	Reaction Time	WJ	World Junior Record						



Results Summary

Event Number 14

	Record	Name	NAT Code	Location	Date
WJ	24.17	CURZAN Claire	USA	Cary (USA)	14 MAY 2021
CR	24.87	TATARINOVA Daria	RUS	Rome (ITA)	11 JUL 2021
EJ	24.56	CURTIS Sara	ITA	Riccione (ITA)	8 MAR 2024

Rank	Heat	Lane	Name	NAT Code	Date of Birth	R.T.	Time	Time Behind	
1	7	4	CURTIS Sara	ITA	19 AUG 2006	0.75	24.67		Q CR
2	6	4	PAVALIC Jana	CRO	27 MAY 2007	0.65	25.23	0.56	Q
3	7	5	BOCSKA Julianna Dora	GER	6 JUN 2006	0.68	25.52	0.85	Q
4	6	3	TAYLOR Theodora	GBR	21 FEB 2009	0.71	25.53	0.86	Q
5	6	5	CARTER Skye	GBR	11 OCT 2007	0.66	25.57	0.90	Q
6	5	4	CACHOT Albane	FRA	13 JUL 2007	0.70	25.77	1.10	Q
7	7	6	DIACONESCU Rebecca-Aimee	ROU	24 APR 2006	0.72	25.82	1.15	Q
8	7	8	JONKMAN Megan	NED	22 OCT 2006	0.71	25.86	1.19	Q
=9	5	3	GOLLAND Shane	ISR	3 JAN 2007	0.64	25.90	1.23	Q
=9	5	7	JORDAN Talia	SUI	6 JUN 2007	0.72	25.90	1.23	Q
11	6	6	STATKEVICIUS Sylvia	LTU	23 MAY 2007	0.65	25.93	1.26	Q
12	6	2	MUNOZ BECERRA Claudia	ESP	13 JUN 2007	0.67	25.97	1.30	Q
=13	6	7	ABRAHAM Minna	HUN	23 MAR 2006	0.67	25.98	1.31	Q
=13	7	3	STEVANATO Cristiana	ITA	24 NOV 2007	0.65	25.98	1.31	Q
15	5	8	KONDRASKAITE Patricija	LTU	6 APR 2006	0.75	26.00	1.33	Q
16	7	7	QUAGGIO Veronica	ITA	22 MAR 2006	0.71	26.02	1.35	
17	3	0	OKARO Izabella	GBR	10 NOV 2006	0.76	26.09	1.42	
=18	4	1	LESNIEWSKA Barbara	POL	5 JUL 2010	0.72	26.11	1.44	Q
=18	5	5	PLYTNYKAITE Smilte	LTU	8 JAN 2007	0.64	26.11	1.44	
20	5	6	BEIERLING Klara Sophie	GER	30 AUG 2007	0.70	26.14	1.47	R
=21	1	4	KILJALA Riialina	FIN	27 MAY 2008	0.72	26.17	1.50	R?
=21	7	0	KORTHUIS Sara	NED	6 SEP 2006	0.74	26.17	1.50	R?
23	6	9	WIDDOWS Hollie	GBR	12 AUG 2006	0.59	26.18	1.51	
24	7	2	BOBANOVIC Ana	CRO	30 MAR 2009	0.60	26.21	1.54	
=25	4	8	FERNANDEZ BENITO Arianne	ESP	31 JAN 2009	0.58	26.22	1.55	
=25	5	9	GRACJASZ Wiktoria	POL	15 MAY 2008	0.69	26.22	1.55	
27	4	3	BIEGAJLO Antonina	NOR	20 AUG 2006	0.62	26.23	1.56	
28	5	2	THASTRUP-HANSEN Anne	DEN	14 SEP 2006	0.71	26.25	1.58	
29	6	8	DE BEER Hylcke	NED	9 JAN 2007	0.71	26.27	1.60	
30	4	7	CERNA Sara	CZE	15 AUG 2006	0.73	26.30	1.63	
31	7	9	REVILLA GARCIA Laura	ESP	30 JAN 2007	0.72	26.33	1.66	
32	7	1	KROL Gabriela	POL	27 FEB 2006	0.73	26.36	1.69	
33	4	6	PAIVARINTA Venla	FIN	16 SEP 2008	0.77	26.39	1.72	
34	3	1	BOEHMOVA Tereza	CZE	6 MAY 2006	0.74	26.40	1.73	
35	3	8	CICERO Vala Dis	ISL	17 MAY 2008	0.67	26.41	1.74	
36	4	0	BAKO Anastasia-Maria	ROU	22 MAR 2006	0.62	26.48	1.81	
37	6	0	STENMAN Fia	FIN	13 JAN 2006	0.65	26.50	1.83	
38	5	1	BAUER Lena Sophie	GER	15 MAY 2007	0.68	26.51	1.84	
39	4	9	PREDA Irina-Ana	ROU	9 DEC 2007	0.65	26.54	1.87	
40	2	6	MADAR Kirke	EST	10 JAN 2007	0.68	26.55	1.88	
=41	2	4	RIEKKI Olivia	FIN	3 JAN 2008	0.65	26.57	1.90	
=41	3	2	REKASI Eszter	HUN	26 OCT 2007	0.75	26.57	1.90	

Results Summary

Event Number 14

Rank	Heat	Lane	Name	NAT Code	Date of Birth	R.T.	Time	Time Behind
=43	2	9	HOIGNE Seraphine	SUI	16 NOV 2008	0.64	26.58	1.91
=43	6	1	SAMA Chiara	ITA	3 APR 2007	0.73	26.58	1.91
45	4	5	ZAIMI Kalliopi	GRE	29 MAR 2006	0.63	26.61	1.94
46	4	2	ROMANOVSKAJA Marija	LTU	21 DEC 2006	0.69	26.62	1.95
47	2	3	RANDVALI Maari	EST	25 MAY 2009	0.68	26.67	2.00
48	5	0	KRAGH Ida Skov	DEN	27 SEP 2006	0.69	26.68	2.01
49	3	5	MOSHKOVITCH Elisa	ISR	16 OCT 2006	0.64	26.70	2.03
50	1	3	BAUMANE Petra Aleksandra	LAT	24 JAN 2006	0.63	26.71	2.04
51	3	4	GRIFFIS Kalyssa	SUI	1 FEB 2006	0.68	26.72	2.05
52	4	4	CAPUANO Giulia	SUI	3 DEC 2006	0.70	26.73	2.06
53	3	9	BAZANOVA Ksenia	EST	9 JAN 2009	0.70	26.79	2.12
54	3	7	JANISZEWSKA Natalia	POL	13 MAY 2006	0.69	26.88	2.21
55	2	0	BERGSTROM Thea	SWE	8 APR 2007	0.70	26.94	2.27
56	2	2	KNUDSEN Frida Caroline	DEN	27 MAY 2007	0.69	26.95	2.28
=57	2	5	CRHOVA Charlene Daniela	CZE	6 JUN 2008	0.68	26.99	2.32
=57	3	6	BILANAKOU Nefeli	GRE	25 MAR 2010	0.74	26.99	2.32
59	2	7	SCHIESSENDOPPLER K	AUT	6 MAR 2009	0.65	27.03	2.36
=60	1	5	JONES Ava	IRL	5 JUN 2008	0.68	27.09	2.42
=60	3	3	HARJAKS Uille	EST	14 JAN 2006	0.69	27.09	2.42
62	2	1	HERCHE Sofie Ravn	DEN	2 JAN 2007	0.69	27.15	2.48
63	2	8	BEIQI Hana	KOS	28 SEP 2008	0.69	27.31	2.64
64	1	0	ZSEBOK Laura	HUN	15 JUN 2006	0.76	27.41	2.74
65	1	2	FRANCO Catarina	POR	19 NOV 2007	0.71	27.45	2.78
66	1	1	TEMELKOVA Tiana	BUL	25 SEP 2006	0.67	27.52	2.85
67	1	7	STRAZDINA Emilija	LAT	17 APR 2008	0.74	27.72	3.05
=68	1	6	COROVIC Katarina	SRB	24 SEP 2008	0.82	28.03	3.36
=68	1	8	SIDLOVSKA Evelina	LAT	10 AUG 2007	0.69	28.03	3.36

Legend:

=	Equal rank	CR	Championship Record	EJ	European Junior Record	Q	Qualified for next phase
R	Reserve	R.T.	Reaction Time	R?	Involved in swim-off (reserve)	WJ	World Junior Record



Results

Event Number 14

Record	Name	NAT Code	Location	Date
WJ	24.17 CURZAN Claire	USA	Cary (USA)	14 MAY 2021
CR	24.67 CURTIS Sara	ITA	Vilnius (LTU)	3 JUL 2024
EJ	24.56 CURTIS Sara	ITA	Riccione (ITA)	8 MAR 2024

Rank	Lane	Name	NAT Code	R.T.	Time	Time Behind
1	5	KORTHUIS Sara	NED	0.70	25.89	
2	4	KILJALA Riialina	FIN	0.72	26.24	0.35

Legend:

CR Championship Record EJ European Junior Record R.T. Reaction Time WJ World Junior Record

Event 15

3 JUL 2024 - 10:17

Men's 1500m Freestyle

Results Summary

Event Number 15

	Record	Splits			Name	NAT Code	Location	Date	
WJ	14:46.09	56.52	1:55.88	3:55.53	7:53.07	GRGIC Franko	CRO	Budapest (HUN)	25 AUG 2019
CR	14:58.89	57.03	1:56.55	3:56.11	7:57.04	TUNCELLI Kuzey	TUR	Belgrade (SRB)	6 JUL 2023
EJ	14:46.09	56.52	1:55.88	3:55.53	7:53.07	GRGIC Franko	CRO	Budapest (HUN)	25 AUG 2019

Rank	Heat	Lane	Name	NAT Code	Date of Birth	R.T.	Time	Time Behind
1	3	4	TUNCELLI Kuzey	TUR	30 AUG 2007	0.70	15:09.73	Q
	50m 27.55	100m 57.46	150m 1:27.85	200m 1:58.16	250m 2:28.73	300m 2:59.33	350m 3:30.01	400m 4:00.55
		29.91	30.39	30.31	30.57	30.60	30.68	30.54
	450m 4:31.21	500m 5:01.98	550m 5:32.73	600m 6:03.32	650m 6:34.16	700m 7:05.17	750m 7:36.06	800m 8:06.89
	30.66	30.77	30.75	30.59	30.84	31.01	30.89	30.83
	850m 8:37.97	900m 9:08.84	950m 9:39.40	1000m 10:09.35	1050m 10:38.77	1100m 11:08.90	1150m 11:39.55	1200m 12:09.92
	31.08	30.87	30.56	29.95	29.42	30.13	30.65	30.37
	1250m 12:40.23	1300m 13:10.76	1350m 13:41.41	1400m 14:12.07	1450m 14:42.16			
	30.31	30.53	30.65	30.66	30.09	27.57		
2	3	3	LIEBMANN Johannes	GER	21 MAR 2007	0.76	15:10.24	0.51 Q
	50m 27.39	100m 57.13	150m 1:27.37	200m 1:57.94	250m 2:28.44	300m 2:59.31	350m 3:29.92	400m 4:00.50
		29.74	30.24	30.57	30.50	30.87	30.61	30.58
	450m 4:31.09	500m 5:01.78	550m 5:32.56	600m 6:03.45	650m 6:34.08	700m 7:05.02	750m 7:35.97	800m 8:06.93
	30.59	30.69	30.78	30.89	30.63	30.94	30.95	30.96
	850m 8:37.73	900m 9:08.79	950m 9:39.44	1000m 10:09.91	1050m 10:40.04	1100m 11:10.39	1150m 11:40.89	1200m 12:11.37
	30.80	31.06	30.65	30.47	30.13	30.35	30.50	30.48
	1250m 12:41.73	1300m 13:12.43	1350m 13:42.69	1400m 14:13.18	1450m 14:41.89			
	30.36	30.70	30.26	30.49	28.71	28.35		
3	2	5	OZDEN Muhammed Yusuf	TUR	26 FEB 2006	0.69	15:19.16	9.43 Q
	50m 28.37	100m 58.25	150m 1:28.42	200m 1:58.70	250m 2:29.24	300m 2:59.84	350m 3:30.61	400m 4:00.94
		29.88	30.17	30.28	30.54	30.60	30.77	30.33
	450m 4:31.49	500m 5:02.10	550m 5:32.75	600m 6:03.24	650m 6:33.86	700m 7:04.45	750m 7:34.79	800m 8:05.32
	30.55	30.61	30.65	30.49	30.62	30.59	30.34	30.53
	850m 8:35.97	900m 9:06.57	950m 9:37.25	1000m 10:08.12	1050m 10:38.93	1100m 11:10.16	1150m 11:41.25	1200m 12:12.54
	30.65	30.60	30.68	30.87	30.81	31.23	31.09	31.29
	1250m 12:43.71	1300m 13:15.32	1350m 13:46.30	1400m 14:17.68	1450m 14:48.73			
	31.17	31.61	30.98	31.38	31.05	30.43		
4	3	1	PROCA Andrei-Theodor	ROU	20 SEP 2007	0.73	15:23.88	14.15 Q
	50m 27.92	100m 58.34	150m 1:29.08	200m 1:59.79	250m 2:30.63	300m 3:01.29	350m 3:31.98	400m 4:02.92
		30.42	30.74	30.71	30.84	30.66	30.69	30.94
	450m 4:33.92	500m 5:04.67	550m 5:35.51	600m 6:06.36	650m 6:37.17	700m 7:07.92	750m 7:38.68	800m 8:09.38
	31.00	30.75	30.84	30.85	30.81	30.75	30.76	30.70
	850m 8:40.41	900m 9:11.41	950m 9:42.59	1000m 10:13.56	1050m 10:44.78	1100m 11:15.99	1150m 11:47.39	1200m 12:18.75
	31.03	31.00	31.18	30.97	31.22	31.21	31.40	31.36
	1250m 12:49.75	1300m 13:21.12	1350m 13:52.45	1400m 14:23.72	1450m 14:54.34			
	31.00	31.37	31.33	31.27	30.62	29.54		
5	3	2	KAKOULAKIS Vasileios	GRE	16 JUN 2007	0.68	15:24.96	15.23 Q
	50m 27.80	100m 58.14	150m 1:29.18	200m 2:00.17	250m 2:30.97	300m 3:02.22	350m 3:33.17	400m 4:04.24
		30.34	31.04	30.99	30.80	31.25	30.95	31.07
	450m 4:35.25	500m 5:06.24	550m 5:36.99	600m 6:07.66	650m 6:38.65	700m 7:09.35	750m 7:40.32	800m 8:11.42
	31.01	30.99	30.75	30.67	30.99	30.70	30.97	31.10
	850m 8:42.13	900m 9:13.38	950m 9:44.43	1000m 10:15.80	1050m 10:46.82	1100m 11:18.35	1150m 11:49.59	1200m 12:20.88
	30.71	31.25	31.05	31.37	31.02	31.53	31.24	31.29
	1250m 12:51.94	1300m 13:23.49	1350m 13:54.39	1400m 14:26.06	1450m 14:56.31			
	31.06	31.55	30.90	31.67	30.25	28.65		
6	2	4	ALBAYRAK Emir Batur	TUR	7 JUN 2007	0.67	15:29.28	19.55
	50m 27.87	100m 57.28	150m 1:26.80	200m 1:57.11	250m 2:26.97	300m 2:57.56	350m 3:27.86	400m 3:58.35
		29.41	29.52	30.31	29.86	30.59	30.30	30.49
	450m 4:28.65	500m 4:59.32	550m 5:29.94	600m 6:00.79	650m 6:31.40	700m 7:02.66	750m 7:33.51	800m 8:05.08
	30.30	30.67	30.62	30.85	30.61	31.26	30.85	31.57
	850m 8:36.58	900m 9:07.93	950m 9:39.73	1000m 10:11.52	1050m 10:42.65	1100m 11:14.51	1150m 11:46.46	1200m 12:18.55
	31.50	31.35	31.80	31.79	31.13	31.86	31.95	32.09
	1250m 12:49.88	1300m 13:22.02	1350m 13:54.32	1400m 14:26.73	1450m 14:58.51			
	31.33	32.14	32.30	32.41	31.78	30.77		

Event 15
3 JUL 2024 - 10:17

Men's 1500m Freestyle

Results Summary

Event Number 15

Rank	Heat	Lane	Name	NAT Code	Date of Birth	R.T.	Time	Time Behind
7	2	3	MARTINEZ PALOP Pablo	ESP	30 JUN 2007	0.67	15:32.13	22.40 Q
	50m 28.24	100m 58.62	150m 1:29.32	200m 2:00.56	250m 2:31.83	300m 3:03.19	350m 3:34.46	400m 4:05.85
		30.38	30.70	31.24	31.27	31.36	31.27	31.39
	450m 4:37.10	500m 5:08.48	550m 5:39.73	600m 6:11.00	650m 6:42.36	700m 7:13.56	750m 7:44.93	800m 8:16.20
	31.25	31.38	31.25	31.27	31.36	31.20	31.37	31.27
	850m 8:47.06	900m 9:17.88	950m 9:48.76	1000m 10:19.77	1050m 10:50.88	1100m 11:21.93	1150m 11:53.05	1200m 12:24.38
	30.86	30.82	30.88	31.01	31.11	31.05	31.12	31.33
	1250m 12:55.72	1300m 13:26.99	1350m 13:58.20	1400m 14:29.51	1450m 15:00.88			
	31.34	31.27	31.21	31.31	31.37	31.25		
8	2	6	KLEINHEINZ FC	GER	3 APR 2007	0.74	15:33.00	23.27 Q
	50m 28.88	100m 59.49	150m 1:30.32	200m 2:01.32	250m 2:32.54	300m 3:03.86	350m 3:35.12	400m 4:06.45
		30.61	30.83	31.00	31.22	31.32	31.26	31.33
	450m 4:37.74	500m 5:09.01	550m 5:40.12	600m 6:11.44	650m 6:42.67	700m 7:13.83	750m 7:45.12	800m 8:16.30
	31.29	31.27	31.11	31.32	31.23	31.16	31.29	31.18
	850m 8:47.72	900m 9:18.65	950m 9:49.99	1000m 10:20.90	1050m 10:52.15	1100m 11:23.34	1150m 11:54.57	1200m 12:25.77
	31.42	30.93	31.34	30.91	31.25	31.19	31.23	31.20
	1250m 12:57.26	1300m 13:28.51	1350m 13:59.77	1400m 14:31.10	1450m 15:02.56			
	31.49	31.25	31.26	31.33	31.46	30.44		
9	2	2	YILMAZ Mehmet Efe	TUR	1 JUN 2007	0.71	15:36.13	26.40
	50m 28.82	100m 59.50	150m 1:30.65	200m 2:01.63	250m 2:32.90	300m 3:04.20	350m 3:35.58	400m 4:06.84
		30.68	31.15	30.98	31.27	31.30	31.38	31.26
	450m 4:37.98	500m 5:08.91	550m 5:40.42	600m 6:11.52	650m 6:43.06	700m 7:14.20	750m 7:45.57	800m 8:16.74
	31.14	30.93	31.51	31.10	31.54	31.14	31.37	31.17
	850m 8:47.97	900m 9:19.11	950m 9:50.47	1000m 10:21.92	1050m 10:53.50	1100m 11:25.10	1150m 11:56.93	1200m 12:28.63
	31.23	31.14	31.36	31.45	31.58	31.60	31.83	31.70
	1250m 13:00.40	1300m 13:32.24	1350m 14:04.18	1400m 14:35.69	1450m 15:07.36			
	31.77	31.84	31.94	31.51	31.67	28.77		
10	3	0	BERNARDON Julio	SUI	10 DEC 2006	0.69	15:37.58	27.85 Q
	50m 27.93	100m 58.40	150m 1:29.48	200m 2:00.53	250m 2:31.60	300m 3:02.75	350m 3:34.22	400m 4:05.81
		30.47	31.08	31.05	31.07	31.15	31.47	31.59
	450m 4:37.41	500m 5:08.80	550m 5:39.81	600m 6:11.15	650m 6:42.42	700m 7:13.97	750m 7:45.58	800m 8:17.44
	31.60	31.39	31.01	31.34	31.27	31.55	31.61	31.86
	850m 8:49.11	900m 9:21.27	950m 9:52.99	1000m 10:24.98	1050m 10:56.09	1100m 11:27.67	1150m 11:59.25	1200m 12:31.18
	31.67	32.16	31.72	31.99	31.11	31.58	31.58	31.93
	1250m 13:03.10	1300m 13:34.76	1350m 14:06.27	1400m 14:37.77	1450m 15:08.42			
	31.92	31.66	31.51	31.50	30.65	29.16		
11	3	8	VARGAS TRUJILLO Cristobal	ESP	11 FEB 2007	0.69	15:39.06	29.33 R
	50m 27.88	100m 58.59	150m 1:29.89	200m 2:01.30	250m 2:32.85	300m 3:04.28	350m 3:36.33	400m 4:07.82
		30.71	31.30	31.41	31.55	31.43	32.05	31.49
	450m 4:39.34	500m 5:10.55	550m 5:41.92	600m 6:13.42	650m 6:44.83	700m 7:15.63	750m 7:47.34	800m 8:18.53
	31.52	31.21	31.37	31.50	31.41	30.80	31.71	31.19
	850m 8:50.00	900m 9:21.18	950m 9:52.85	1000m 10:24.56	1050m 10:56.54	1100m 11:28.10	1150m 11:59.93	1200m 12:31.19
	31.47	31.18	31.67	31.71	31.98	31.56	31.83	31.26
	1250m 13:03.57	1300m 13:34.56	1350m 14:06.77	1400m 14:37.73	1450m 15:09.01			
	32.38	30.99	32.21	30.96	31.28	30.05		
12	3	5	KAPALA Bartosz	POL	28 SEP 2006	0.72	15:41.23	31.50 R
	50m 28.52	100m 59.15	150m 1:30.28	200m 2:01.21	250m 2:32.42	300m 3:03.68	350m 3:34.90	400m 4:06.37
		30.63	31.13	30.93	31.21	31.26	31.47	31.47
	450m 4:37.64	500m 5:09.00	550m 5:40.35	600m 6:11.93	650m 6:43.34	700m 7:14.88	750m 7:46.58	800m 8:18.46
	31.27	31.36	31.35	31.58	31.41	31.54	31.70	31.88
	850m 8:49.82	900m 9:21.60	950m 9:53.12	1000m 10:24.96	1050m 10:56.44	1100m 11:28.22	1150m 11:59.94	1200m 12:31.94
	31.36	31.78	31.52	31.84	31.48	31.78	31.72	32.00
	1250m 13:03.85	1300m 13:35.95	1350m 14:07.82	1400m 14:39.48	1450m 15:11.21			
	31.91	32.10	31.87	31.66	31.73	30.02		

Results Summary

Event Number 15

Rank	Heat	Lane	Name	NAT Code	Date of Birth	R.T.	Time	Time Behind	
13	3	9	ILTSISIN Mark	EST	30 APR 2006	0.65	15:46.49	36.76	
		50m 28.12	100m 59.12	150m 1:30.43	200m 2:02.01	250m 2:33.56	300m 3:05.07	350m 3:36.61	400m 4:08.35
			31.00	31.31	31.58	31.55	31.51	31.54	31.74
		450m 4:39.96	500m 5:11.56	550m 5:42.92	600m 6:14.62	650m 6:46.16	700m 7:17.82	750m 7:49.57	800m 8:21.26
		31.61	31.60	31.36	31.70	31.54	31.66	31.75	31.69
		850m 8:52.98	900m 9:24.80	950m 9:56.64	1000m 10:28.77	1050m 11:00.63	1100m 11:33.01	1150m 12:04.88	1200m 12:36.89
		31.72	31.82	31.84	32.13	31.86	32.38	31.87	32.01
		1250m 13:09.02	1300m 13:41.20	1350m 14:13.05	1400m 14:45.28	1450m 15:17.11			
		32.13	32.18	31.85	32.23	31.83	29.38		
14	2	7	GNACZYNSKI Michal	POL	13 JAN 2007	0.67	15:50.02	40.29	
		50m 28.63	100m 59.33	150m 1:30.59	200m 2:01.76	250m 2:33.23	300m 3:04.40	350m 3:35.72	400m 4:07.16
			30.49	31.26	31.17	31.47	31.17	31.32	31.44
		450m 4:38.53	500m 5:10.15	550m 5:41.66	600m 6:13.16	650m 6:45.01	700m 7:16.99	750m 7:48.89	800m 8:20.88
		31.37	31.62	31.51	31.50	31.85	31.98	31.90	31.99
		850m 8:52.78	900m 9:24.72	950m 9:56.67	1000m 10:28.89	1050m 11:01.01	1100m 11:33.15	1150m 12:05.26	1200m 12:37.59
		31.90	31.94	31.95	32.22	32.12	32.14	32.11	32.33
		1250m 13:09.72	1300m 13:42.16	1350m 14:14.57	1400m 14:46.95	1450m 15:19.33			
		32.13	32.44	32.41	32.38	32.38	30.69		
15	2	0	LOVENS Florentin	BEL	19 JAN 2006	0.69	16:00.91	51.18	
		50m 28.40	100m 58.89	150m 1:29.95	200m 2:01.27	250m 2:32.88	300m 3:04.85	350m 3:37.08	400m 4:09.17
			30.49	31.06	31.32	31.61	31.97	32.23	32.09
		450m 4:41.43	500m 5:13.67	550m 5:45.90	600m 6:18.38	650m 6:50.88	700m 7:23.28	750m 7:56.05	800m 8:28.61
		32.26	32.24	32.23	32.48	32.50	32.40	32.77	32.56
		850m 9:01.05	900m 9:33.63	950m 10:06.04	1000m 10:38.49	1050m 11:10.80	1100m 11:43.18	1150m 12:15.43	1200m 12:47.67
		32.44	32.58	32.41	32.45	32.31	32.38	32.25	32.24
		1250m 13:19.93	1300m 13:52.25	1350m 14:24.58	1400m 14:57.27	1450m 15:29.50			
		32.26	32.32	32.33	32.69	32.23	31.41		
16	1	3	ERIKSSON Jonatan	SWE	13 MAR 2006	0.67	16:02.30	52.57	
		50m 28.38	100m 58.90	150m 1:30.56	200m 2:02.37	250m 2:34.42	300m 3:06.18	350m 3:38.45	400m 4:10.48
			30.52	31.66	31.81	32.05	31.76	32.27	32.03
		450m 4:42.67	500m 5:14.47	550m 5:47.07	600m 6:19.24	650m 6:51.60	700m 7:23.78	750m 7:56.20	800m 8:28.55
		32.19	31.80	32.60	32.17	32.36	32.18	32.42	32.35
		850m 9:00.83	900m 9:33.24	950m 10:05.96	1000m 10:38.12	1050m 11:10.58	1100m 11:43.23	1150m 12:16.00	1200m 12:48.67
		32.28	32.41	32.72	32.16	32.46	32.65	32.77	32.67
		1250m 13:21.64	1300m 13:54.67	1350m 14:27.68	1400m 15:00.77	1450m 15:32.66			
		32.97	33.03	33.01	33.09	31.89	29.64		
17	1	4	MARKITZ Moritz	AUT	5 OCT 2007	0.79	16:07.46	57.73	
		50m 27.80	100m 58.35	150m 1:30.40	200m 2:02.33	250m 2:34.71	300m 3:06.74	350m 3:39.28	400m 4:11.56
			30.55	32.05	31.93	32.38	32.03	32.54	32.28
		450m 4:44.16	500m 5:16.90	550m 5:49.10	600m 6:21.74	650m 6:54.56	700m 7:27.09	750m 7:59.93	800m 8:32.48
		32.60	32.74	32.20	32.64	32.82	32.53	32.84	32.55
		850m 9:05.10	900m 9:37.69	950m 10:10.30	1000m 10:43.17	1050m 11:15.84	1100m 11:48.30	1150m 12:20.85	1200m 12:53.48
		32.62	32.59	32.61	32.87	32.67	32.46	32.55	32.63
		1250m 13:26.37	1300m 13:58.86	1350m 14:31.40	1400m 15:03.85	1450m 15:36.25			
		32.89	32.49	32.54	32.45	32.40	31.21		
18	2	1	COURTOIS Maxime	BEL	24 OCT 2006	0.67	16:09.14	59.41	
		50m 28.02	100m 58.21	150m 1:28.83	200m 2:00.16	250m 2:31.60	300m 3:03.38	350m 3:35.00	400m 4:07.00
			30.19	30.62	31.33	31.44	31.78	31.62	32.00
		450m 4:39.15	500m 5:11.77	550m 5:43.88	600m 6:16.49	650m 6:49.11	700m 7:21.74	750m 7:54.43	800m 8:26.56
		32.15	32.62	32.11	32.61	32.62	32.63	32.69	32.13
		850m 8:59.44	900m 9:32.27	950m 10:04.93	1000m 10:37.54	1050m 11:10.58	1100m 11:43.55	1150m 12:16.26	1200m 12:49.59
		32.88	32.83	32.66	32.61	33.04	32.97	32.71	33.33
		1250m 13:22.82	1300m 13:56.07	1350m 14:29.55	1400m 15:02.74	1450m 15:36.20			
		33.23	33.25	33.48	33.19	33.46	32.94		

Event 15
3 JUL 2024 - 10:17

Men's 1500m Freestyle

Results Summary

Event Number 15

Rank	Heat	Lane	Name	NAT Code	Date of Birth	R.T.	Time	Time Behind
19	2	8	MAURI Mattia	SUI	4 AUG 2006	0.78	16:10.48	1:00.75
	50m 28.84	100m 1:00.30	150m 1:32.01	200m 2:04.13	250m 2:35.89	300m 3:08.23	350m 3:40.30	400m 4:12.63
		31.46	31.71	32.12	31.76	32.34	32.07	32.33
	450m 4:44.90	500m 5:17.06	550m 5:49.74	600m 6:22.33	650m 6:55.46	700m 7:28.61	750m 8:01.98	800m 8:35.06
	32.27	32.16	32.68	32.59	33.13	33.15	33.37	33.08
	850m 9:08.56	900m 9:41.35	950m 10:14.17	1000m 10:47.18	1050m 11:20.10	1100m 11:52.75	1150m 12:25.60	1200m 12:58.59
	33.50	32.79	32.82	33.01	32.92	32.65	32.85	32.99
	1250m 13:31.67	1300m 14:04.15	1350m 14:37.05	1400m 15:09.55	1450m 15:41.61			
	33.08	32.48	32.90	32.50	32.06	28.87		
20	2	9	PEREIRA Rui	POR	31 JAN 2008	0.85	16:13.55	1:03.82
	50m 29.32	100m 1:01.73	150m 1:32.58	200m 2:04.71	250m 2:36.48	300m 3:08.77	350m 3:40.98	400m 4:13.46
		31.41	31.85	32.13	31.77	32.29	32.21	32.48
	450m 4:45.85	500m 5:18.80	550m 5:50.99	600m 6:23.36	650m 6:56.19	700m 7:29.22	750m 8:02.08	800m 8:35.03
	32.39	32.95	32.19	32.37	32.83	33.03	32.86	32.95
	850m 9:08.42	900m 9:41.11	950m 10:14.21	1000m 10:47.02	1050m 11:19.71	1100m 11:53.03	1150m 12:25.68	1200m 12:58.84
	33.39	32.69	33.10	32.81	32.69	33.32	32.65	33.16
	1250m 13:32.21	1300m 14:04.62	1350m 14:37.01	1400m 15:09.80	1450m 15:41.69			
	33.37	32.41	32.39	32.79	31.89	31.86		
21	1	6	TOROPITIN Ivan	MDA	6 AUG 2007	0.73	16:20.21	1:10.48
	50m 29.51	100m 1:01.93	150m 1:34.43	200m 2:07.02	250m 2:39.67	300m 3:12.62	350m 3:45.23	400m 4:18.07
		32.42	32.50	32.59	32.65	32.95	32.61	32.84
	450m 4:50.76	500m 5:23.57	550m 5:56.14	600m 6:28.81	650m 7:01.58	700m 7:34.43	750m 8:07.46	800m 8:40.29
	32.69	32.81	32.57	32.67	32.77	32.85	33.03	32.83
	850m 9:13.28	900m 9:46.03	950m 10:19.02	1000m 10:52.14	1050m 11:25.12	1100m 11:58.23	1150m 12:31.58	1200m 13:04.70
	32.99	32.75	32.99	33.12	32.98	33.11	33.35	33.12
	1250m 13:37.93	1300m 14:10.73	1350m 14:43.58	1400m 15:16.42	1450m 15:48.43			
	33.23	32.80	32.85	32.84	32.01	31.78		
22	1	2	DE GREGORIO Domenico	ITA	21 JUN 2007	0.68	16:23.27	1:13.54
	50m 29.16	100m 1:00.51	150m 1:33.37	200m 2:06.18	250m 2:39.30	300m 3:12.76	350m 3:45.76	400m 4:19.13
		31.35	32.86	32.81	33.12	33.46	33.00	33.37
	450m 4:52.41	500m 5:25.42	550m 5:58.69	600m 6:31.61	650m 7:05.04	700m 7:37.76	750m 8:11.09	800m 8:43.83
	33.28	33.01	33.27	32.92	33.43	32.72	33.33	32.74
	850m 9:16.95	900m 9:49.94	950m 10:22.98	1000m 10:55.95	1050m 11:28.42	1100m 12:01.21	1150m 12:34.21	1200m 13:06.92
	33.12	32.99	33.04	32.97	32.47	32.79	33.00	32.71
	1250m 13:40.03	1300m 14:12.88	1350m 14:45.80	1400m 15:19.09	1450m 15:51.76			
	33.11	32.85	32.92	33.29	32.67	31.51		
23	1	7	POLSTER Attila	SUI	26 JAN 2007	0.66	16:30.19	1:20.46
	50m 29.25	100m 1:01.67	150m 1:34.34	200m 2:07.24	250m 2:40.21	300m 3:13.34	350m 3:46.35	400m 4:19.33
		32.42	32.67	32.90	32.97	33.13	33.01	32.98
	450m 4:52.21	500m 5:25.41	550m 5:58.07	600m 6:31.44	650m 7:04.16	700m 7:37.27	750m 8:10.30	800m 8:43.55
	32.88	33.20	32.66	33.37	32.72	33.11	33.03	33.25
	850m 9:16.60	900m 9:50.07	950m 10:23.29	1000m 10:56.76	1050m 11:30.18	1100m 12:03.57	1150m 12:37.06	1200m 13:10.60
	33.05	33.47	33.22	33.47	33.42	33.39	33.49	33.54
	1250m 13:44.04	1300m 14:17.52	1350m 14:50.71	1400m 15:24.35	1450m 15:57.43			
	33.44	33.48	33.19	33.64	33.08	32.76		
24	1	5	ANDREOU Rodolfo	CYP	15 MAY 2006	0.65	16:33.32	1:23.59
	50m 29.42	100m 1:01.88	150m 1:35.01	200m 2:08.17	250m 2:41.41	300m 3:14.80	350m 3:48.01	400m 4:21.33
		32.46	33.13	33.16	33.24	33.39	33.21	33.32
	450m 4:54.69	500m 5:27.88	550m 6:00.87	600m 6:34.06	650m 7:07.36	700m 7:40.56	750m 8:14.21	800m 8:47.49
	33.36	33.19	32.99	33.19	33.30	33.20	33.65	33.28
	850m 9:21.12	900m 9:54.12	950m 10:27.68	1000m 11:00.89	1050m 11:34.00	1100m 12:07.68	1150m 12:41.08	1200m 13:14.37
	33.63	33.00	33.56	33.21	33.11	33.68	33.40	33.29
	1250m 13:47.84	1300m 14:21.70	1350m 14:54.92	1400m 15:28.55	1450m 16:01.57			
	33.47	33.86	33.22	33.63	33.02	31.75		

Event 15
3 JUL 2024 - 10:17

Men's 1500m Freestyle

Results Summary

Event Number 15

Rank	Heat	Lane	Name	NAT Code	Date of Birth	R.T.	Time	Time Behind
25	3	7	LEVERKUS Leo	GER	26 APR 2008	0.75	16:40.34	1:30.61
	50m 28.52	100m 59.23	150m 1:30.48	200m 2:02.07	250m 2:33.55	300m 3:05.10	350m 3:37.07	400m 4:09.03
		30.71	31.25	31.59	31.48	31.55	31.97	31.96
	450m 4:41.07	500m 5:13.22	550m 5:46.37	600m 6:20.51	650m 6:53.72	700m 7:27.55	750m 8:01.77	800m 8:36.66
	32.04	32.15	33.15	34.14	33.21	33.83	34.22	34.89
	850m 9:11.11	900m 9:45.63	950m 10:20.51	1000m 10:54.07	1050m 11:28.89	1100m 12:03.32	1150m 12:38.08	1200m 13:12.62
	34.45	34.52	34.88	33.56	34.82	34.43	34.76	34.54
	1250m 13:47.16	1300m 14:22.25	1350m 14:56.97	1400m 15:31.82	1450m 16:06.41			
	34.54	35.09	34.72	34.85	34.59	33.93		
26	1	1	ASKHAM Heini Mohr	FRO	23 SEP 2006	0.74	16:55.11	1:45.38
	50m 29.54	100m 1:02.03	150m 1:35.69	200m 2:08.67	250m 2:42.07	300m 3:15.53	350m 3:49.32	400m 4:23.03
		32.49	33.66	32.98	33.40	33.46	33.79	33.71
	450m 4:56.76	500m 5:30.70	550m 6:04.21	600m 6:37.81	650m 7:11.97	700m 7:45.84	750m 8:19.97	800m 8:54.15
	33.73	33.94	33.51	33.60	34.16	33.87	34.13	34.18
	850m 9:28.58	900m 10:02.94	950m 10:36.97	1000m 11:11.41	1050m 11:45.39	1100m 12:20.21	1150m 12:54.98	1200m 13:29.40
	34.43	34.36	34.03	34.44	33.98	34.82	34.77	34.42
	1250m 14:03.98	1300m 14:39.10	1350m 15:13.70	1400m 15:49.19	1450m 16:22.64			
	34.58	35.12	34.60	35.49	33.45	32.47		

Legend:							
CR	Championship Record	EJ	European Junior Record	Q	Qualified for next phase	R	Reserve
R.T.	Reaction Time	WJ	World Junior Record				

Event 16
3 JUL 2024 - 11:16

Mixed 4x100m Freestyle

Results Summary

Event Number 16

	Record	Splits	NAT (Relay)	Location	Date
WJ	3:24.29	48.58 1:37.12	2:30.74 AUS - Australia	Netanya (ISR)	6 SEP 2023
CR	3:28.43	49.54 1:39.03	2:34.01 GER - Germany	Kazan (RUS)	4 JUL 2019
EJ	3:27.35	48.79 1:36.51	2:31.64 RUS - Russian Federation	Kazan (RUS)	27 OCT 2020

Rank	Heat	Lane	NAT / Name	Gender	R.T.	50m	100m	Time	Time Behind
1	2	6	ITA - Italy					3:31.96	Q
			D'AMBROSIO Carlos	M	0.66	23.81	49.12		
			CHIAVERSOLI Mirko	M	0.08	23.23	49.37	1:38.49	
			QUAGGIO Veronica	F	0.28	27.21	57.06	2:35.55	
			GUSPERTI Alessandra	F	0.36	26.53	56.41		
2	1	0	HUN - Hungary					3:33.32	1.36 Q
			MOZSARIK Levente	M	0.66	23.86	51.62		
			PAPAI Oliver	M	0.12	24.49	50.91	1:42.53	
			ABRAHAM Minna	F	0.20	26.29	55.46	2:37.99	
			MOLNAR Dora	F	0.19	26.41	55.33		
3	2	4	DEN - Denmark					3:33.46	1.50 Q
			CASTELLA Nicholas	M	0.63	24.18	50.30		
			HALAWI Carlos	M	0.11	24.34	51.60	1:41.90	
			THASTRUP-HANSEN Anne	F	0.18	26.47	56.03	2:37.93	
			DAMBORG Martine	F	0.38	27.57	55.53		
4	2	5	FRA - France					3:33.62	1.66 Q
			GALLE-MICHON Evan	M	0.69	24.53	50.91		
			DUTRIAUX Neo	M	0.12	23.90	50.65	1:41.56	
			THIBULT Leonia	F	0.46	26.99	56.85	2:38.41	
			ROSSI--BENE Giulia	F	0.30	26.79	55.21		
5	1	5	CRO - Croatia					3:33.83	1.87 Q
			NENADIC Vlaho	M	0.69	23.91	49.55		
			GRUICA Filip	M	0.44	24.15	50.69	1:40.24	
			HREN Mia	F	0.23	26.90	56.86	2:37.10	
			BOBANOVIC Ana	F	0.09	26.96	56.73		
6	1	3	GBR - Great Britain					3:33.85	1.89 Q
			FINCH Nicholas	M	0.62	24.70	50.75		
			KRAWIEC Stefan	M	0.43	23.65	50.05	1:40.80	
			OKARO Izabella	F	0.47	26.87	56.80	2:37.60	
			WILSON Hollie	F	0.43	27.02	56.25		
7	2	0	ESP - Spain					3:34.81	2.85 Q
			MILLAN DE MIGUEL Oliver	M	0.67	24.80	51.64		
			HOEK LE GUENEDAL Luca	M	0.15	23.50	49.55	1:41.19	
			MUNOZ BECERRA Claudia	F	0.23	27.01	56.86	2:38.05	
			REVILLA GARCIA Laura	F	0.27	26.67	56.76		
8	1	6	GER - Germany					3:35.06	3.10 Q
			SCHOTZ Noah	M	0.51	24.23	51.44		
			TURCK Jonathan Samuel	M	0.37	24.12	50.72	1:42.16	
			MULLER Selina	F	0.18	26.73	57.01	2:39.17	
			LENZ Jette	F	0.26	26.50	55.89		
9	1	7	POL - Poland					3:36.89	4.93 R
			PIETRON Przemyslaw	M	0.67	24.61	51.09		
			MADEY Konrad	M	0.29	24.17	50.85	1:41.94	
			LESNIEWSKA Barbara	F	0.49	27.77	58.13	2:40.07	
			GRACJASZ Wiktoria	F	0.15	27.33	56.82		

Results Summary

Event Number 16

Rank	Heat	Lane	NAT / Name	Gender	R.T.	50m	100m	Time	Time Behind
10	2	8	TUR - Türkiye					3:37.92	5.96 R
			OZDEMIR Demir	M	0.60	23.75	50.40		
			TEMIZ Tolga	M	0.25	24.86	51.60	1:42.00	
			OZDEMIR Ela Naz	F	0.32	27.59	57.44	2:39.44	
			ONER Nehir	F	0.29	28.07	58.48		
11	1	8	SWE - Sweden					3:38.04	6.08
			NILSSON Ted	M	0.68	25.15	52.03		
			WANNEM Emil	M	0.07	24.06	51.57	1:43.60	
			ALSEN Emma	F	0.43	27.62	57.66	2:41.26	
			LUC Vicky	F	0.11	26.56	56.78		
12	2	1	FIN - Finland					3:38.11	6.15
			NURMINEN Alex	M	0.62	24.78	51.19		
			ZAUTASVILI Aron	M	0.36	24.00	51.14	1:42.33	
			RIEKKI Olivia	F	0.23	27.39	57.67	2:40.00	
			KILJALA Riialiina	F	0.28	27.32	58.11		
13	1	2	LTU - Lithuania					3:38.13	6.17
			AUGUSTINAVICIUS Arnas	M	0.67	24.80	52.17		
			TAUTVYDAS Zygimantas	M	0.27	24.86	52.03	1:44.20	
			GERIKSONAITE Patricija	F	0.28	26.92	57.02	2:41.22	
			JURKUNAITE Ieva	F	0.24	26.74	56.91		
14	2	7	ROU - Romania					3:39.76	7.80
			BAKO Anastasia-Maria	F	0.68	27.97	58.53		
			SIBISEANU Ana-Maria	F	0.64	27.86	57.46	1:55.99	
			IORDACHE Tudor-Andrei	M	0.11	24.74	51.87	2:47.86	
			TAPIRLUIE Mihai-Andrei	M	0.30	24.76	51.90		
15	1	4	SRB - Serbia					3:42.23	10.27
			PILIPOVIC Ognjen	M	0.64	24.64	51.50		
			MAKSIC Nemanja	M	0.24	24.84	52.64	1:44.14	
			COROVIC Katarina	F	0.44	28.98	1:00.64	2:44.78	
			VIACAVA Giulia Jana	F	0.37	27.20	57.45		
16	1	9	EST - Estonia					3:43.71	11.75
			KESKULA Siim	M	0.65	24.12	51.30		
			DENISOV Aleksei	M	0.44	25.88	55.17	1:46.47	
			MADAR Kirke	F	0.37	28.15	59.17	2:45.64	
			RANDVALI Maari	F	0.32	27.74	58.07		
17	1	1	LAT - Latvia					3:47.60	15.64
			KRAMPE Emils	M	0.68	25.72	54.29		
			VERZBICKA Anabella	F	0.52	28.51	59.94	1:54.23	
			BAUMANE Petra Aleksandra	F	0.34	27.58	58.81	2:53.04	
			ROBERTS Arons	M	0.38	25.63	54.56		
	2	9	BUL - Bulgaria					DNS	
	2	2	SUI - Switzerland					DSQ	
			MARKOVIC Filip	M					
			COTTING Cyril	M					
			BALTHASAR Julia	F					
			KLIMENT Panna	F					
	2	3	NOR - Norway					DSQ	
			SORENSEN Sander K.	M	0.62	24.37	50.57		
			HARLEM Jakob Austevoll	M	0.24	24.28	50.78	1:41.35	
			BIEGAJLO Antonina	F	0.34	27.60	58.13	2:39.48	
			BALTO Sandra Maria	F	-0.23				




Results Summary

Event Number 16

Rank	Heat	Lane	NAT / Name	Gender	R.T.	50m	100m	Time	Time Behind
------	------	------	------------	--------	------	-----	------	------	-------------

Legend:					
CR	Championship Record	DNS	Did Not Start	DSQ	Disqualified
EJ	European Junior Record	F	Female	M	Male
Q	Qualified for next phase	R	Reserve	R.T.	Reaction Time
WJ	World Junior Record				



Results

Event Number 17

	Record	Splits	Name	NAT Code	Location	Date
WJ	2:03.35	29.06	1:00.37	1:31.84	SMITH Regan	USA Gwangju (KOR) 26 JUL 2019
CR	2:08.97	29.93	1:02.24	1:35.60	EGOROVA Polina	RUS Netanya (ISR) 29 JUN 2017
EJ	2:06.62				BEST TIME	

Rank	Lane	Name	NAT Code	R.T.	50m	100m	150m	Time	Time Behind
1	3	TONRATH NOLLGEN Estella Llum	ESP	0.59	(2) 30.98	(2) 1:04.13 33.15	(1) 1:37.46 33.33	2:10.78 33.32	
2	4	PRISECARIU Aissia-Claudia	ROU	0.60	(4) 31.09	(3) 1:04.32 33.23	(3) 1:38.02 33.70	2:11.14 33.12	0.36
3	2	MOLNAR Dora	HUN	0.59	(3) 31.03	(1) 1:04.11 33.08	(2) 1:37.79 33.68	2:11.56 33.77	0.78
4	5	SEIDEL Lise	GER	0.62	(6) 31.34	(5) 1:05.06 33.72	(4) 1:39.03 33.97	2:11.97 32.94	1.19
5	6	GARRIDO MALVAR Nahia	ESP	0.60	(5) 31.29	(6) 1:05.08 33.79	(5) 1:39.08 34.00	2:12.45 33.37	1.67
6	7	ENGELSE Jinth	NED	0.64	(1) 30.51	(4) 1:04.44 33.93	(6) 1:39.81 35.37	2:14.94 35.13	4.16
7	1	ZAITEVA Natalia	MDA	0.67	(7) 31.95	(7) 1:05.39 33.44	(7) 1:40.54 35.15	2:15.75 35.21	4.97
8	8	KARABACZ Martyna	GBR	0.61	(8) 32.11	(8) 1:06.42 34.31	(8) 1:41.70 35.28	2:16.55 34.85	5.77

Legend:

CR Championship Record **EJ** European Junior Record **R.T.** Reaction Time **WJ** World Junior Record

Results

Event Number 18

	Record	Split	Name	NAT Code	Location	Date
WJ	50.62	23.85	MILAK Kristof	HUN	Budapest (HUN)	29 JUL 2017
CR	51.35	24.12	KUIMOV Egor	RUS	Netanya (ISR)	2 JUL 2017
EJ	50.62	23.85	MILAK Kristof	HUN	Budapest (HUN)	29 JUL 2017

Rank	Lane	Name	NAT Code	R.T.	50m	Time	Time Behind
1	5	MOMONI Daniele	ITA	0.63	(1) 24.13	52.20 28.07	
2	6	MIKNIC Maro	CRO	0.65	(5) 24.42	52.49 28.07	0.29
3	4	DUMESNIL Ethan	FRA	0.64	(3) 24.25	52.54 28.29	0.34
4	3	EDL Lukas	AUT	0.65	(2) 24.16	52.55 28.39	0.35
5	1	PHILIPPS Alexandre	FRA	0.63	(4) 24.30	53.09 28.79	0.89
6	7	FINCH Nicholas	GBR	0.61	(7) 24.82	53.23 28.41	1.03
7	2	LOPEZ GUILLEN Javier	ESP	0.67	(6) 24.60	53.33 28.73	1.13
8	8	MIHALACHE Vlad-Stefan	ROU	0.68	(8) 24.85	53.48 28.63	1.28

Legend:

CR Championship Record **EJ** European Junior Record **R.T.** Reaction Time **WJ** World Junior Record

Event 119
5 JUL 2024 - 18:58

Men's 200m Backstroke

Results

Event Number 19

	Record	Splits		Name	NAT Code	Location	Date	
WJ	1:55.14	26.99	56.14	1:25.97	KOLESNIKOV Kliment	RUS	Budapest (HUN)	28 JUL 2017
CR	1:55.79	27.23	56.44	1:26.24	ZHELTYAKOV Oleksandr	UKR	Belgrade (SRB)	7 JUL 2023
EJ	1:55.14	26.99	56.14	1:25.97	KOLESNIKOV Kliment	RUS	Budapest (HUN)	28 JUL 2017

Rank	Lane	Name	NAT Code	R.T.	50m	100m	150m	Time	Time Behind
1	4	SHORTT John	IRL	0.65	(2) 27.86	(1) 57.88 30.02	(1) 1:27.74 29.86	1:57.68 29.94	
2	5	DEL SIGNORE Daniele	ITA	0.58	(1) 27.77	(2) 58.06 30.29	(2) 1:28.14 30.08	1:58.81 30.67	1.13
3	3	CONSTANTINESCU Alexandru	ROU	0.63	(3) 27.94	(3) 58.25 30.31	(4) 1:28.69 30.44	1:58.91 30.22	1.23
4	6	KOVATS Alex	HUN	0.67	(5) 28.20	(4) 58.32 30.12	(3) 1:28.59 30.27	1:59.17 30.58	1.49
5	7	GOLDIN Aukan	ISR	0.61	(6) 28.53	(6) 59.23 30.70	(6) 1:30.50 31.27	2:01.06 30.56	3.38
6	2	DENYSENKO Anton	UKR	0.62	(8) 28.92	(8) 59.70 30.78	(8) 1:30.99 31.29	2:01.53 30.54	3.85
7	8	VENINI Matteo	ITA	0.67	(4) 28.08	(5) 58.63 30.55	(5) 1:30.32 31.69	2:02.05 31.73	4.37
8	1	DODDS Oscar	GBR	0.74	(7) 28.83	(7) 59.30 30.47	(7) 1:30.88 31.58	2:02.45 31.57	4.77

Legend:							
CR	Championship Record	EJ	European Junior Record	R.T.	Reaction Time	WJ	World Junior Record

Event 120
5 JUL 2024 - 18:51

Women's 200m Breaststroke

Results

Event Number 20

	Record	Splits		Name	NAT Code	Location	Date	
WJ	2:19.64	32.10	1:07.59	1:43.52	GUNES Viktoria	TUR	Singapore (SGP)	30 AUG 2015
CR	2:21.07	32.52	1:08.64	1:45.13	CHIKUNOVA Evgeniia	RUS	Kazan (RUS)	4 JUL 2019
EJ	2:19.64	32.10	1:07.59	1:43.52	GUNES Viktoria Zeynep	TUR	Singapore (SGP)	30 AUG 2015

Rank	Lane	Name	NAT Code	R.T.	50m	100m	150m	Time	Time Behind
1	5	LUDWIG Lena	GER	0.61	(2) 33.83	(1) 1:11.61 37.78	(1) 1:49.71 38.10	2:28.70 38.99	
2	3	TAYLOR Theodora	GBR	0.71	(5) 34.12	(3) 1:11.73 37.61	(2) 1:49.86 38.13	2:28.71 38.85	0.01
3	4	SCHNEIDER Hannah	GER	0.63	(1) 33.43	(2) 1:11.71 38.28	(3) 1:50.12 38.41	2:29.30 39.18	0.60
4	6	MANCINI Lucrezia	ITA	0.67	(3) 33.86	(5) 1:12.19 38.33	(4) 1:50.49 38.30	2:30.15 39.66	1.45
5	8	BUKVIC Martina	SRB	0.68	(4) 33.97	(4) 1:11.84 37.87	(5) 1:50.67 38.83	2:30.42 39.75	1.72
6	2	NYSTRAND Lisa	SWE	0.78	(6) 34.22	(6) 1:12.44 38.22	(7) 1:51.15 38.71	2:30.76 39.61	2.06
7	1	BIANCHI Charlotte	GBR	0.71	(8) 34.81	(8) 1:12.91 38.10	(8) 1:51.52 38.61	2:31.01 39.49	2.31
8	7	VASS Brigitta	ROU	0.75	(7) 34.51	(7) 1:12.56 38.05	(6) 1:50.81 38.25	2:31.06 40.25	2.36

Legend:

CR Championship Record **EJ** European Junior Record **R.T.** Reaction Time **WJ** World Junior Record

Results

Event Number 21

	Record	Name	NAT Code	Location	Date
WJ	21.75	ANDREW Michael	USA	Indianapolis (USA)	25 AUG 2017
=WJ	21.75	ANDREW Michael	USA	Indianapolis (USA)	26 AUG 2017
CR	21.83	SELIN Artem	RUS	Kazan (RUS)	7 JUL 2019
EJ	21.83	SELIN Artem	RUS	Kazan (RUS)	7 JUL 2019

Rank	Lane	Name	NAT Code	R.T.	Time	Time Behind
1	4	BALLARATI Lorenzo	ITA	0.66	22.20	
2	7	HOEK LE GUENEDAL Luca	ESP	0.62	22.33	0.13
3	6	JUSKA Tajus	LTU	0.60	22.34	0.14
4	2	NENADIC Vlaho	CRO	0.72	22.45	0.25
5	5	SHEREMET Nikita	UKR	0.64	22.55	0.35
6	8	CVETKOV Justin	SRB	0.65	22.57	0.37
7	3	D'AMBROSIO Carlos	ITA	0.64	22.65	0.45
8	1	MIKNIC Maro	CRO	0.65	22.71	0.51

Legend:

=	Equal record	CR	Championship Record	EJ	European Junior Record	R.T.	Reaction Time
WJ	World Junior Record						

Event 122

5 JUL 2024 - 18:15

Men's 200m Breaststroke

Results

Event Number 22

	Record	Splits		Name	NAT Code	Location	Date	
WJ	2:08.04	29.05	1:01.92	1:35.48	DONG Zhihao	CHN	Fukuoka (JPN)	28 JUL 2023
CR	2:10.69	30.31	1:03.35	1:36.91	CHUPKOV Anton	RUS	Baku (AZE)	23 JUN 2015
EJ	2:09.64			BEST TIME				

Rank	Lane	Name	NAT Code	R.T.	50m	100m	150m	Time	Time Behind
1	4	YOGURTCUOGLU Doruk	TUR	0.69	(7) 30.23	(5) 1:04.20 33.97	(1) 1:38.13 33.93	2:12.66 34.53	
2	5	NOWACKI Filip	GBR	0.64	(4) 30.07	(3) 1:04.06 33.99	(3) 1:38.30 34.24	2:12.74 34.44	0.08
3	7	MANOLOV Maksim	BUL	0.67	(8) 30.35	(4) 1:04.15 33.80	(2) 1:38.23 34.08	2:12.89 34.66	0.23
4	2	NTOUMAS Evangelos Efraim	GRE	0.69	(1) 29.69	(2) 1:03.94 34.25	(5) 1:38.81 34.87	2:13.10 34.29	0.44
5	3	MORGAN Max	GBR	0.69	(2) 29.84	(6) 1:04.24 34.40	(7) 1:38.90 34.66	2:13.13 34.23	0.47
6	6	ILYEM Kerem	TUR	0.65	(5) 30.10	(8) 1:04.50 34.40	(6) 1:38.89 34.39	2:14.09 35.20	1.43
7	8	CAPOGNA Sebastien	FRA	0.59	(6) 30.13	(7) 1:04.37 34.24	(8) 1:39.49 35.12	2:14.30 34.81	1.64
8	1	VAN DER HOFF Collin	NED	0.66	(3) 30.05	(1) 1:03.80 33.75	(4) 1:38.50 34.70	2:14.52 36.02	1.86

Legend:

CR Championship Record **EJ** European Junior Record **R.T.** Reaction Time **WJ** World Junior Record

Results Summary

Event Number 24

	Record	Split	Name	NAT Code	Location	Date
WJ	52.70	25.70	OLEKSIAK Penny	CAN	Rio de Janeiro (BRA)	11 AUG 2016
CR	53.97	25.95	STEENBERGEN Marrit	NED	Baku (AZE)	23 JUN 2015
=CR	53.97	26.28	STEENBERGEN Marrit	NED	Baku (AZE)	24 JUN 2015
EJ	53.61	26.29	ANDERSON Freya	GBR	Glasgow (GBR)	8 AUG 2018

Rank	Heat	Lane	Name	NAT Code	Date of Birth	R.T.	50m	Time	Time Behind
1	1	4	CURTIS Sara	ITA	19 AUG 2006	0.70	25.92	54.77 28.85	Q
=2	1	3	DAVISON Grace	IRL	26 AUG 2007	0.72	26.64	55.09 28.45	0.32 Q
=2	1	5	ABRAHAM Minna	HUN	23 MAR 2006	0.69	26.36	55.09 28.73	0.32 Q
4	2	5	CACHOT Albane	FRA	13 JUL 2007	0.68	26.64	55.40 28.76	0.63 Q
5	2	3	ROTH Linda	GER	5 JUN 2008	0.76	26.68	55.47 28.79	0.70 Q
6	2	4	MOLNAR Dora	HUN	29 JUN 2006	0.66	26.57	55.48 28.91	0.71 Q
7	1	6	ROSSI--BENE Giulia	FRA	5 NOV 2006	0.68	26.98	55.49 28.51	0.72 Q
8	2	2	DIACONESCU Rebecca-Aimee	ROU	24 APR 2006	0.74	27.04	55.52 28.48	0.75 Q
9	1	2	KORTHUIS Sara	NED	6 SEP 2006	0.74	27.28	55.71 28.43	0.94 R
10	2	7	DAMBORG Martine	DEN	7 MAY 2007	0.69	27.39	55.87 28.48	1.10 R
11	2	6	STATKEVICIUS Sylvia	LTU	23 MAY 2007	0.66	27.21	55.95 28.74	1.18
12	2	1	GOLLAND Shane	ISR	3 JAN 2007	0.68	27.17	56.08 28.91	1.31
13	1	1	ROLMAN Angelina	NED	8 MAR 2007	0.70	27.50	56.45 28.95	1.68
14	2	8	MULLER Selina	GER	12 FEB 2006	0.66	27.61	56.51 28.90	1.74
15	1	7	STEVANATO Cristiana	ITA	24 NOV 2007	0.68	27.15	56.60 29.45	1.83
16	1	8	THASTRUP-HANSEN Anne	DEN	14 SEP 2006	0.73	27.63	56.66 29.03	1.89

Legend:							
=	Equal record and rank	CR	Championship Record	EJ	European Junior Record	Q	Qualified for next phase
R	Reserve	R.T.	Reaction Time	WJ	World Junior Record		

Event 125
5 JUL 2024 - 19:26

Men's 400m Individual Medley

Results

Event Number 25

	Record	Splits	Name	NAT Code	Location	Date	
WJ	4:10.02	57.44	2:01.31 3:11.72	BORODIN Iliia	RUS	Budapest (HUN)	23 MAY 2021
CR	4:14.65	57.17	2:02.29 3:14.20	MAKOVICH Semen	RUS	Poznan (POL)	14 JUL 2013
EJ	4:10.02	57.44	2:01.31 3:11.72	BORODIN Ilya	RUS	Budapest (HUN)	23 MAY 2021

Rank	Lane	Name	NAT Code	R.T.	Time	Time Behind	
1	4	BADEA Robert-Andrei	ROU	0.67	4:14.37	CR	
50m (1) 26.82	100m (1) 57.32 30.50	150m (1) 1:29.85 32.53	200m (1) 2:01.95 32.10	250m (1) 2:37.71 35.76	300m (1) 3:15.43 37.72	350m (1) 3:45.17 29.74	29.20
2	3	DE GREGORIO Domenico	ITA	0.68	4:21.02	6.65	
50m (3) 27.46	100m (2) 58.86 31.40	150m (2) 1:31.74 32.88	200m (2) 2:04.43 32.69	250m (2) 2:41.92 37.49	300m (2) 3:19.73 37.81	350m (2) 3:50.53 30.80	30.49
3	5	OKSUZ Onur Ege	TUR	0.67	4:22.73	8.36	
50m (4) 27.53	100m (4) 59.13 31.60	150m (3) 1:32.24 33.11	200m (3) 2:04.66 32.42	250m (4) 2:43.58 38.92	300m (6) 3:23.21 39.63	350m (5) 3:53.82 30.61	28.91
4	7	VARGAS TRUJILLO Cristobal	ESP	0.71	4:22.88	8.51	
50m (7) 28.03	100m (6) 59.94 31.91	150m (6) 1:34.24 34.30	200m (5) 2:07.49 33.25	250m (5) 2:44.77 37.28	300m (4) 3:22.85 38.08	350m (4) 3:53.73 30.88	29.15
5	6	ANNIS David	GBR	0.70	4:23.03	8.66	
50m (6) 27.89	100m (7) 1:00.15 32.26	150m (7) 1:34.42 34.27	200m (6) 2:07.67 33.25	250m (6) 2:45.03 37.36	300m (5) 3:22.96 37.93	350m (6) 3:54.22 31.26	28.81
6	8	MARCAL WHITTLES Edward	GBR	0.64	4:24.05	9.68	
50m (5) 27.78	100m (5) 59.64 31.86	150m (4) 1:33.05 33.41	200m (4) 2:06.66 33.61	250m (3) 2:43.36 36.70	300m (3) 3:21.37 38.01	350m (3) 3:52.96 31.59	31.09
7	1	ROUTOULAS Iason	GRE	0.64	4:27.24	12.87	
50m (2) 27.08	100m (3) 59.05 31.97	150m (5) 1:33.52 34.47	200m (7) 2:08.05 34.53	250m (7) 2:46.71 38.66	300m (7) 3:25.45 38.74	350m (7) 3:57.39 31.94	29.85
	2	POTENZA Emanuele	ITA			DSQ	

Legend:	
CR	Championship Record
WJ	World Junior Record
DSQ	Disqualified
EJ	European Junior Record
R.T.	Reaction Time

Results Summary

Event Number 26

	Record	Splits			Name	NAT Code	Location	Date
WJ	2:04.06	27.73	58.97	1:31.47	McINTOSH Summer	CAN	Fukuoka (JPN)	27 JUL 2023
CR	2:06.26	28.87	1:00.03	1:32.58	PUDAR Lana	BIH	Belgrade (SRB)	8 JUL 2023
EJ	2:06.26	28.87	1:00.03	1:32.58	PUDAR Lana	BIH	Belgrade (SRB)	8 JUL 2023

Rank	Heat	Lane	Name	NAT Code	Date of Birth	R.T.	50m	100m	150m	Time	Time Behind
1	1	5	CABANES GARZAS Laura	ESP	3 JAN 2006	0.67	28.91	1:01.75	1:36.04	2:11.20	Q
								32.84	34.29	35.16	
2	2	4	BAIEVYCH Alina	GER	26 JUN 2009	0.67	29.44	1:03.26	1:37.20	2:11.44	0.24 Q
								33.82	33.94	34.24	
3	2	5	DUMONT Sarah	BEL	6 MAR 2007	0.71	29.27	1:02.63	1:36.57	2:11.47	0.27 Q
								33.36	33.94	34.90	
4	1	4	ALZETTA Giada	ITA	15 NOV 2006	0.69	29.43	1:02.89	1:37.24	2:12.39	1.19 Q
								33.46	34.35	35.15	
5	2	6	TANIG Defne	TUR	21 JUN 2007	0.75	29.43	1:02.90	1:37.18	2:12.56	1.36 Q
								33.47	34.28	35.38	
6	2	3	FOX Lucy	GBR	1 MAY 2006	0.78	30.08	1:03.58	1:38.19	2:12.66	1.46 Q
								33.50	34.61	34.47	
7	1	3	ABONYI TOTH Glenda	HUN	16 JUL 2006	0.75	29.75	1:03.67	1:38.51	2:12.85	1.65 Q
								33.92	34.84	34.34	
8	2	1	SEKUTI Hana	SLO	26 OCT 2006	0.69	29.75	1:03.59	1:38.38	2:13.25	2.05 Q
								33.84	34.79	34.87	
9	1	2	ONER Nehir	TUR	16 MAR 2008	0.74	30.37	1:04.33	1:38.42	2:13.26	2.06 R
								33.96	34.09	34.84	
10	2	7	VON BONIN Leni	GER	1 MAR 2007	0.85	30.43	1:04.66	1:39.33	2:14.44	3.24 R
								34.23	34.67	35.11	
11	1	6	MISZLAI Mira	HUN	18 JUN 2008	0.67	29.62	1:03.31	1:38.37	2:14.80	3.60
								33.69	35.06	36.43	
12	1	7	PORCARI Anna	ITA	25 SEP 2006	0.72	30.39	1:04.77	1:39.62	2:14.92	3.72
								34.38	34.85	35.30	
13	2	8	PRICE Edith	GBR	2 FEB 2009	0.70	30.48	1:04.94	1:40.75	2:16.47	5.27
								34.46	35.81	35.72	
14	1	1	BURNS-ATKIN Alana	IRL	7 JAN 2006	0.67	30.50	1:04.83	1:40.23	2:17.06	5.86
								34.33	35.40	36.83	
15	2	2	AVDIC Iman	BIH	23 SEP 2007	0.65	29.61	1:03.64	1:38.82	2:17.07	5.87
								34.03	35.18	38.25	
16	1	8	CHRONI Aikaterini	GRE	19 JUN 2007	0.73	30.53	1:05.43	1:41.16	2:19.09	7.89
								34.90	35.73	37.93	

Legend:			
CR	Championship Record	EJ	European Junior Record
R.T.	Reaction Time	WJ	World Junior Record
		Q	Qualified for next phase
		R	Reserve

Results

Event Number 27

	Record	Splits			NAT (Relay)	Location	Date
WJ	3:44.84	53.89	1:53.20	2:51.24	USA - United States of America	Budapest (HUN)	21 AUG 2019
CR	3:47.99	1:00.15	2:01.05	2:53.05	RUS - Russian Federation	Helsinki (FIN)	7 JUL 2018
EJ	3:47.99	1:00.15	2:01.05	2:53.05	RUS - Russian Federation	Helsinki (FIN)	7 JUL 2018

Rank	Lane	NAT / Name	Gender	R.T.	50m	100m	Time	Time Behind
1	7	GBR - Great Britain					3:49.55	
		KINSMAN Blythe	F	0.66	29.61	1:02.10	(6) 1:02.10	
		MORGAN Max	M	0.17	27.75	1:00.29	(4) 2:02.39	
		FINCH Nicholas	M	0.23	24.57	52.78	(2) 2:55.17	
2	6	ITA - Italy					3:49.95	0.40
		DEL SIGNORE Daniele	M	0.57	26.49	54.83	(2) 54.83	
		MATI Irene	F	0.19	31.17	1:09.08	(7) 2:03.91	
		MOMONI Daniele	M	0.00	23.54	51.64	(3) 2:55.55	
3	3	LTU - Lithuania					3:50.23	0.68
		KAUSPEDAS Mantas	M	0.58	26.57	54.68	(1) 54.68	
		PLYTNYKAITE Smilte	F	0.26	31.32	1:07.38	(3) 2:02.06	
		TREPOCKA Kristupas	M	0.33	24.75	52.95	(1) 2:55.01	
4	1	ROU - Romania					3:51.09	1.54
		SILISTEANU Daria-Mariuca	F	0.57	29.67	1:00.96	(5) 1:00.96	
		COMAN Darius-Stefan	M	0.60	29.26	1:02.50	(6) 2:03.46	
		MIHALACHE Vlad-Stefan	M	0.17	24.15	52.97	(6) 2:56.43	
5	4	POL - Poland					3:51.65	2.10
		URBANIAK Olivier	M	0.66	27.33	56.28	(3) 56.28	
		GAJDA Jan	M	0.05	27.82	1:01.13	(1) 1:57.41	
		KAMZOL Flawia	F	0.29	27.11	58.72	(4) 2:56.13	
6	2	DEN - Denmark					3:52.51	2.96
		KROGH Emma Brogaard	F	0.68	30.63	1:03.13	(8) 1:03.13	
		ELIASSEN Sebastian	M	0.29	29.42	1:02.42	(8) 2:05.55	
		DAMBORG Martine	F	0.36	26.90	57.98	(8) 3:03.53	
7	5	ESP - Spain					3:52.58	3.03
		COSTA DE VICENTE Sara	F	0.61	30.49	1:02.11	(7) 1:02.11	
		CADEVALL MICOLAU Nil	M	0.01	28.45	1:01.26	(5) 2:03.37	
		LOPEZ GUILLEN Javier	M	0.29	24.63	52.91	(5) 2:56.28	
8	8	HUN - Hungary					3:56.78	7.23
		KOVACS Botond	M	0.60	27.49	57.22	(4) 57.22	
		ESZES Janos	M	0.36	29.34	1:03.34	(2) 2:00.56	
		KOMOROCZY Lora	F	0.06	27.34	1:00.14	(7) 3:00.70	
8	8	HUN - Hungary						
		REKASI Eszter	F	0.29	26.48	56.08		

Legend:

CR	Championship Record	EJ	European Junior Record	F	Female	M	Male
R.T.	Reaction Time	WJ	World Junior Record				

Medallists

Medal	Name	NAT
GOLD	TONRATH NOLLGEN Estella Llum	ESP - Spain
SILVER	PRISECARIU Aissia-Claudia	ROU - Romania
BRONZE	MOLNAR Dora	HUN - Hungary



Medallists

Medal	Name	NAT
GOLD	MOMONI Daniele	ITA - Italy
SILVER	MIKNIC Maro	CRO - Croatia
BRONZE	DUMESNIL Ethan	FRA - France





Medallists

Medal	Name	NAT
GOLD	SHORTT John	IRL - Ireland
SILVER	DEL SIGNORE Daniele	ITA - Italy
BRONZE	CONSTANTINESCU Alexandru	ROU - Romania



Medallists


Medal	Name	NAT
GOLD	LUDWIG Lena	GER - Germany
SILVER	TAYLOR Theodora	GBR - Great Britain
BRONZE	SCHNEIDER Hannah	GER - Germany





Medallists


Medal	Name	NAT
GOLD	BALLARATI Lorenzo	ITA - Italy
SILVER	HOEK LE GUENEDAL Luca	ESP - Spain
BRONZE	JUSKA Tėjus	LTU - Lithuania





Medallists

Medal	Name	NAT
GOLD	YOGURTCUOGLU Doruk	TUR - Türkiye
SILVER	NOWACKI Filip	GBR - Great Britain
BRONZE	MANOLOV Maksim	BUL - Bulgaria





Medallists

Medal	Name	NAT
GOLD	BADEA Robert-Andrei	ROU - Romania
SILVER	DE GREGORIO Domenico	ITA - Italy
BRONZE	OKSUZ Onur Ege	TUR - Türkiye

Medallists

Medal	NAT	Name	Gender
GOLD	GBR - Great Britain	KINSMAN Blythe	F
		MORGAN Max	M
		FINCH Nicholas	M
		WIDDOWS Hollie	F
		COOPER Phoebe	F
		FEARN Dean	M
		OKARO Izabella	F
SILVER	ITA - Italy	DEL SIGNORE Daniele	M
		MATI Irene	F
		MOMONI Daniele	M
		CURTIS Sara	F
		DONDOLI Andrea	M
		LAZZARI Davide	M
		SAMA Chiara	F
		SANTAMBROGIO Caterina	F
BRONZE	LTU - Lithuania	KAUSPEDAS Mantas	M
		PLYTNYKAITE Smilte	F
		TREPOCKA Kristupas	M
		STATKEVICIUS Sylvania	F
		JURKUNAITE Ieva	F

Note:
The first four athletes for each NAT competed in the final.

Legend:
F Female M Male

Results Summary

Event Number 17

	Record	Splits		Name	NAT Code	Location	Date	
WJ	2:03.35	29.06	1:00.37	1:31.84	SMITH Regan	USA	Gwangju (KOR)	26 JUL 2019
CR	2:08.97	29.93	1:02.24	1:35.60	EGOROVA Polina	RUS	Netanya (ISR)	29 JUN 2017
EJ	2:06.62			BEST TIME				

Rank	Heat	Lane	Name	NAT Code	Date of Birth	R.T.	50m	100m	150m	Time	Time Behind
1	4	4	TONRATH NOLLGEN EL	ESP	18 JAN 2007	0.58	30.68	1:03.99	1:37.82	2:11.67	Q
								33.31	33.83	33.85	
2	5	4	MOLNAR Dora	HUN	29 JUN 2006	0.66	31.54	1:05.00	1:38.93	2:12.59	0.92 Q
								33.46	33.93	33.66	
3	3	5	SEIDEL Lise	GER	8 DEC 2006	0.61	30.89	1:04.91	1:38.63	2:12.93	1.26 Q
								34.02	33.72	34.30	
4	3	4	PRISECARIU Aissia-Claudia	ROU	15 APR 2008	0.63	31.16	1:05.42	1:40.30	2:14.02	2.35 Q
								34.26	34.88	33.72	
5	5	5	GARRIDO MALVAR Nahia	ESP	22 AUG 2007	0.60	31.61	1:05.47	1:39.70	2:14.05	2.38 Q
								33.86	34.23	34.35	
6	4	5	COSTA DE VICENTE Sara	ESP	6 NOV 2009	0.62	31.42	1:05.74	1:40.61	2:14.63	2.96
								34.32	34.87	34.02	
7	3	3	ZUR BRUGGE Ewa	GER	19 SEP 2008	0.64	31.26	1:05.57	1:40.54	2:14.76	3.09 Q
								34.31	34.97	34.22	
8	5	6	MONTASSIER Shadee	FRA	7 APR 2007	0.62	30.89	1:04.79	1:39.81	2:14.78	3.11 Q
								33.90	35.02	34.97	
9	5	3	ENGELSE Jinth	NED	28 SEP 2008	0.64	30.96	1:04.97	1:39.76	2:14.90	3.23 Q
								34.01	34.79	35.14	
10	2	8	SIMCHA Ofir	ISR	5 FEB 2009	0.71	32.08	1:06.75	1:40.98	2:15.56	3.89 Q
								34.67	34.23	34.58	
11	4	2	VIACAVA Giulia Jana	SRB	11 OCT 2006	0.68	31.80	1:06.32	1:41.05	2:15.61	3.94 Q
								34.52	34.73	34.56	
12	3	1	ZAITEVA Natalia	MDA	29 AUG 2007	0.67	32.19	1:05.72	1:40.40	2:15.64	3.97 Q
								33.53	34.68	35.24	
13	3	6	KARABACZ Martyna	GBR	31 DEC 2008	0.61	32.28	1:06.07	1:40.55	2:15.87	4.20 Q
								33.79	34.48	35.32	
14	4	8	DEL MEDICO Giada	ITA	2 JUL 2006	0.63	32.24	1:06.04	1:41.04	2:16.16	4.49 Q
								33.80	35.00	35.12	
15	3	7	BOSCARO Benedetta	ITA	13 DEC 2008	0.64	31.77	1:06.19	1:41.07	2:17.33	5.66 Q
								34.42	34.88	36.26	
16	5	2	KOHLMANN Laura Sophie	GER	25 MAY 2009	0.68	31.98	1:05.97	1:42.13	2:17.85	6.18
								33.99	36.16	35.72	
17	5	8	TIND Falka	DEN	8 FEB 2006	0.59	32.65	1:07.45	1:42.72	2:18.06	6.39 Q
								34.80	35.27	35.34	
18	3	8	FLIKSHTAIN Meital	ISR	20 AUG 2007	0.67	33.34	1:08.12	1:43.15	2:18.22	6.55 Q
								34.78	35.03	35.07	
19	3	2	LECHEVALIER Jeanne	FRA	8 DEC 2009	0.61	32.60	1:07.22	1:42.70	2:18.64	6.97 R
								34.62	35.48	35.94	
20	4	7	BARBA Sofia	ITA	12 SEP 2008	0.54	32.82	1:06.90	1:41.78	2:18.66	6.99
								34.08	34.88	36.88	
21	4	3	PYRILI Despoina	GRE	1 JUN 2008	0.55	31.28	1:05.69	1:41.56	2:18.72	7.05 R
								34.41	35.87	37.16	
22	5	1	SOHN Ida	DEN	22 JUL 2008	0.62	33.57	1:09.10	1:44.59	2:18.93	7.26
								35.53	35.49	34.34	
23	3	0	GERIKSONAITE Patricija	LTU	14 AUG 2007	0.67	32.58	1:08.26	1:44.53	2:19.20	7.53
								35.68	36.27	34.67	

Results Summary

Event Number 17

Rank	Heat	Lane	Name	NAT Code	Date of Birth	R.T.	50m	100m	150m	Time	Time Behind
24	2	0	KROGH Emma Brogaard	DEN	31 JAN 2007	0.73	33.25	1:08.24 34.99	1:44.32 36.08	2:19.26 34.94	7.59
25	2	5	RAKOVA Darina	BUL	23 JUL 2007	0.61	33.02	1:07.77 34.75	1:42.83 35.06	2:19.27 36.44	7.60
26	5	7	BLUMIN Xenia	SUI	30 SEP 2006	0.63	32.09	1:07.41 35.32	1:42.84 35.43	2:19.30 36.46	7.63
27	4	1	FREDEKSEN Ida Marie	DEN	26 JUL 2008	0.61	32.83	1:07.93 35.10	1:43.83 35.90	2:19.32 35.49	7.65
28	2	3	POCIUTE Emilija	LTU	30 DEC 2008	0.57	32.13	1:07.81 35.68	1:43.88 36.07	2:19.52 35.64	7.85
29	2	6	MCNAIR Suzanne	GBR	28 MAR 2007	0.67	33.30	1:08.61 35.31	1:43.92 35.31	2:19.58 35.66	7.91
30	2	2	JAKSTAITE Auguste	LTU	16 MAY 2008	0.61	32.69	1:07.61 34.92	1:43.76 36.15	2:19.75 35.99	8.08
31	2	7	JANISZEWSKA Natalia	POL	13 MAY 2006	0.71	32.99	1:08.48 35.49	1:44.10 35.62	2:19.97 35.87	8.30
32	2	4	PODRZAVNIK Zara	SLO	22 SEP 2008	0.65	33.42	1:09.09 35.67	1:44.92 35.83	2:20.12 35.20	8.45
33	2	9	SAHIN Zeynep Selin	TUR	10 AUG 2006	0.68	33.62	1:08.70 35.08	1:45.12 36.42	2:20.29 35.17	8.62
34	1	4	HAK Anastasia	SUI	26 APR 2010	0.73	31.69	1:06.67 34.98	1:43.78 37.11	2:20.46 36.68	8.79
35	1	3	ROSSI Greta	ITA	8 JAN 2009	0.68	30.31	1:05.94 35.63	1:44.53 38.59	2:20.71 36.18	9.04
36	4	0	LUC Vicky	SWE	11 SEP 2007	0.56	31.91	1:07.55 35.64	1:44.83 37.28	2:21.01 36.18	9.34
37	5	9	RICHARD Manon	SUI	30 OCT 2007	0.55	33.27	1:08.88 35.61	1:45.28 36.40	2:21.19 35.91	9.52
38	4	9	BUSSELS Fleur	BEL	20 FEB 2008	0.61	33.20	1:08.89 35.69	1:45.38 36.49	2:21.60 36.22	9.93
39	3	9	VETERKOV BILOKON Maria	ESP	18 JAN 2008	0.63	32.99	1:09.42 36.43	1:45.85 36.43	2:21.68 35.83	10.01
40	4	6	OZDABAN Esra Simay	TUR	13 JAN 2007	0.72	33.81	1:09.41 35.60	1:45.85 36.44	2:22.41 36.56	10.74
41	2	1	HOLLINSKY Aviva	AUT	14 MAY 2008	0.89	33.14	1:08.70 35.56	1:45.73 37.03	2:23.69 37.96	12.02
42	1	5	MITBAUER Maria Angelina	SUI	7 MAY 2009	0.77	33.23	1:09.33 36.10	1:46.85 37.52	2:24.55 37.70	12.88
43	5	0	HORVATHOVA Terezia	SVK	15 NOV 2007	0.63	31.67	1:06.68 35.01	1:45.79 39.11	2:26.99 41.20	15.32

Legend:							
CR	Championship Record	EJ	European Junior Record	Q	Qualified for next phase	R	Reserve
R.T.	Reaction Time	WJ	World Junior Record				

Results Summary

Event Number 18

	Record	Split	Name	NAT Code	Location	Date
WJ	50.62	23.85	MILAK Kristof	HUN	Budapest (HUN)	29 JUL 2017
CR	51.35	24.12	KUIMOV Egor	RUS	Netanya (ISR)	2 JUL 2017
EJ	50.62	23.85	MILAK Kristof	HUN	Budapest (HUN)	29 JUL 2017

Rank	Heat	Lane	Name	NAT Code	Date of Birth	R.T.	50m	Time	Time Behind
1	7	5	MIKNIC Maro	CRO	2 FEB 2006	0.66	24.25	52.85 28.60	Q
2	6	4	MOMONI Daniele	ITA	16 DEC 2006	0.62	24.41	52.89 28.48	0.04 Q
=3	6	2	AKKOYUN Arda	TUR	31 AUG 2007	0.65	24.76	53.36 28.60	0.51 Q
=3	7	2	FINCH Nicholas	GBR	19 JUL 2006	0.60	24.87	53.36 28.49	0.51 Q
5	5	4	LOPEZ GUILLEN Javier	ESP	21 DEC 2006	0.70	25.10	53.42 28.32	0.57 Q
6	7	3	PHILIPPS Alexandre	FRA	4 FEB 2006	0.60	24.69	53.43 28.74	0.58 Q
7	6	3	MIHALACHE Vlad-Stefan	ROU	20 JUN 2006	0.67	24.80	53.46 28.66	0.61 Q
8	7	4	EDL Lukas	AUT	14 NOV 2006	0.64	24.31	53.51 29.20	0.66 Q
9	6	5	DUMESNIL Ethan	FRA	29 MAR 2006	0.63	25.07	53.66 28.59	0.81 Q
10	7	8	BAGI Zoltan	HUN	12 JUL 2007	0.63	24.82	53.67 28.85	0.82 Q
11	5	2	EXPOSITO Angel	FRA	30 MAR 2006	0.61	25.11	53.71 28.60	0.86
12	5	6	KOCH Julian	GER	15 JAN 2006	0.64	24.86	53.91 29.05	1.06 Q
13	6	6	VERGINE Alan	ITA	17 FEB 2006	0.70	25.25	53.96 28.71	1.11 Q
14	5	8	JOVANOVIC Luka	SRB	2 OCT 2007	0.65	24.76	53.98 29.22	1.13 Q
15	7	6	DEL RIEGO TORRES Teo	ESP	25 APR 2006	0.63	24.67	54.15 29.48	1.30 Q
16	6	7	ANTAL David	HUN	21 AUG 2008	0.66	25.53	54.30 28.77	1.45 Q
17	5	3	RAJE Michael	GER	24 MAR 2006	0.66	24.91	54.32 29.41	1.47 Q
18	6	1	PALMISANI MC	ITA	28 MAY 2006	0.63	25.49	54.42 28.93	1.57
19	5	5	FERNANDEZ RODRIGO Isak	ESP	13 SEP 2007	0.67	25.34	54.48 29.14	1.63
20	7	7	FEARN Dean	GBR	10 FEB 2008	0.62	24.73	54.54 29.81	1.69 R
21	3	8	DRACIC Kenan	BIH	21 OCT 2006	0.64	25.51	54.67 29.16	1.82 R
22	4	3	PILIPOVIC Ognjen	SRB	21 FEB 2006	0.60	25.79	54.68 28.89	1.83
23	5	0	BASILE Enrico	SUI	8 AUG 2006	0.63	25.54	54.69 29.15	1.84

Results Summary

Event Number 18

Rank	Heat	Lane	Name	NAT Code	Date of Birth	R.T.	50m	Time	Time Behind
24	7	1	MACHT Sascha	GER	10 FEB 2006	0.65	25.51	54.75 29.24	1.90
25	6	9	KLEV Elias	NOR	31 AUG 2006	0.72	26.16	54.80 28.64	1.95
26	6	8	AHNERT Franz	GER	6 MAR 2006	0.69	25.58	54.87 29.29	2.02
27	3	0	SORENSEN Sander K.	NOR	8 MAY 2007	0.62	25.63	55.03 29.40	2.18
28	3	9	DWORAKOWSKI Blazej	POL	22 MAY 2007	0.68	25.84	55.05 29.21	2.20
29	4	4	ZAUTASVILI Aron	FIN	29 MAY 2006	0.72	25.04	55.06 30.02	2.21
30	7	0	POLYZOUDIS Konstantinos	GRE	20 OCT 2006	0.67	25.61	55.10 29.49	2.25
31	5	1	KOTENKO Mykola	UKR	20 JAN 2007	0.71	25.57	55.16 29.59	2.31
32	4	6	PEREIRA Rodrigo	POR	29 APR 2006	0.61	25.47	55.30 29.83	2.45
=33	3	1	MARTINOVIC Matej	SVK	8 SEP 2006	0.66	25.51	55.34 29.83	2.49
=33	5	9	POPIEL Mikolaj	POL	1 JAN 2006	0.67	25.60	55.34 29.74	2.49
35	3	2	BERNOTAS Martynas	LTU	29 JUN 2009	0.64	25.64	55.37 29.73	2.52
=36	4	0	SACU Faulos	SUI	17 JUN 2006	0.67	26.08	55.47 29.39	2.62
=36	4	9	ELMEDYB Elias	DEN	30 MAY 2006	0.62	25.80	55.47 29.67	2.62
38	6	0	JOZWIAK Tymoteusz	POL	27 APR 2008	0.75	25.93	55.69 29.76	2.84
=39	2	5	POP Mihnea-Andrei	ROU	2 OCT 2008	0.68	25.02	55.71 30.69	2.86
=39	4	7	DONNELLAN Sean	IRL	21 APR 2007	0.66	26.21	55.71 29.50	2.86
41	3	7	VAN HOOYDONCK Vincent	BEL	2 FEB 2007	0.67	25.99	55.72 29.73	2.87
42	2	6	KOPF Viktor	AUT	10 NOV 2007	0.61	26.09	55.80 29.71	2.95
43	4	2	ROZENFELD Itay	ISR	17 SEP 2006	0.59	26.29	55.83 29.54	2.98
44	2	7	BRISENFELDT Isak Dag	FRO	9 NOV 2006	0.66	26.41	55.84 29.43	2.99
45	3	3	KOSKELA Roope	FIN	14 SEP 2007	0.64	25.66	55.85 30.19	3.00
46	4	5	DOVELLOS GC	CYP	28 APR 2008	0.77	26.06	55.87 29.81	3.02
47	3	6	REICH Richard	SVK	11 JUL 2006	0.67	26.39	55.93 29.54	3.08
48	3	5	KATANA Jakub	POL	29 JUL 2007	0.69	25.94	55.96 30.02	3.11
49	2	3	SOTTILE Enrico	SUI	3 SEP 2007	0.70	26.14	56.03 29.89	3.18

Results Summary

Event Number 18

Rank	Heat	Lane	Name	NAT Code	Date of Birth	R.T.	50m	Time	Time Behind
=50	3	4	HYLDIG Valdemar Hoffmann	DEN	9 JUL 2008	0.68	25.77	56.07 30.30	3.22
=50	4	8	SPATHARAKIS Nikolaos	GRE	19 OCT 2007	0.66	26.08	56.07 29.99	3.22
52	7	9	MAKSIC Nemanja	SRB	20 APR 2008	0.62	26.30	56.13 29.83	3.28
53	2	4	ALEKSEJEVS Elijs	LAT	12 APR 2006	0.68	26.16	56.53 30.37	3.68
54	2	2	MARKOVIC Filip	SUI	18 NOV 2008	0.67	26.16	56.71 30.55	3.86
55	1	5	RANTASUO Konsta	FIN	8 AUG 2006	0.62	26.49	57.08 30.59	4.23
56	4	1	CORUMLU Can	TUR	2 JAN 2006	0.66	26.74	57.27 30.53	4.42
57	1	6	ZEYTIINOGLU Emre Sarp	TUR	9 MAY 2007	0.73	27.20	57.45 30.25	4.60
58	2	1	VORONA Pavel	MDA	24 APR 2006	0.60	26.94	57.79 30.85	4.94
59	2	0	MERKER Tobias	CZE	18 AUG 2008	0.67	26.62	58.35 31.73	5.50
60	2	8	WANNEM Emil	SWE	26 APR 2006	0.63	26.87	58.80 31.93	5.95
61	2	9	RAICONOKS Lauris	LAT	10 AUG 2006	0.68	26.67	59.13 32.46	6.28
62	1	3	GRIGORYAN Gor	ARM	25 MAY 2006	0.65	27.25	59.29 32.04	6.44
63	1	4	ALLARAJ Lajdi	ALB	18 FEB 2008	0.67	28.30	1:01.86 33.56	9.01
	5	7	TREPOCKA Kristupas	LTU	22 MAY 2006			DNS	

Legend:

=	Equal rank	CR	Championship Record	DNS	Did Not Start	EJ	European Junior Record
Q	Qualified for next phase	R	Reserve	R.T.	Reaction Time	WJ	World Junior Record

Results Summary

REVISED
4 JUL 11:43

Event Number 19

	Record	Splits		Name	NAT Code	Location	Date	
WJ	1:55.14	26.99	56.14	1:25.97	KOLESNIKOV Kliment	RUS	Budapest (HUN)	28 JUL 2017
CR	1:55.79	27.23	56.44	1:26.24	ZHELTYAKOV Oleksandr	UKR	Belgrade (SRB)	7 JUL 2023
EJ	1:55.14	26.99	56.14	1:25.97	KOLESNIKOV Kliment	RUS	Budapest (HUN)	28 JUL 2017

Rank	Heat	Lane	Name	NAT Code	Date of Birth	R.T.	50m	100m	150m	Time	Time Behind
1	4	4	SHORTT John	IRL	7 FEB 2007	0.59	28.34	59.52	1:29.89	2:00.23	Q
2	4	5	DEL SIGNORE Daniele	ITA	22 JAN 2007	0.62	28.10	58.71	1:29.68	2:00.46	0.23 Q
3	2	4	KOVATS Alex	HUN	14 MAR 2006	0.68	28.57	58.85	1:29.64	2:00.48	0.25 Q
4	2	5	CONSTANTINESCU Alexandru	ROU	27 APR 2006	0.63	28.40	1:00.10	1:31.14	2:00.86	0.63 Q
5	3	4	VENINI Matteo	ITA	29 AUG 2007	0.68	28.53	59.02	1:30.93	2:01.58	1.35 Q
6	4	3	DENYSENKO Anton	UKR	10 OCT 2008	0.63	28.87	1:00.24	1:31.89	2:02.65	2.42 Q
7	3	6	GONZALEZ CABELLO Carlos	ESP	5 AUG 2007	0.67	28.65	59.89	1:31.41	2:02.91	2.68 Q
8	2	3	NAVARRO LOSADA Sergi	ESP	19 JAN 2007	0.58	28.98	1:00.08	1:31.60	2:03.11	2.88 Q
9	4	7	RAFNSSON Gudmundur Leo	ISL	16 AUG 2006	0.62	28.62	59.65	1:31.17	2:03.15	2.92 Q
10	3	3	LAZZARI Davide	ITA	2 DEC 2006	0.62	28.94	59.47	1:31.10	2:03.21	2.98
11	3	5	GOLDIN Aukan	ISR	14 JUL 2007	0.61	28.81	59.93	1:32.03	2:03.29	3.06 Q
12	2	2	BYRNE Brydan	IRL	14 FEB 2007	0.61	29.05	1:00.62	1:31.66	2:03.50	3.27 Q
13	3	1	DODDS Oscar	GBR	21 MAY 2006	0.73	28.94	59.37	1:31.14	2:03.61	3.38 Q
14	3	7	ZUBELDIA OTEIZA Mattin	ESP	20 AUG 2007	0.65	28.89	59.38	1:31.24	2:03.82	3.59
15	1	3	FRANCISCO Silva	POR	14 MAR 2006	0.58	28.62	1:00.11	1:31.41	2:03.88	3.65 Q
16	4	8	CHERRINGTON Conor	GBR	5 JAN 2006	0.55	29.04	1:00.82	1:32.61	2:04.10	3.87 Q
17	2	1	GRUDINSKIJ Dominik	LTU	17 APR 2008	0.57	29.60	1:00.91	1:32.75	2:04.13	3.90 Q
18	4	1	PERCIBALLI Leonardo	ITA	30 SEP 2006	0.68	29.78	1:00.87	1:32.85	2:04.44	4.21
19	3	2	STEINBERG Lev	ISR	1 FEB 2007	0.63	29.68	1:00.61	1:32.81	2:04.46	4.23 Q
20	1	8	MURENAS Arminas	LTU	17 MAR 2007	0.57	29.16	1:00.71	1:33.08	2:05.01	4.78 R
=21	1	6	ACAR Can	TUR	16 JUN 2009	0.63	29.29	1:01.53	1:33.41	2:05.16	4.93 R
=21	2	9	COHEN Niv	ISR	26 JAN 2006	0.58	28.61	1:00.16	1:32.63	2:05.16	4.93
23	2	7	URBANIAK Olivier	POL	1 JUN 2007	0.60	29.20	1:01.11	1:33.24	2:05.23	5.00

Results Summary

REVISED
4 JUL 11:43

Event Number 19

Rank	Heat	Lane	Name	NAT Code	Date of Birth	R.T.	50m	100m	150m	Time	Time Behind
24	3	0	KIRILOV Daren	BUL	26 FEB 2007	0.68	28.87	1:00.60 31.73	1:33.66 33.06	2:05.55 31.89	5.32
25	5	5	MASLO Strahinja	SRB	11 DEC 2006	0.62	29.02	1:00.60 31.58	1:33.27 32.67	2:06.10 32.83	5.87
26	1	7	POLANCAK Vito	CRO	5 JUL 2007	0.63	28.97	1:00.49 31.52	1:33.51 33.02	2:06.17 32.66	5.94
=27	3	8	PAPATHEODOROU Nikolaos	GRE	22 APR 2009	0.56	29.55	1:01.07 31.52	1:33.52 32.45	2:06.18 32.66	5.95
=27	4	0	JANUARIO Tomas	POR	24 OCT 2006	0.68	28.94	1:00.94 32.00	1:33.80 32.86	2:06.18 32.38	5.95
29	4	9	OKSUZ Onur Ege	TUR	1 JUN 2007	0.70	29.57	1:01.47 31.90	1:34.22 32.75	2:06.42 32.20	6.19
30	1	2	DAGYS Erikas	LTU	16 DEC 2007	0.63	29.07	1:00.96 31.89	1:34.31 33.35	2:06.59 32.28	6.36
31	2	8	GOSPODINOV Todor	BUL	18 FEB 2006	0.62	29.15	1:02.35 33.20	1:35.10 32.75	2:06.70 31.60	6.47
32	3	9	NIEMINEN Ilmari	FIN	10 JUL 2007	0.64	29.34	1:01.17 31.83	1:33.70 32.53	2:06.72 33.02	6.49
33	2	0	TUSKENIS Mykolas	LTU	12 APR 2009	0.64	29.31	1:01.62 32.31	1:34.11 32.49	2:06.79 32.68	6.56
34	4	6	HAMMER Finn	GER	23 FEB 2006	0.67	30.18	1:02.99 32.81	1:35.99 33.00	2:08.81 32.82	8.58
35	1	1	IODACHE Tudor-Andrei	ROU	6 JUL 2008	0.60	29.68	1:01.86 32.18	1:35.60 33.74	2:08.87 33.27	8.64
36	4	2	KOVACS Botond	HUN	25 OCT 2007	0.63	30.69	1:04.77 34.08	1:39.64 34.87	2:14.80 35.16	14.57
37	1	0	BUDIMA Arion	KOS	24 APR 2008	0.74	32.77	1:08.94 36.17	1:45.81 36.87	2:20.61 34.80	20.38
	1	4	BERNARDON Julio	SUI	10 DEC 2006					DNS	
	2	6	DEICMANS Nikolass	LAT	8 APR 2006					DSQ	

Legend:

=	Equal rank	CR	Championship Record	DNS	Did Not Start	DSQ	Disqualified
EJ	European Junior Record	Q	Qualified for next phase	R	Reserve	R.T.	Reaction Time
WJ	World Junior Record						

Results Summary

Event Number 20

	Record	Splits	Name	NAT Code	Location	Date
WJ	2:19.64	32.10 1:07.59 1:43.52	GUNES Viktoria	TUR	Singapore (SGP)	30 AUG 2015
CR	2:21.07	32.52 1:08.64 1:45.13	CHIKUNOVA Evgeniia	RUS	Kazan (RUS)	4 JUL 2019
EJ	2:19.64	32.10 1:07.59 1:43.52	GUNES Viktoria Zeynep	TUR	Singapore (SGP)	30 AUG 2015

Rank	Heat	Lane	Name	NAT Code	Date of Birth	R.T.	50m	100m	150m	Time	Time Behind
1	3	4	LUDWIG Lena	GER	31 MAY 2007	0.63	33.51	1:11.63 38.12	1:50.32 38.69	2:29.49 39.17	Q
2	2	5	MANCINI Lucrezia	ITA	8 JUL 2008	0.66	33.96	1:12.11 38.15	1:50.48 38.37	2:29.52 39.04	0.03 Q
3	3	3	SCHNEIDER Hannah	GER	21 FEB 2008	0.61	33.55	1:11.64 38.09	1:50.43 38.79	2:30.37 39.94	0.88 Q
4	4	6	VASS Brigitta	ROU	28 JUL 2007	0.76	34.54	1:12.74 38.20	1:50.91 38.17	2:30.68 39.77	1.19 Q
5	3	5	NYSTRAND Lisa	SWE	15 MAY 2006	0.77	34.03	1:12.09 38.06	1:50.72 38.63	2:30.71 39.99	1.22 Q
6	2	6	WRONA Ewa	POL	9 MAY 2006	0.73	34.23	1:12.37 38.14	1:50.90 38.53	2:31.15 40.25	1.66 Q
7	4	3	CREPALDI Giorgia	ITA	23 JAN 2007	0.63	35.13	1:13.28 38.15	1:52.20 38.92	2:31.58 39.38	2.09 Q
8	2	4	BUKVIC Martina	SRB	24 MAY 2006	0.68	34.43	1:12.36 37.93	1:51.41 39.05	2:31.71 40.30	2.22 Q
=9	2	7	ZAPOTOCKA Natalie	CZE	26 AUG 2007	0.71	34.50	1:13.37 38.87	1:52.25 38.88	2:31.85 39.60	2.36 Q
=9	4	5	TAYLOR Theodora	GBR	21 FEB 2009	0.73	34.18	1:13.33 39.15	1:52.72 39.39	2:31.85 39.13	2.36 Q
11	3	1	MUSTONEN Veera	FIN	10 NOV 2008	0.57	34.88	1:13.63 38.75	1:53.13 39.50	2:32.36 39.23	2.87 Q
12	3	7	TENCIU Alecsia-Maria	ROU	23 JAN 2009	0.60	35.02	1:14.08 39.06	1:53.63 39.55	2:32.46 38.83	2.97 Q
13	2	2	LENZE Sophie	GER	19 JAN 2006	0.76	34.62	1:13.16 38.54	1:52.61 39.45	2:32.96 40.35	3.47
14	2	3	BIANCHI Charlotte	GBR	1 MAY 2006	0.71	34.90	1:13.17 38.27	1:52.55 39.38	2:33.15 40.60	3.66 Q
15	4	1	STANCIKAITE Guoda	LTU	2 AUG 2007	0.72	34.32	1:13.01 38.69	1:52.88 39.87	2:33.17 40.29	3.68 Q
16	4	4	PINEDA LOPEZ Nayara	ESP	30 JAN 2008	0.65	34.61	1:12.56 37.95	1:52.43 39.87	2:33.61 41.18	4.12 Q
17	3	2	GERDEJ Nija	SLO	1 MAR 2007	0.69	34.64	1:13.33 38.69	1:53.21 39.88	2:34.07 40.86	4.58 Q
18	2	8	ZSEBOK Laura	HUN	15 JUN 2006	0.74	34.66	1:14.19 39.53	1:53.98 39.79	2:34.37 40.39	4.88 R
19	4	8	STENBECK Alice	SWE	20 JUN 2006	0.73	34.55	1:13.02 38.47	1:52.46 39.44	2:34.52 42.06	5.03 R
20	2	1	CONNERY Niamh	IRL	1 OCT 2008	0.75	35.64	1:14.76 39.12	1:54.10 39.34	2:34.64 40.54	5.15
21	4	9	CARTER Jasmine	GBR	2 APR 2009	0.76	35.21	1:14.86 39.65	1:54.99 40.13	2:34.93 39.94	5.44
22	4	7	SYSLO Julia	AUT	2 JUN 2009	0.74	35.19	1:14.99 39.80	1:55.30 40.31	2:35.93 40.63	6.44
23	4	2	RUIZ SANCHEZ Jimena	ESP	13 JUL 2007	0.75	34.58	1:13.83 39.25	1:54.71 40.88	2:36.95 42.24	7.46

Event 20
4 JUL 2024 - 10:23

Women's 200m Breaststroke

Results Summary

Event Number 20

Rank	Heat	Lane	Name	NAT Code	Date of Birth	R.T.	50m	100m	150m	Time	Time Behind
24	2	0	AYZBRUCH Keren	ISR	26 MAR 2006	0.66	34.61	1:13.73 39.12	1:55.17 41.44	2:38.54 43.37	9.05
25	3	9	SALU Egle	EST	21 JUN 2007	0.71	34.71	1:15.95 41.24	1:57.94 41.99	2:39.42 41.48	9.93
26	3	0	ABRACINSKAITE Rugile	LTU	21 JAN 2007	0.70	36.93	1:19.99 43.06	1:59.72 39.73	2:39.80 40.08	10.31
27	4	0	HALLER Rahel	SUI	13 AUG 2009	0.69	35.58	1:16.34 40.76	1:58.77 42.43	2:40.15 41.38	10.66
28	1	6	JONES Ava	IRL	5 JUN 2008	0.68	35.21	1:16.22 41.01	1:57.77 41.55	2:40.58 42.81	11.09
29	1	4	ALLAR Maud	LUX	2 JAN 2008	0.68	36.03	1:16.74 40.71	1:58.39 41.65	2:41.40 43.01	11.91
30	1	2	STOLTENHOFF Katrine	DEN	17 AUG 2006	0.68	36.44	1:17.82 41.38	1:59.75 41.93	2:42.04 42.29	12.55
31	1	5	HEIKKILA Linnea	FIN	7 FEB 2008	0.69	35.92	1:16.84 40.92	1:58.78 41.94	2:42.29 43.51	12.80
32	1	7	BARTHEL Emma	LUX	27 APR 2010	0.68	37.44	1:19.26 41.82	2:01.37 42.11	2:43.05 41.68	13.56
33	1	8	KAITURI Ellen	FIN	25 JAN 2006	0.64	36.83	1:17.93 41.10	1:59.91 41.98	2:43.07 43.16	13.58
34	1	3	GRUCHALAKOVA Laura	SVK	22 AUG 2006	0.68	37.20	1:18.83 41.63	2:01.25 42.42	2:43.14 41.89	13.65
35	2	9	CEJPKOVA Rozalie	CZE	21 JAN 2008	0.66	36.54	1:17.61 41.07	1:59.38 41.77	2:43.45 44.07	13.96
36	1	1	RUSSO Luanna	DEN	27 MAY 2006	0.75	37.60	1:19.39 41.79	2:03.21 43.82	2:48.90 45.69	19.41
37	3	8	RADIVCHEVA Katrin	BUL	6 AUG 2008	0.72	36.80	1:20.39 43.59	2:05.01 44.62	2:50.56 45.55	21.07
	3	6	LOHR Kay-Lyn	SUI	18 MAR 2008					DSQ	

Legend:

=	Equal rank	CR	Championship Record	DSQ	Disqualified	EJ	European Junior Record
Q	Qualified for next phase	R	Reserve	R.T.	Reaction Time	WJ	World Junior Record

Results Summary

Event Number 21

	Record	Name	NAT Code	Location	Date
WJ	21.75	ANDREW Michael	USA	Indianapolis (USA)	25 AUG 2017
=WJ	21.75	ANDREW Michael	USA	Indianapolis (USA)	26 AUG 2017
CR	21.83	SELIN Artem	RUS	Kazan (RUS)	7 JUL 2019
EJ	21.83	SELIN Artem	RUS	Kazan (RUS)	7 JUL 2019

Rank	Heat	Lane	Name	NAT Code	Date of Birth	R.T.	Time	Time Behind
1	8	4	BALLARATI Lorenzo	ITA	7 JUN 2006	0.70	22.31	Q
2	6	4	HOEK LE GUENEDAL Luca	ESP	11 MAR 2008	0.62	22.57	0.26 Q
3	8	6	JUSKA Tajus	LTU	17 JAN 2009	0.61	22.65	0.34 Q
4	6	2	MIKNIC Maro	CRO	2 FEB 2006	0.64	22.68	0.37 Q
5	7	5	SHEREMET Nikita	UKR	11 APR 2007	0.65	22.70	0.39 Q
6	7	6	SLAVIK Ondrej	CZE	20 MAR 2006	0.62	22.72	0.41 Q
7	5	1	NENADIC Vlaho	CRO	12 JAN 2006	0.75	22.78	0.47 Q
8	8	8	FOLTYN Jan	CZE	27 JAN 2008	0.60	22.82	0.51 Q
9	7	2	RAJE Michael	GER	24 MAR 2006	0.61	22.89	0.58 Q
=10	6	5	D'AMBROSIO Carlos	ITA	5 FEB 2007	0.61	22.92	0.61 ?
=10	7	4	PASSAFARO Davide	ITA	1 OCT 2006	0.65	22.92	0.61 ?
=12	7	1	PIETRON Przemyslaw	POL	24 JAN 2007	0.63	22.98	0.67 Q
=12	8	3	HARLEM Jakob Austevoll	NOR	6 JAN 2008	0.60	22.98	0.67 Q
=12	8	5	CVETKOV Justin	SRB	12 JUN 2007	0.65	22.98	0.67 Q
15	4	6	CHIAVERSOLI Mirko	ITA	11 MAY 2006	0.69	23.01	0.70
16	8	1	KRISCHKE Jakub Jan	CZE	15 MAR 2006	0.65	23.04	0.73
17	7	3	VERSCHOOTEN Leo	BEL	26 MAR 2006	0.58	23.12	0.81 Q
18	6	3	CHALENDAR Alexandre	FRA	31 MAY 2006	0.65	23.13	0.82 Q
19	7	9	MILLS Jacob	GBR	5 SEP 2007	0.63	23.14	0.83 Q
20	8	7	VAN HOOYDONCK Vincent	BEL	2 FEB 2007	0.62	23.15	0.84 R
=21	6	0	MADEY Konrad	POL	25 MAR 2006	0.69	23.17	0.86 R?
=21	6	8	DIMANOPOULOS Christos	GRE	8 AUG 2008	0.65	23.17	0.86 R?
23	6	7	OZDEMIR Demir	TUR	5 MAY 2008	0.59	23.18	0.87
=24	7	0	FINCH Nicholas	GBR	19 JUL 2006	0.59	23.27	0.96
=24	7	8	SHAPOVALOV Danil	UKR	15 AUG 2007	0.67	23.27	0.96
26	4	3	GRAY Henry	GBR	20 JUN 2006	0.63	23.29	0.98
=27	4	2	MOZSARIK Levente	HUN	17 JUN 2006	0.63	23.32	1.01
=27	6	6	POPOVIC Petar	SRB	7 JUN 2006	0.63	23.32	1.01
29	5	3	TAPIRLUIE Mihai-Andrei	ROU	9 MAR 2007	0.62	23.33	1.02
=30	4	1	KESKULA Siim	EST	13 MAR 2007	0.63	23.38	1.07
=30	6	9	SAUCY Gaetan	SUI	17 JAN 2006	0.60	23.38	1.07
32	6	1	SCHOTZ Noah	GER	23 JAN 2006	0.52	23.41	1.10
33	5	7	ESZES Janos	HUN	20 JAN 2006	0.62	23.42	1.11
34	7	7	PIFARRE PLANES Arnau	ESP	16 APR 2006	0.69	23.43	1.12
35	8	0	PAPADOPOULOS Dimitrios	GRE	26 APR 2007	0.64	23.45	1.14
=36	5	0	LATSKO Serhii	UKR	8 FEB 2008	0.77	23.47	1.16
=36	8	2	HAMILTON Matthew	IRL	13 DEC 2007	0.65	23.47	1.16
38	8	9	COTTING Cyril	SUI	13 MAY 2006	0.64	23.51	1.20
39	5	2	HOEGLINGER Jakob	AUT	29 MAR 2006	0.68	23.54	1.23
40	4	5	TAUTVYDAS Zygimantas	LTU	26 SEP 2008	0.63	23.55	1.24
41	5	9	SCIRANKA Jan	SVK	13 SEP 2008	0.67	23.59	1.28

Results Summary

Event Number 21

Rank	Heat	Lane	Name	NAT Code	Date of Birth	R.T.	Time	Time Behind
42	5	5	NURMINEN Alex	FIN	28 FEB 2006	0.62	23.62	1.31
43	5	6	BORODIN Nikita	NOR	23 APR 2006	0.63	23.65	1.34
=44	4	4	AUGUSTINAVICIUS Arnas	LTU	20 MAY 2007	0.65	23.70	1.39
=44	5	4	SWIDERSKI Julian	POL	19 FEB 2006	0.67	23.70	1.39
46	4	8	BRENCS Kristians	LAT	7 DEC 2006	0.63	23.78	1.47
47	5	8	BIELSKUS Eidas	LTU	27 AUG 2007	0.69	23.84	1.53
48	3	4	IVANKOVIC Ivan	BIH	6 DEC 2007	0.68	23.94	1.63
=49	3	9	RAILEAN Alexandru	MDA	19 AUG 2006	0.68	23.96	1.65
=49	4	7	DOTAN Alon	ISR	29 APR 2006	0.65	23.96	1.65
51	3	2	VICTORIO Jolan	SUI	11 JAN 2008	0.70	23.97	1.66
=52	3	7	MENGLBIER Ivar	SWE	3 JUN 2007	0.76	24.01	1.70
=52	3	8	ALTY Reuben	IRL	10 FEB 2008	0.71	24.01	1.70
54	1	3	BRISENFELDT Isak Dag	FRO	9 NOV 2006	0.62	24.03	1.72
=55	2	2	KORBER-PERNER Laurin	AUT	29 JAN 2007	0.68	24.05	1.74
=55	2	4	CULIOMZA Dmitrii	MDA	11 JUL 2008	0.63	24.05	1.74
=55	3	1	KRAETSCHMER Moritz	AUT	26 JAN 2007	0.67	24.05	1.74
58	3	3	GRUICA Filip	CRO	27 JUN 2007	0.70	24.08	1.77
59	2	6	RANTASUO Konsta	FIN	8 AUG 2006	0.59	24.10	1.79
60	3	6	WANNEM Emil	SWE	26 APR 2006	0.67	24.13	1.82
61	4	9	MERKER Tobias	CZE	18 AUG 2008	0.70	24.22	1.91
62	3	0	PAPAI Oliver	HUN	14 DEC 2009	0.66	24.25	1.94
63	2	5	DELANIN Amel	ALB	14 SEP 2007	0.65	24.27	1.96
64	2	3	HALAWI Carlos	DEN	20 OCT 2006	0.68	24.39	2.08
65	3	5	TUSHEV Vasil	BUL	11 FEB 2007	0.66	24.43	2.12
=66	1	7	KYIASHCHENKO Stanislav	UKR	29 SEP 2008	0.68	24.47	2.16
=66	4	0	KOSKELA Roope	FIN	14 SEP 2007	0.62	24.47	2.16
68	1	4	MAKHVILADZE Davit	GEO	31 AUG 2007	0.65	24.58	2.27
69	2	8	KRAMPE Emils	LAT	12 MAY 2007	0.69	24.68	2.37
70	1	1	STEPANYAN Petros	ARM	1 SEP 2006	0.65	24.69	2.38
71	2	1	ROBERTS Arons	LAT	4 APR 2007	0.65	24.70	2.39
72	2	7	KOCHARYAN Levon	ARM	30 JUN 2006	0.62	24.79	2.48
73	2	9	ALPER Deniz	TUR	20 MAY 2006	0.68	25.09	2.78
74	2	0	RAICONOKS Lauris	LAT	10 AUG 2006	0.67	25.22	2.91
75	1	5	BAJOLLARI Andi	ALB	26 JUL 2006	0.66	25.58	3.27
76	1	6	ALLARAJ Lajdi	ALB	18 FEB 2008	0.70	25.88	3.57
77	1	2	CHANG-CHIPOLINA CM	GIB	11 DEC 2008	0.70	27.85	5.54

Legend:

?	Involved in swim-off	=	Equal record and rank	CR	Championship Record
EJ	European Junior Record	Q	Qualified for next phase	R	Reserve
R.T.	Reaction Time	R?	Involved in swim-off (reserve)	WJ	World Junior Record



Results

Event Number 21

	Record	Name	NAT Code	Location	Date
WJ	21.75	ANDREW Michael	USA	Indianapolis (USA)	25 AUG 2017
=WJ	21.75	ANDREW Michael	USA	Indianapolis (USA)	26 AUG 2017
CR	21.83	SELIN Artem	RUS	Kazan (RUS)	7 JUL 2019
EJ	21.83	SELIN Artem	RUS	Kazan (RUS)	7 JUL 2019

Rank	Lane	Name	NAT Code	R.T.	Time	Time Behind
1	4	D'AMBROSIO Carlos	ITA	0.63	22.58	
2	5	PASSAFARO Davide	ITA	0.65	22.81	0.23

Legend:

=	Equal record	CR	Championship Record	EJ	European Junior Record	R.T.	Reaction Time
WJ	World Junior Record						

Event 22
4 JUL 2024 - 10:57

Men's 200m Breaststroke

Results Summary

Event Number 22

	Record	Splits	Name	NAT Code	Location	Date
WJ	2:08.04	29.05 1:01.92 1:35.48	DONG Zhihao	CHN	Fukuoka (JPN)	28 JUL 2023
CR	2:10.69	30.31 1:03.35 1:36.91	CHUPKOV Anton	RUS	Baku (AZE)	23 JUN 2015
EJ	2:09.64		BEST TIME			

Rank	Heat	Lane	Name	NAT Code	Date of Birth	R.T.	50m	100m	150m	Time	Time Behind
1	3	5	YOGURTCUOGLU Doruk	TUR	29 JUN 2008	0.67	30.25	1:04.15	1:38.33	2:13.08	Q
								33.90	34.18	34.75	
2	3	3	ILYEM Kerem	TUR	20 FEB 2006	0.65	30.37	1:04.47	1:38.87	2:13.80	0.72 Q
								34.10	34.40	34.93	
3	5	7	ZAFEIROPOULOS MT	GRE	16 AUG 2006	0.64	30.45	1:04.51	1:39.35	2:14.17	1.09 Q
								34.06	34.84	34.82	
4	5	4	NTOUMAS Evangelos Efraim	GRE	26 JUL 2008	0.67	30.21	1:05.13	1:40.62	2:14.70	1.62 Q
								34.92	35.49	34.08	
5	5	2	NOWACKI Filip	GBR	1 OCT 2007	0.63	30.54	1:04.70	1:39.66	2:14.94	1.86 Q
								34.16	34.96	35.28	
6	5	3	HOLLANK Emilian	GER	21 MAY 2006	0.66	29.80	1:04.58	1:39.89	2:15.10	2.02 Q
								34.78	35.31	35.21	
7	4	1	MARINOV Daniel Rumenov	NOR	10 JAN 2007	0.63	31.14	1:05.52	1:40.20	2:15.14	2.06 Q
								34.38	34.68	34.94	
8	3	6	MIMOSO Rafael	POR	6 APR 2007	0.62	30.90	1:05.65	1:40.19	2:15.25	2.17 Q
								34.75	34.54	35.06	
9	5	0	MORGAN Max	GBR	9 JAN 2008	0.66	30.14	1:04.23	1:39.81	2:15.32	2.24 Q
								34.09	35.58	35.51	
10	3	4	VAN DER HOFF Collin	NED	17 OCT 2006	0.66	30.35	1:04.66	1:39.63	2:15.51	2.43 Q
								34.31	34.97	35.88	
11	5	5	MANOLOV Maksim	BUL	2 NOV 2006	0.66	31.49	1:06.58	1:41.14	2:15.78	2.70 Q
								35.09	34.56	34.64	
12	4	5	ENGELIEN Hugo	GER	28 APR 2008	0.71	31.04	1:05.72	1:40.77	2:16.27	3.19 Q
								34.68	35.05	35.50	
13	4	6	CAPOGNA Sebastien	FRA	24 APR 2006	0.60	30.47	1:04.99	1:40.66	2:16.41	3.33 Q
								34.52	35.67	35.75	
14	3	9	VILIMAS Domas	LTU	20 APR 2009	0.69	30.95	1:05.53	1:40.46	2:16.59	3.51 Q
								34.58	34.93	36.13	
15	4	3	GRAFE Jan Malte	GER	5 JUL 2007	0.63	30.43	1:05.02	1:40.14	2:16.88	3.80
								34.59	35.12	36.74	
=16	3	2	ALTAN Ege	TUR	29 MAR 2006	0.70	30.87	1:05.76	1:41.19	2:17.23	4.15
								34.89	35.43	36.04	
=16	5	1	GAJDA Jan	POL	26 JUN 2007	0.65	30.88	1:05.59	1:41.70	2:17.23	4.15 Q
								34.71	36.11	35.53	
18	4	9	MARTIN I SOLE Biel	ESP	31 DEC 2008	0.67	31.17	1:05.67	1:40.91	2:17.24	4.16 Q
								34.50	35.24	36.33	
19	2	1	KOVALCHUK Tymofii	UKR	27 NOV 2006	0.67	31.22	1:05.94	1:41.22	2:17.49	4.41 R
								34.72	35.28	36.27	
20	4	2	SKYMOEN Oliver Bauer	NOR	1 NOV 2006	0.69	30.84	1:05.62	1:40.93	2:17.64	4.56 R
								34.78	35.31	36.71	
21	2	9	GRACHOV Yonatan	ISR	26 APR 2006	0.67	30.45	1:05.34	1:40.76	2:17.80	4.72
								34.89	35.42	37.04	
22	5	6	JUREKO Marcel	POL	20 FEB 2008	0.65	31.26	1:07.07	1:42.60	2:17.91	4.83
								35.81	35.53	35.31	
23	2	2	BAETEN Lukas	BEL	15 SEP 2007	0.64	30.68	1:05.77	1:41.56	2:18.14	5.06
								35.09	35.79	36.58	

Event 22
4 JUL 2024 - 10:57

Men's 200m Breaststroke

Results Summary

Event Number 22

Rank	Heat	Lane	Name	NAT Code	Date of Birth	R.T.	50m	100m	150m	Time	Time Behind
24	2	5	ELIASSEN Sebastian	DEN	1 JUL 2006	0.66	31.76	1:07.05 35.29	1:42.54 35.49	2:18.20 35.66	5.12
25	1	3	SULSKIS Dominykas	LTU	9 SEP 2007	0.65	31.22	1:06.83 35.61	1:42.39 35.56	2:18.31 35.92	5.23
26	4	0	BONNIZ Pedro	POR	6 JAN 2006	0.71	30.95	1:06.16 35.21	1:41.46 35.30	2:18.40 36.94	5.32
=27	3	8	MISHYN Mykhailo	UKR	21 NOV 2007	0.70	30.94	1:06.63 35.69	1:42.21 35.58	2:18.64 36.43	5.56
=27	5	8	DYOMA Artem	UKR	16 FEB 2007	0.70	31.79	1:07.51 35.72	1:43.22 35.71	2:18.64 35.42	5.56
29	2	4	GUSMER Aksel	DEN	18 JAN 2006	0.69	31.08	1:06.10 35.02	1:42.06 35.96	2:18.75 36.69	5.67
30	4	8	NAVARRO MARQUES Alejandro	ESP	3 JUN 2006	0.67	31.58	1:06.66 35.08	1:42.73 36.07	2:19.05 36.32	5.97
31	2	8	STORELL Gustav	SWE	5 JAN 2006	0.63	30.69	1:05.79 35.10	1:41.70 35.91	2:19.22 37.52	6.14
32	5	9	STATE Matei-Cristian	ROU	16 JAN 2008	0.65	30.51	1:04.39 33.88	1:40.65 36.26	2:19.28 38.63	6.20
33	3	0	GLADHER Axel	SWE	27 FEB 2006	0.58	30.65	1:06.00 35.35	1:42.36 36.36	2:19.34 36.98	6.26
34	1	4	KADIC Arian	BIH	17 JUN 2007	0.69	31.19	1:07.37 36.18	1:44.02 36.65	2:20.56 36.54	7.48
35	1	2	KERLAND Joris	SUI	6 JUL 2007	0.69	31.70	1:06.64 34.94	1:42.83 36.19	2:21.00 38.17	7.92
36	3	7	DONDOLI Andrea	ITA	23 AUG 2007	0.79	30.78	1:06.86 36.08	1:43.53 36.67	2:21.54 38.01	8.46
37	2	7	MUNN Oliver	SWE	25 APR 2007	0.63	30.47	1:05.81 35.34	1:42.89 37.08	2:21.62 38.73	8.54
38	2	6	FUSCHINI Lorenzo	ITA	2 FEB 2007	0.66	31.29	1:07.84 36.55	1:44.33 36.49	2:21.69 37.36	8.61
39	4	7	BROEKSTRA Wytse	NED	26 MAR 2008	0.77	31.60	1:07.07 35.47	1:44.03 36.96	2:22.44 38.41	9.36
40	3	1	ANDRONATIJ Herkus	LTU	4 DEC 2008	0.67	31.60	1:07.71 36.11	1:44.81 37.10	2:22.99 38.18	9.91
41	2	3	RADOS Vito	CRO	10 APR 2006	0.67	31.26	1:06.64 35.38	1:44.09 37.45	2:23.04 38.95	9.96
42	1	7	BRADLEY Adam	IRL	22 NOV 2007	0.70	31.62	1:07.75 36.13	1:45.29 37.54	2:23.45 38.16	10.37
43	1	5	SLIZIUS Povilas	LTU	6 MAY 2006	0.67	31.31	1:07.04 35.73	1:44.24 37.20	2:23.59 39.35	10.51
44	1	1	DEGTARYOV Volodymyr	SUI	7 FEB 2007	0.61	32.01	1:07.65 35.64	1:44.87 37.22	2:23.78 38.91	10.70
45	2	0	OLSSON Jacob	SWE	10 MAR 2006	0.65	31.72	1:07.79 36.07	1:45.74 37.95	2:24.30 38.56	11.22
46	1	9	CILIPANS Kristaps	LAT	29 FEB 2008	0.67	31.39	1:08.92 37.53	1:48.02 39.10	2:28.42 40.40	15.34
	1	0	POTENZA Emanuele	ITA	20 NOV 2006					DNS	
	1	6	RADENOVIC Matija	SRB	9 JAN 2006					DNS	
	1	8	MASLO Strahinja	SRB	11 DEC 2006					DNS	



Event 22
4 JUL 2024 - 10:57

Men's 200m Breaststroke

Heats


Results Summary

Event Number 22

Rank	Heat	Lane	Name	NAT Code	Date of Birth	R.T.	50m	100m	150m	Time	Time Behind
	4	4	BOCK Kenneth	GER	16 NOV 2006					DSQ	

Legend:

=	Equal rank	CR	Championship Record	DNS	Did Not Start	DSQ	Disqualified
EJ	European Junior Record	Q	Qualified for next phase	R	Reserve	R.T.	Reaction Time
WJ	World Junior Record						



Results Summary

Event Number 23

	Record	Splits	NAT (Relay)	Location	Date		
WJ	7:51.47	1:59.01	3:55.87	5:54.53	CAN - Canada	Indianapolis (USA)	23 AUG 2017
CR	7:58.99	2:01.00	4:01.46	6:01.71	HUN - Hungary	Netanya (ISR)	2 JUL 2017
EJ	7:57.33	1:58.61	3:59.11	5:59.48	RUS - Russian Federation	Indianapolis (USA)	23 AUG 2017

Rank	Heat	Lane	NAT / Name	R.T.	50m	100m	150m	200m	Time	Time Behind
1	2	4	ITA - Italy						8:07.86	Q
			PIGNOTTI Elisa	0.74	28.21	58.99	1:30.34	2:01.97		
			TERLIZZI Ludovica	0.46	28.72	59.34	1:30.21	2:01.47	4:03.44	
			SANTAMBROGIO Caterina	0.34	28.45	59.70	1:30.82	2:02.47	6:05.91	
			PASCAREANU Giulia	0.39	27.89	58.60	1:30.46	2:01.95		
2	2	5	ROU - Romania						8:11.17	3.31 Q
			SIBISEANU Ana-Maria	0.72	28.90	59.87	1:31.89	2:02.99		
			STIRBU Ioana-Maria	0.39	28.34	59.59	1:31.27	2:02.97	4:05.96	
			STIGER Diana-Gabriela	0.73	28.71	59.91	1:32.05	2:03.40	6:09.36	
			DIACONESCU Rebecca-Aimee	0.29	27.63	58.23	1:30.12	2:01.81		
3	2	8	GER - Germany						8:12.22	4.36 Q
			ACKERMANN Julia	0.78	28.86	1:00.73	1:33.05	2:05.13		
			SELIMOVIC Zara	0.57	29.38	1:00.86	1:31.53	2:02.29	4:07.42	
			MULLER Selina	0.24	27.22	57.25	1:29.60	2:02.92	6:10.34	
			LENZ Jette	0.14	27.72	58.31	1:29.81	2:01.88		
4	2	7	GBR - Great Britain						8:12.74	4.88 Q
			WILSON Hollie	0.67	29.00	1:00.68	1:32.59	2:02.83		
			FOX Lucy	0.53	28.50	59.64	1:30.90	2:02.20	4:05.03	
			ROBINSON Sholah	0.34	28.09	58.58	1:30.27	2:02.93	6:07.96	
			CARTER Skye	0.32	28.27	59.96	1:32.12	2:04.78		
5	1	2	HUN - Hungary						8:12.76	4.90 Q
			REKASI Eszter	0.72	28.76	1:00.13	1:32.35	2:03.91		
			ABONYI TOTH Glenda	0.40	28.34	59.80	1:32.69	2:04.81	4:08.72	
			SZABO Lilla	0.65	29.16	1:00.20	1:31.65	2:02.78	6:11.50	
			ABRAHAM Minna	0.39	27.16	58.01	1:30.07	2:01.26		
6	1	1	BEL - Belgium						8:13.04	5.18 Q
			DUMONT Sarah	0.72	28.47	58.73	1:29.55	2:00.54		
			HENVEAUX Camille	-0.01	28.27	59.45	1:31.62	2:03.38	4:03.92	
			MICHIELS Nore	0.28	28.78	1:01.20	1:34.15	2:06.10	6:10.02	
			VANDERLINDEN Siri	0.09	28.34	59.96	1:31.98	2:03.02		
7	1	5	LTU - Lithuania						8:15.72	7.86 Q
			STATKEVICIUS Sylvia	0.66	28.55	59.81	1:31.51	2:02.50		
			ROMANOVSKAJA Marija	0.27	28.43	1:00.08	1:32.66	2:04.96	4:07.46	
			VISOCKAITE Ieva	0.13	28.66	59.85	1:32.69	2:05.58	6:13.04	
			JURKUNAITE Ieva	0.25	27.62	58.44	1:30.56	2:02.68		
8	1	6	ESP - Spain						8:16.30	8.44 Q
			MUNOZ I ARMENGOU Julia	0.74	28.92	1:00.17	1:31.62	2:03.32		
			MUNOZ GONZALEZ Natalia	0.37	28.92	1:00.50	1:32.21	2:03.47	4:06.79	
			LIARTE QUESADA Elena	0.10	28.96	1:00.49	1:32.41	2:03.87	6:10.66	
			PERA VILLALAIN Irene	0.42	28.05	59.04	1:31.40	2:05.64		
9	2	3	SUI - Switzerland						8:21.77	13.91 R
			BALTHASAR Julia	0.77	28.84	1:00.38	1:32.09	2:03.81		
			HARRISON Lea	0.08	28.32	59.76	1:32.19	2:04.96	4:08.77	
			KLIMENT Panna	0.17	28.59	1:00.63	1:33.93	2:06.92	6:15.69	
			RICHARD Manon	0.37	28.62	1:00.93	1:34.01	2:06.08		

Event 23
4 JUL 2024 - 11:17

Women's 4x200m Freestyle

Results Summary

Event Number 23

Rank	Heat	Lane	NAT / Name	R.T.	50m	100m	150m	200m	Time	Time Behind
10	1	4	GRE - Greece						8:23.58	15.72 R
			ZAFEIRATOU Maria	0.69	29.30	1:00.38	1:33.05	2:05.95		
			CHRONI Aikaterini	0.29	28.64	59.78	1:32.29	2:04.84	4:10.79	
			GKOVARI Konstantina Andrianna	0.38	28.59	1:01.00	1:34.43	2:09.78	6:20.57	
			VASILAKI Artemis	0.27	28.09	58.85	1:31.12	2:03.01		
11	1	8	SWE - Sweden						8:25.81	17.95
			ALSEN Emma	0.77	29.24	1:00.95	1:34.08	2:07.53		
			PRYTZ Bella	0.24	28.87	1:00.74	1:33.89	2:06.95	4:14.48	
			NYSTRAND Lisa	0.49	28.65	59.84	1:32.05	2:05.00	6:19.48	
			HULTBERG KULLBERG Wilma	0.07	29.51	1:01.65	1:34.74	2:06.33		
12	1	7	ISR - Israel						8:26.09	18.23
			GOLLAND Shane	0.64	29.00	1:00.54	1:32.76	2:05.65		
			ADIR Ofek	0.29	28.99	1:00.85	1:33.73	2:06.24	4:11.89	
			SHWARTZ Omer	0.16	29.14	1:01.22	1:33.83	2:06.65	6:18.54	
			AYZBRUCH Keren	0.31	28.94	1:00.64	1:33.86	2:07.55		
13	2	2	TUR - Türkiye						8:30.19	22.33
			OZDEMIR Ela Naz	0.67	28.83	1:00.06	1:31.29	2:03.02		
			ONER Nehir	0.16	28.85	1:01.36	1:36.55	2:11.68	4:14.70	
			SAKAR Belis	0.50	30.18	1:02.16	1:34.58	2:06.81	6:21.51	
			TANIG Defne	0.30	29.65	1:02.54	1:35.56	2:08.68		
14	2	6	LAT - Latvia						9:01.90	54.04
			BAUMANE Petra Aleksandra	0.63	29.64	1:02.77	1:37.65	2:13.41		
			STRAZDINA Emilija	0.42	29.29	1:03.50	1:39.40	2:14.65	4:28.06	
			SIDLOVSKA Evelina	0.27	31.57	1:07.62	1:44.62	2:23.70	6:51.76	
			VERZBICKA Anabella	0.13	28.66	1:01.80	1:36.23	2:10.14		
1	3	3	FRA - France						DSQ	
			GOURGEON Laura	0.74	29.14	59.79	1:31.79	2:04.14		
			LECHEVALIER Jeanne	0.17	28.20	59.47	1:31.56	2:03.07	4:07.21	
			GAUDAIRE Lou-Ann	0.16	29.01	1:00.70	1:32.84	2:05.07	6:12.28	
			ROSSI--BENE Giulia	-0.04						

Legend:							
CR	Championship Record	DSQ	Disqualified	EJ	European Junior Record	Q	Qualified for next phase
R	Reserve	R.T.	Reaction Time	WJ	World Junior Record		

Results Summary

Event Number 24

	Record	Split	Name	NAT Code	Location	Date
WJ	52.70	25.70	OLEKSIAK Penny	CAN	Rio de Janeiro (BRA)	11 AUG 2016
CR	53.97	25.95	STEENBERGEN Marrit	NED	Baku (AZE)	23 JUN 2015
=CR	53.97	26.28	STEENBERGEN Marrit	NED	Baku (AZE)	24 JUN 2015
EJ	53.61	26.29	ANDERSON Freya	GBR	Glasgow (GBR)	8 AUG 2018

Rank	Heat	Lane	Name	NAT Code	Date of Birth	R.T.	50m	Time	Time Behind
1	8	5	MOLNAR Dora	HUN	29 JUN 2006	0.64	26.52	55.23 28.71	Q
2	8	4	CURTIS Sara	ITA	19 AUG 2006	0.69	26.23	55.29 29.06	0.06 Q
3	6	4	CACHOT Albane	FRA	13 JUL 2007	0.67	26.91	55.40 28.49	0.17 Q
4	8	3	ABRAHAM Minna	HUN	23 MAR 2006	0.69	26.74	55.49 28.75	0.26 Q
5	6	5	ROTH Linda	GER	5 JUN 2008	0.68	26.83	55.54 28.71	0.31 Q
6	7	6	DAVISON Grace	IRL	26 AUG 2007	0.70	27.04	55.84 28.80	0.61 Q
7	6	6	STATKEVICIUS Sylvia	LTU	23 MAY 2007	0.66	27.11	55.92 28.81	0.69 Q
8	7	5	ROSSI--BENE Giulia	FRA	5 NOV 2006	0.69	27.27	55.95 28.68	0.72 Q
9	7	3	DIACONESCU Rebecca-Aimee	ROU	24 APR 2006	0.73	27.14	56.08 28.94	0.85 Q
10	7	7	KORTHUIS Sara	NED	6 SEP 2006	0.72	27.40	56.14 28.74	0.91 Q
11	5	4	WIDDOWS Hollie	GBR	12 AUG 2006	0.59	26.66	56.16 29.50	0.93 Q
12	5	3	PREDINE Alix	FRA	15 AUG 2006	0.63	26.66	56.30 29.64	1.07
=13	6	7	BESSARD Maeline	FRA	9 APR 2008	0.65	27.40	56.32 28.92	1.09
=13	8	2	DAMBORG Martine	DEN	7 MAY 2007	0.68	27.45	56.32 28.87	1.09 Q
15	8	6	STEVANATO Cristiana	ITA	24 NOV 2007	0.66	27.33	56.34 29.01	1.11 Q
16	8	7	GOLLAND Shane	ISR	3 JAN 2007	0.66	27.41	56.38 28.97	1.15 Q
17	6	8	ROLMAN Angelina	NED	8 MAR 2007	0.71	27.37	56.41 29.04	1.18 Q
18	8	8	MULLER Selina	GER	12 FEB 2006	0.63	27.68	56.55 28.87	1.32 Q
19	7	2	THASTRUP-HANSEN Anne	DEN	14 SEP 2006	0.70	27.46	56.60 29.14	1.37 R
20	8	1	CARTER Skye	GBR	11 OCT 2007	0.67	27.07	56.69 29.62	1.46 R
21	6	2	PREDA Irina-Ana	ROU	9 DEC 2007	0.64	27.37	56.70 29.33	1.47
22	6	0	KROL Gabriela	POL	27 FEB 2006	0.72	27.33	56.73 29.40	1.50
23	8	0	GUSPERTI Alessandra	ITA	27 FEB 2006	0.69	27.17	56.75 29.58	1.52

Results Summary

Event Number 24

Rank	Heat	Lane	Name	NAT Code	Date of Birth	R.T.	50m	Time	Time Behind
=24	4	4	OKARO Izabella	GBR	10 NOV 2006	0.71	27.00	56.77 29.77	1.54
=24	6	3	BOCSKA Julianna Dora	GER	6 JUN 2006	0.67	27.29	56.77 29.48	1.54
26	7	9	MUNOZ BECERRA Claudia	ESP	13 JUN 2007	0.67	27.39	56.82 29.43	1.59
27	5	1	REKASI Eszter	HUN	26 OCT 2007	0.75	27.15	56.91 29.76	1.68
=28	5	2	CICERO Vala Dis	ISL	17 MAY 2008	0.66	27.11	56.94 29.83	1.71
=28	7	0	REEF Rosalie	NED	20 FEB 2008	0.74	27.21	56.94 29.73	1.71
30	5	7	GRACJASZ Wiktoria	POL	15 MAY 2008	0.70	27.51	56.97 29.46	1.74
31	4	3	BALTHASAR Julia	SUI	22 AUG 2006	0.72	27.53	57.02 29.49	1.79
32	6	1	PAVALIC Jana	CRO	27 MAY 2007	0.66	26.78	57.04 30.26	1.81
33	3	3	PAIVARINTA Venla	FIN	16 SEP 2008	0.64	27.33	57.14 29.81	1.91
34	7	1	LENZ Jette	GER	5 JAN 2006	0.72	27.45	57.25 29.80	2.02
35	5	9	RANDVALI Maari	EST	25 MAY 2009	0.66	27.73	57.31 29.58	2.08
36	4	9	REVILLA GARCIA Laura	ESP	30 JAN 2007	0.71	27.67	57.33 29.66	2.10
37	8	9	QUAGGIO Veronica	ITA	22 MAR 2006	0.73	27.86	57.40 29.54	2.17
38	4	8	HREN Mia	CRO	14 JAN 2007	0.65	27.96	57.43 29.47	2.20
=39	5	0	ROMANOVSKAJA Marija	LTU	21 DEC 2006	0.72	28.21	57.52 29.31	2.29
=39	6	9	HALLKVIST Emmy	SWE	31 MAR 2008	0.60	27.38	57.52 30.14	2.29
41	4	2	STENMAN Fia	FIN	13 JAN 2006	0.64	27.54	57.56 30.02	2.33
42	3	5	ALSEN Emma	SWE	17 OCT 2007	0.69	27.56	57.63 30.07	2.40
43	4	6	RICHARD Manon	SUI	30 OCT 2007	0.72	28.67	57.71 29.04	2.48
44	3	4	BAKO Anastasia-Maria	ROU	22 MAR 2006	0.66	27.28	57.73 30.45	2.50
45	2	4	RIEKKI Olivia	FIN	3 JAN 2008	0.67	27.73	57.80 30.07	2.57
=46	2	9	HOIGNE Seraphine	SUI	16 NOV 2008	0.64	27.80	57.83 30.03	2.60
=46	3	9	CERNA Sara	CZE	15 AUG 2006	0.77	28.14	57.83 29.69	2.60
48	5	6	KONDRASKAITE Patricija	LTU	6 APR 2006	0.71	27.76	57.87 30.11	2.64
49	4	5	HERCHE Sofie Ravn	DEN	2 JAN 2007	0.67	28.33	57.91 29.58	2.68

Results Summary

Event Number 24

Rank	Heat	Lane	Name	NAT Code	Date of Birth	R.T.	50m	Time	Time Behind
50	1	3	KILJALA Riialiina	FIN	27 MAY 2008	0.73	27.64	58.05 30.41	2.82
51	3	8	CRHOVA Charlene Daniela	CZE	6 JUN 2008	0.70	28.00	58.08 30.08	2.85
52	4	0	MICHIELS Nore	BEL	4 SEP 2008	0.70	28.03	58.09 30.06	2.86
53	2	3	BOEHMOVA Tereza	CZE	6 MAY 2006	0.72	27.69	58.12 30.43	2.89
54	2	5	STOLTENHOFF Katrine	DEN	17 AUG 2006	0.64	28.01	58.17 30.16	2.94
55	3	0	BAZANOVA Ksenia	EST	9 JAN 2009	0.67	28.00	58.18 30.18	2.95
56	2	6	BERGSTROM Thea	SWE	8 APR 2007	0.71	27.67	58.20 30.53	2.97
=57	3	1	BIEGAJLO Antonina	NOR	20 AUG 2006	0.63	27.54	58.40 30.86	3.17
=57	3	7	SCHIESSENDOPPLER K	AUT	6 MAR 2009	0.65	28.30	58.40 30.10	3.17
59	1	4	PRYTZ Bella	SWE	29 OCT 2008	0.72	27.77	58.43 30.66	3.20
60	3	2	VIACAVA Giulia Jana	SRB	11 OCT 2006	0.74	27.71	58.48 30.77	3.25
=61	2	0	FRANCO Catarina	POR	19 NOV 2007	0.68	28.21	58.49 30.28	3.26
=61	2	7	MADAR Kirke	EST	10 JAN 2007	0.65	28.22	58.49 30.27	3.26
63	3	6	JORDAN Talia	SUI	6 JUN 2007	0.75	27.63	58.53 30.90	3.30
64	2	1	BILANAKOU Nefeli	GRE	25 MAR 2010	0.73	28.05	58.62 30.57	3.39
=65	1	5	TEMELKOVA Tiana	BUL	25 SEP 2006	0.65	28.46	58.65 30.19	3.42
=65	2	2	BALTO Sandra Maria	NOR	10 SEP 2007	0.63	27.86	58.65 30.79	3.42
67	4	1	BOBANOVIC Ana	CRO	30 MAR 2009	0.62	28.35	58.66 30.31	3.43
68	2	8	BAILEY Leagh	IRL	11 NOV 2006	0.79	28.28	58.77 30.49	3.54
69	4	7	BUSSELS Fleur	BEL	20 FEB 2008	0.69	28.20	59.15 30.95	3.92
70	1	8	BAUMANE Petra Aleksandra	LAT	24 JAN 2006	0.67	28.43	59.19 30.76	3.96
71	1	7	JONES Ava	IRL	5 JUN 2008	0.67	28.46	59.28 30.82	4.05
72	1	6	AMORIM Ines	POR	6 NOV 2006	0.81	28.97	59.63 30.66	4.40
73	1	0	STRAZDINA Emilija	LAT	17 APR 2008	0.73	28.98	1:00.24 31.26	5.01
74	1	2	COROVIC Katarina	SRB	24 SEP 2008	0.83	29.01	1:00.36 31.35	5.13
75	1	1	HARJAKS Uille	EST	14 JAN 2006	0.68	28.11	1:00.80 32.69	5.57

Results Summary

Event Number 24

Rank	Heat	Lane	Name	NAT Code	Date of Birth	R.T.	50m	Time	Time Behind
76	1	9	SIDLOVSKA Evelina	LAT	10 AUG 2007	0.75	30.05	1:02.46 32.41	7.23
	5	5	OZDEMIR Ela Naz	TUR	23 APR 2006			DNS	
	5	8	LESNIEWSKA Barbara	POL	5 JUL 2010			DNS	
	7	4	PLYTNYKAITE Smilte	LTU	8 JAN 2007			DNS	
	7	8	KAMZOL Flawia	POL	26 FEB 2007			DNS	

Legend:

=	Equal record and rank	CR	Championship Record	DNS	Did Not Start	EJ	European Junior Record
Q	Qualified for next phase	R	Reserve	R.T.	Reaction Time	WJ	World Junior Record

Results Summary

Event Number 25

	Record	Splits	Name	NAT Code	Location	Date
WJ	4:10.02	57.44 2:01.31 3:11.72	BORODIN Ilya	RUS	Budapest (HUN)	23 MAY 2021
CR	4:14.65	57.17 2:02.29 3:14.20	MAKOVICH Semen	RUS	Poznan (POL)	14 JUL 2013
EJ	4:10.02	57.44 2:01.31 3:11.72	BORODIN Ilya	RUS	Budapest (HUN)	23 MAY 2021

Rank	Heat	Lane	Name	NAT Code	Date of Birth	R.T.	Time	Time Behind
1	5	4	BADEA Robert-Andrei	ROU	25 SEP 2007	0.67	4:21.48	Q
	50m 26.70	100m 58.24	150m 1:30.87	200m 2:03.19	250m 2:41.18	300m 3:20.49	350m 3:51.30	
		31.54	32.63	32.32	37.99	39.31	30.81	30.18
2	5	3	OKSUZ Onur Ege	TUR	1 JUN 2007	0.74	4:21.65	0.17 Q
	50m 27.45	100m 58.78	150m 1:31.98	200m 2:04.11	250m 2:42.67	300m 3:21.95	350m 3:52.53	
		31.33	33.20	32.13	38.56	39.28	30.58	29.12
3	5	6	DE GREGORIO Domenico	ITA	21 JUN 2007	0.70	4:22.71	1.23 Q
	50m 27.59	100m 59.25	150m 1:32.46	200m 2:05.25	250m 2:42.16	300m 3:20.00	350m 3:51.91	
		31.66	33.21	32.79	36.91	37.84	31.91	30.80
4	5	7	ANNIS David	GBR	12 APR 2006	0.69	4:23.75	2.27 Q
	50m 28.01	100m 59.60	150m 1:33.67	200m 2:07.41	250m 2:44.98	300m 3:22.86	350m 3:54.41	
		31.59	34.07	33.74	37.57	37.88	31.55	29.34
5	5	5	POTENZA Emanuele	ITA	20 NOV 2006	0.69	4:23.87	2.39 Q
	50m 27.41	100m 59.17	150m 1:32.98	200m 2:06.19	250m 2:44.11	300m 3:22.16	350m 3:53.71	
		31.76	33.81	33.21	37.92	38.05	31.55	30.16
6	4	5	VARGAS TRUJILLO Cristobal	ESP	11 FEB 2007	0.68	4:24.25	2.77 Q
	50m 27.81	100m 1:00.04	150m 1:34.80	200m 2:07.96	250m 2:45.73	300m 3:24.07	350m 3:54.81	
		32.23	34.76	33.16	37.77	38.34	30.74	29.44
7	4	7	ROUTOULAS Iason	GRE	1 SEP 2007	0.64	4:24.83	3.35 Q
	50m 27.29	100m 59.15	150m 1:33.31	200m 2:07.66	250m 2:46.32	300m 3:24.80	350m 3:55.86	
		31.86	34.16	34.35	38.66	38.48	31.06	28.97
8	4	6	MARCAL WHITTLES Edward	GBR	15 APR 2006	0.63	4:24.99	3.51 Q
	50m 27.79	100m 59.13	150m 1:32.31	200m 2:05.78	250m 2:43.02	300m 3:21.87	350m 3:53.73	
		31.34	33.18	33.47	37.24	38.85	31.86	31.26
9	3	6	DAVIDSON Evan	GBR	18 JAN 2007	0.65	4:25.35	3.87
	50m 27.85	100m 1:00.24	150m 1:35.66	200m 2:09.82	250m 2:46.85	300m 3:24.61	350m 3:55.81	
		32.39	35.42	34.16	37.03	37.76	31.20	29.54
10	4	4	HAMMER Finn	GER	23 FEB 2006	0.67	4:25.61	4.13 R
	50m 27.42	100m 59.87	150m 1:34.92	200m 2:08.55	250m 2:45.99	300m 3:24.12	350m 3:56.10	
		32.45	35.05	33.63	37.44	38.13	31.98	29.51
11	4	0	GALLE-MICHON Evan	FRA	3 JUN 2006	0.72	4:25.63	4.15 R
	50m 28.17	100m 1:01.52	150m 1:35.84	200m 2:09.42	250m 2:47.34	300m 3:26.03	350m 3:56.34	
		33.35	34.32	33.58	37.92	38.69	30.31	29.29
12	3	4	KOVACS Botond	HUN	25 OCT 2007	0.70	4:25.64	4.16
	50m 27.49	100m 59.39	150m 1:33.77	200m 2:07.59	250m 2:45.52	300m 3:24.65	350m 3:55.84	
		31.90	34.38	33.82	37.93	39.13	31.19	29.80
13	3	1	MAJOR Erik	POL	10 AUG 2007	0.71	4:25.72	4.24
	50m 28.05	100m 1:00.89	150m 1:36.21	200m 2:11.39	250m 2:48.21	300m 3:26.01	350m 3:56.71	
		32.84	35.32	35.18	36.82	37.80	30.70	29.01
14	5	1	PERCIBALLI Leonardo	ITA	30 SEP 2006	0.67	4:26.69	5.21
	50m 28.23	100m 1:00.56	150m 1:35.21	200m 2:08.22	250m 2:46.48	300m 3:25.00	350m 3:56.60	
		32.33	34.65	33.01	38.26	38.52	31.60	30.09
15	4	8	DENYSENKO Anton	UKR	10 OCT 2008	0.66	4:27.27	5.79
	50m 29.65	100m 1:01.83	150m 1:36.29	200m 2:10.35	250m 2:48.36	300m 3:27.17	350m 3:57.65	
		32.18	34.46	34.06	38.01	38.81	30.48	29.62
16	1	3	COMAN Darius-Stefan	ROU	15 MAY 2007	0.66	4:27.33	5.85
	50m 26.99	100m 1:00.10	150m 1:34.75	200m 2:09.51	250m 2:45.78	300m 3:23.21	350m 3:55.37	
		33.11	34.65	34.76	36.27	37.43	32.16	31.96

Event 25
5 JUL 2024 - 9:51

Men's 400m Individual Medley

Results Summary

Event Number 25

Rank	Heat	Lane	Name	NAT Code	Date of Birth	R.T.	Time	Time Behind
17	5	8	ZEMANSKY Noah	AUT	2 AUG 2006	0.72	4:27.99	6.51
	50m 27.31	100m 58.94	150m 1:34.37	200m 2:08.97	250m 2:46.09	300m 3:24.63	350m 3:57.08	
		31.63	35.43	34.60	37.12	38.54	32.45	30.91
18	4	3	SANCHEZ SERRANO Marcos	ESP	22 JUL 2027	0.61	4:28.53	7.05
	50m 27.69	100m 1:00.44	150m 1:35.97	200m 2:10.05	250m 2:47.39	300m 3:25.65	350m 3:57.63	
		32.75	35.53	34.08	37.34	38.26	31.98	30.90
19	5	2	MASLO Strahinja	SRB	11 DEC 2006	0.62	4:28.96	7.48
	50m 27.75	100m 1:00.09	150m 1:34.91	200m 2:08.55	250m 2:46.85	300m 3:26.31	350m 3:58.21	
		32.34	34.82	33.64	38.30	39.46	31.90	30.75
20	3	8	DODDS Oscar	GBR	21 MAY 2006	0.74	4:30.04	8.56
	50m 28.82	100m 1:02.37	150m 1:36.67	200m 2:09.31	250m 2:47.97	300m 3:26.90	350m 3:58.77	
		33.55	34.30	32.64	38.66	38.93	31.87	31.27
21	2	4	KRPINA Roko	CRO	27 JUL 2006	0.71	4:30.45	8.97
	50m 27.39	100m 59.55	150m 1:33.60	200m 2:07.01	250m 2:47.84	300m 3:29.04	350m 4:00.29	
		32.16	34.05	33.41	40.83	41.20	31.25	30.16
22	5	9	BARBOTTI Jacopo	ITA	7 SEP 2006	0.71	4:30.52	9.04
	50m 28.02	100m 1:00.58	150m 1:35.29	200m 2:10.15	250m 2:48.71	300m 3:27.25	350m 3:59.77	
		32.56	34.71	34.86	38.56	38.54	32.52	30.75
23	3	5	POPIEL Mikolaj	POL	1 JAN 2006	0.66	4:31.17	9.69
	50m 27.68	100m 1:00.08	150m 1:35.95	200m 2:10.76	250m 2:49.54	300m 3:28.55	350m 4:00.66	
		32.40	35.87	34.81	38.78	39.01	32.11	30.51
24	3	3	KIRILOV Daren	BUL	26 FEB 2007	0.67	4:31.45	9.97
	50m 27.78	100m 1:00.13	150m 1:34.46	200m 2:08.62	250m 2:47.79	300m 3:27.87	350m 3:59.94	
		32.35	34.33	34.16	39.17	40.08	32.07	31.51
25	4	9	PLATONOV Yevhenii	UKR	4 JUL 2006	0.69	4:32.00	10.52
	50m 29.51	100m 1:02.22	150m 1:37.29	200m 2:11.49	250m 2:49.86	300m 3:29.19	350m 4:00.75	
		32.71	35.07	34.20	38.37	39.33	31.56	31.25
26	3	9	MILKOWSKI Mikolaj	POL	24 MAR 2007	0.77	4:32.09	10.61
	50m 28.48	100m 1:01.50	150m 1:36.31	200m 2:10.23	250m 2:50.61	300m 3:31.08	350m 4:02.12	
		33.02	34.81	33.92	40.38	40.47	31.04	29.97
27	3	0	BRKLJACIC Grga	CRO	7 APR 2006	0.71	4:32.52	11.04
	50m 27.91	100m 1:01.04	150m 1:37.11	200m 2:11.82	250m 2:50.72	300m 3:29.88	350m 4:01.53	
		33.13	36.07	34.71	38.90	39.16	31.65	30.99
28	2	3	RIZEK Philipp	AUT	1 JAN 2006	0.63	4:33.09	11.61
	50m 28.43	100m 1:01.63	150m 1:37.70	200m 2:13.34	250m 2:50.70	300m 3:29.66	350m 4:02.13	
		33.20	36.07	35.64	37.36	38.96	32.47	30.96
29	4	2	KURU Eren	TUR	12 SEP 2006	0.65	4:33.31	11.83
	50m 27.49	100m 59.44	150m 1:36.65	200m 2:13.25	250m 2:51.33	300m 3:30.90	350m 4:02.83	
		31.95	37.21	36.60	38.08	39.57	31.93	30.48
30	2	7	SOTTILE Enrico	SUI	3 SEP 2007	0.73	4:33.74	12.26
	50m 28.16	100m 1:00.78	150m 1:37.79	200m 2:14.76	250m 2:53.86	300m 3:32.66	350m 4:04.87	
		32.62	37.01	36.97	39.10	38.80	32.21	28.87
31	2	2	POLSTER Attila	SUI	26 JAN 2007	0.65	4:38.19	16.71
	50m 28.60	100m 1:01.31	150m 1:38.07	200m 2:14.06	250m 2:53.34	300m 3:33.21	350m 4:06.58	
		32.71	36.76	35.99	39.28	39.87	33.37	31.61
32	2	6	D'ORIO Ian	SUI	9 JUL 2006	0.68	4:38.31	16.83
	50m 28.22	100m 1:01.01	150m 1:38.77	200m 2:14.98	250m 2:54.26	300m 3:33.63	350m 4:06.50	
		32.79	37.76	36.21	39.28	39.37	32.87	31.81
33	2	8	KADIC Arian	BIH	17 JUN 2007	0.69	4:38.88	17.40
	50m 28.61	100m 1:02.56	150m 1:39.92	200m 2:16.43	250m 2:55.88	300m 3:35.12	350m 4:07.86	
		33.95	37.36	36.51	39.45	39.24	32.74	31.02
34	3	2	WARKENTIN Maximillian	GER	25 MAY 2006	0.66	4:40.65	19.17
	50m 27.73	100m 1:01.08	150m 1:38.69	200m 2:15.27	250m 2:55.76	300m 3:36.60	350m 4:08.88	
		33.35	37.61	36.58	40.49	40.84	32.28	31.77

Results Summary

Event Number 25

Rank	Heat	Lane	Name	NAT Code	Date of Birth	R.T.	Time	Time Behind
35	1	5	RIMKUS Kajus	LTU	25 MAR 2007	0.71	4:42.50	21.02
			50m 27.87				100m 1:00.94 33.07	
			150m 1:39.71 38.77				200m 2:17.17 37.46	
			250m 2:57.93 40.76				300m 3:39.07 41.14	
			350m 4:10.42 31.35				4:42.50 32.08	
36	1	4	KNASAS Jonas	LTU	6 JUN 2006	0.65	4:48.59	27.11
			50m 27.52				100m 1:00.93 33.41	
			150m 1:39.33 38.40				200m 2:16.93 37.60	
			250m 2:58.41 41.48				300m 3:40.83 42.42	
			350m 4:15.26 34.43				4:48.59 33.33	
	2	0	PUCEK Richard	SVK	23 MAY 2006		DNS	
	2	1	MARINOV Daniel Rumenov	NOR	10 JAN 2007		DNS	
	2	5	CARAPOVIC Luka	CRO	27 MAY 2006		DNS	
	3	7	ILTSISIN Mark	EST	30 APR 2006		DNS	
	4	1	ERTURK Tuncer Berk	TUR	24 MAR 2007		DNS	
	5	0	ZANYI Ferdinand Tamas	HUN	4 NOV 2007		DSQ	

Legend:

CR	Championship Record	DNS	Did Not Start	DSQ	Disqualified	EJ	European Junior Record
Q	Qualified for next phase	R	Reserve	R.T.	Reaction Time	WJ	World Junior Record

Event 26
5 JUL 2024 - 10:22

Women's 200m Butterfly

Results Summary

Event Number 26

	Record	Splits			Name	NAT Code	Location	Date
WJ	2:04.06	27.73	58.97	1:31.47	McINTOSH Summer	CAN	Fukuoka (JPN)	27 JUL 2023
CR	2:06.26	28.87	1:00.03	1:32.58	PUDAR Lana	BIH	Belgrade (SRB)	8 JUL 2023
EJ	2:06.26	28.87	1:00.03	1:32.58	PUDAR Lana	BIH	Belgrade (SRB)	8 JUL 2023

Rank	Heat	Lane	Name	NAT Code	Date of Birth	R.T.	50m	100m	150m	Time	Time Behind
1	3	5	BAIEVYCH Alina	GER	26 JUN 2009	0.68	29.44	1:03.16	1:37.92	2:12.72	Q
								33.72	34.76	34.80	
2	1	3	ALZETTA Giada	ITA	15 NOV 2006	0.67	29.30	1:03.35	1:37.76	2:12.98	0.26 Q
								34.05	34.41	35.22	
3	2	4	DUMONT Sarah	BEL	6 MAR 2007	0.70	29.72	1:02.87	1:37.15	2:13.04	0.32 Q
								33.15	34.28	35.89	
4	3	4	CABANES GARZAS Laura	ESP	3 JAN 2006	0.66	29.41	1:02.92	1:37.73	2:13.25	0.53 Q
								33.51	34.81	35.52	
5	3	3	FOX Lucy	GBR	1 MAY 2006	0.77	29.97	1:03.39	1:38.21	2:13.31	0.59 Q
								33.42	34.82	35.10	
6	1	5	ABONYI TOTH Glenda	HUN	16 JUL 2006	0.73	29.42	1:03.87	1:38.96	2:13.72	1.00 Q
								34.45	35.09	34.76	
7	2	5	TANIG Defne	TUR	21 JUN 2007	0.73	29.59	1:03.29	1:38.24	2:14.11	1.39 Q
								33.70	34.95	35.87	
8	3	7	MISZLAI Mira	HUN	18 JUN 2008	0.67	29.75	1:03.66	1:39.22	2:14.28	1.56 Q
								33.91	35.56	35.06	
9	2	7	AVDIC Iman	BIH	23 SEP 2007	0.67	30.22	1:04.10	1:38.51	2:14.30	1.58 Q
								33.88	34.41	35.79	
10	2	2	ONER Nehir	TUR	16 MAR 2008	0.74	31.10	1:05.36	1:39.61	2:14.31	1.59 Q
								34.26	34.25	34.70	
11	1	2	VON BONIN Leni	GER	1 MAR 2007	0.82	30.38	1:04.37	1:39.20	2:14.58	1.86 Q
								33.99	34.83	35.38	
12	2	6	PORCARI Anna	ITA	25 SEP 2006	0.72	30.05	1:03.89	1:38.68	2:14.81	2.09 Q
								33.84	34.79	36.13	
13	1	6	SEKUTI Hana	SLO	26 OCT 2006	0.65	29.69	1:03.80	1:38.77	2:15.17	2.45 Q
								34.11	34.97	36.40	
14	2	3	JACKL Vivien	HUN	17 OCT 2008	0.75	30.82	1:05.53	1:40.56	2:15.40	2.68
								34.71	35.03	34.84	
15	1	4	MUSETTI Helena	ITA	30 SEP 2006	0.73	29.28	1:03.39	1:38.26	2:15.54	2.82
								34.11	34.87	37.28	
16	1	7	BURNS-ATKIN Alana	IRL	7 JAN 2006	0.65	29.95	1:04.29	1:39.99	2:16.66	3.94 Q
								34.34	35.70	36.67	
17	3	2	PRICE Edith	GBR	2 FEB 2009	0.68	29.61	1:03.79	1:39.21	2:17.23	4.51 Q
								34.18	35.42	38.02	
18	3	6	SAKAR Belis	TUR	5 SEP 2007	0.77	30.47	1:04.85	1:40.91	2:17.57	4.85
								34.38	36.06	36.66	
19	2	0	CHRONI Aikaterini	GRE	19 JUN 2007	0.72	31.15	1:06.02	1:41.32	2:18.47	5.75 Q
								34.87	35.30	37.15	
20	2	1	RAKOPOULOU Antonia	GRE	3 JUN 2008	0.67	31.36	1:06.98	1:42.68	2:18.55	5.83 R
								35.62	35.70	35.87	
21	1	1	SOINI Aliisa	FIN	8 MAR 2007	0.72	30.71	1:05.93	1:41.39	2:18.57	5.85 R
								35.22	35.46	37.18	
22	3	1	VRABAC Zerina	BIH	5 JUN 2010	0.72	30.18	1:03.83	1:39.72	2:18.67	5.95
								33.65	35.89	38.95	
23	1	0	GRAY Sophia Isabella	SVK	1 FEB 2009	0.65	32.26	1:07.50	1:43.07	2:19.24	6.52
								35.24	35.57	36.17	

Results Summary

Event Number 26

Rank	Heat	Lane	Name	NAT Code	Date of Birth	R.T.	50m	100m	150m	Time	Time Behind
24	3	8	PASAKINSKAITE Erika	LTU	7 DEC 2006	0.72	29.99	1:05.17 35.18	1:41.51 36.34	2:19.30 37.79	6.58
25	2	8	ZELLER Pauline	BEL	27 SEP 2007	0.67	29.92	1:04.74 34.82	1:41.33 36.59	2:19.99 38.66	7.27
26	3	0	NIZHARADZE Ana	GEO	19 OCT 2008	0.69	30.38	1:03.69 33.31	1:41.32 37.63	2:21.36 40.04	8.64
27	1	8	KOHLMANN Laura Sophie	GER	25 MAY 2009	0.74	30.54	1:05.67 35.13	1:43.20 37.53	2:21.41 38.21	8.69
28	3	9	SUNDT Wilma	FIN	4 MAY 2006	0.74	31.05	1:06.70 35.65	1:44.61 37.91	2:23.94 39.33	11.22

Legend:

CR	Championship Record	EJ	European Junior Record	Q	Qualified for next phase	R	Reserve
R.T.	Reaction Time	WJ	World Junior Record				

Event 27
5 JUL 2024 - 10:34

Mixed 4x100m Medley Relay

Results Summary

Event Number 27

	Record	Splits			NAT (Relay)	Location	Date
WJ	3:44.84	53.89	1:53.20	2:51.24	USA - United States of America	Budapest (HUN)	21 AUG 2019
CR	3:47.99	1:00.15	2:01.05	2:53.05	RUS - Russian Federation	Helsinki (FIN)	7 JUL 2018
EJ	3:47.99	1:00.15	2:01.05	2:53.05	RUS - Russian Federation	Helsinki (FIN)	7 JUL 2018

Rank	Heat	Lane	NAT / Name	Gender	R.T.	50m	100m	Time	Time Behind
1	3	3	POL - Poland					3:53.31	Q
			URBANIAK Olivier	M	0.59	27.10	56.57		
			GAJDA Jan	M	0.11	28.06	1:01.22	1:57.79	
			KAMZOL Flawia	F	0.31	27.48	59.49	2:57.28	
			LESNIEWSKA Barbara	F	0.29	26.79	56.03		
2	3	4	ESP - Spain					3:53.36	0.05 Q
			COSTA DE VICENTE Sara	F	0.65	30.15	1:01.85		
			CADEVALL MICOLAU Nil	M	0.20	28.45	1:01.29	2:03.14	
			LOPEZ GUILLEN Javier	M	0.49	24.94	53.75	2:56.89	
			MUNOZ BECERRA Claudia	F	0.44	27.11	56.47		
3	3	8	LTU - Lithuania					3:53.52	0.21 Q
			KAUSPEDAS Mantas	M	0.61	27.55	56.25		
			PLYTNYKAITE Smilte	F	0.32	31.90	1:08.20	2:04.45	
			TREPOCKA Kristupas	M	0.17	24.41	53.20	2:57.65	
			JURKUNAITE Ieva	F	0.40	26.57	55.87		
4	2	3	ITA - Italy					3:53.61	0.30 Q
			LAZZARI Davide	M	0.64	26.95	55.56		
			DONDOLI Andrea	M	0.07	28.85	1:02.69	1:58.25	
			SANTAMBROGIO Caterina	F	0.35	27.78	59.09	2:57.34	
			SAMA Chiara	F	0.41	27.10	56.27		
5	2	6	DEN - Denmark					3:53.71	0.40 Q
			KROGH Emma Brogaard	F	0.65	30.47	1:03.18		
			ELIASSEN Sebastian	M	0.20	29.58	1:02.69	2:05.87	
			DAMBORG Martine	F	0.25	27.09	58.32	3:04.19	
			CASTELLA Nicholas	M	0.16	23.78	49.52		
6	2	4	GBR - Great Britain					3:54.22	0.91 Q
			FEARN Dean	M	0.68	26.93	57.35		
			MORGAN Max	M	0.22	28.20	1:01.13	1:58.48	
			COOPER Phoebe	F	0.41	27.76	59.85	2:58.33	
			OKARO Izabella	F	0.28	26.48	55.89		
7	2	5	ROU - Romania					3:55.24	1.93 Q
			SILISTEANU Daria-Mariuca	F	0.57	30.03	1:01.39		
			STATE Matei-Cristian	M	0.21	29.11	1:02.67	2:04.06	
			BACALU Denisa-Maria	F	0.33	27.84	1:00.47	3:04.53	
			MIHALACHE Vlad-Stefan	M	0.11	23.87	50.71		
8	3	6	HUN - Hungary					3:56.01	2.70 Q
			KOMOROCZY Lora	F	0.60	29.95	1:02.98		
			ESZES Janos	M	0.25	28.98	1:03.34	2:06.32	
			ANTAL David	M	0.27	24.76	53.74	3:00.06	
			ABRAHAM Minna	F	0.12	26.68	55.95		
9	3	7	GER - Germany					3:56.25	2.94 R
			PASSEK Vincent	M	0.56	26.85	56.32		
			BOCK Kenneth	M	0.17	28.93	1:02.25	1:58.57	
			RIEFSTAHL Yara Fay	F	0.44	27.96	1:01.73	3:00.30	
			MULLER Selina	F	-0.03	27.42	55.95		

Results Summary

Event Number 27

Rank	Heat	Lane	NAT / Name	Gender	R.T.	50m	100m	Time	Time Behind
10	2	9	FRA - France					3:56.54	3.23 R
			FADDA--SAUVAGEOT Romeo-Cesar	M	0.53	27.07	56.30		
			ABEL-THIEBAUT Rosalie	F	0.29	32.62	1:10.66	2:06.96	
			EXPOSITO Angel	M	0.36	25.06	53.48	3:00.44	
			BESSARD Maeline	F	0.07	26.96	56.10		
11	2	7	GRE - Greece					3:57.07	3.76
			PYRILI Despoina	F	0.53	29.94	1:02.92		
			NTOUMAS Evangelos Efraim	M	0.35	29.18	1:02.29	2:05.21	
			POLYZOUDIS Konstantinos	M	0.11	25.39	54.48	2:59.69	
			ZAIMI Kalliopi	F	0.32	26.96	57.38		
12	1	4	ISR - Israel					3:57.98	4.67
			SIMCHA Ofir	F	0.70	31.21	1:03.93		
			TELER Mark	M	0.04	28.45	1:02.56	2:06.49	
			ROZENFELD Itay	M	0.32	25.62	55.74	3:02.23	
			GOLLAND Shane	F	0.05	26.56	55.75		
13	1	3	SWE - Sweden					3:58.12	4.81
			MENGELBIER Ivar	M	0.66	28.03	58.60		
			MUNN Oliver	M	0.43	28.18	1:01.80	2:00.40	
			HALLKVIST Emmy	F	0.31	27.46	1:00.68	3:01.08	
			LUC Vicky	F	0.10	26.72	57.04		
14	3	9	NED - Netherlands					3:58.64	5.33
			BROEKHOVEN Finn	M	0.65	27.02	56.64		
			BROEKSTRA Wytse	M	0.20	29.42	1:03.75	2:00.39	
			KORTHUIS Sara	F	0.26	27.62	1:01.60	3:01.99	
			JONKMAN Megan	F	0.20	26.99	56.65		
15	2	8	NOR - Norway					3:59.30	5.99
			MORK Alexis Emanuel	M	0.69	27.66	57.08		
			MARINOV Daniel Rumenov	M	0.12	29.19	1:02.44	1:59.52	
			BALTO Sandra Maria	F	0.04	27.66	1:01.90	3:01.42	
			BIEGAJLO Antonina	F	0.05	27.45	57.88		
16	2	2	TUR - Türkiye					3:59.99	6.68
			ACAR Can	M	0.54	27.84	57.33		
			ALLAHERDI Nusrat	M	0.46	28.81	1:02.87	2:00.20	
			TANIG Defne	F	0.32	29.18	1:03.29	3:03.49	
			OZDEMIR Ela Naz	F	0.04	26.57	56.50		
17	1	5	SUI - Switzerland					4:00.22	6.91
			RICHARD Manon	F	0.53	31.50	1:04.60		
			DEGTYARYOV Volodymyr	M	0.08	29.03	1:04.53	2:09.13	
			BASILE Enrico	M	0.11	24.90	54.06	3:03.19	
			BALTHASAR Julia	F	0.34	27.29	57.03		
18	2	1	AUT - Austria					4:01.32	8.01
			PARVOV Nikolay	M	0.69	27.04	57.53		
			SYSLO Julia	F	0.20	32.70	1:11.22	2:08.75	
			KOVACHEVICH Milana	F	0.31	28.05	1:01.93	3:10.68	
			KOPF Viktor	M	0.18	24.10	50.64		
19	3	0	IRL - Ireland					4:02.02	8.71
			BYRNE Brydan	M	0.62	28.04	58.47		
			BRADLEY Adam	M	0.28	30.04	1:04.80	2:03.27	
			BURNS-ATKIN Alana	F	0.54	29.29	1:02.80	3:06.07	
			DAVISON Grace	F	0.18	26.67	55.95		

Results Summary

Event Number 27

Rank	Heat	Lane	NAT / Name	Gender	R.T.	50m	100m	Time	Time Behind	
20	3	5	FIN - Finland					4:03.83	10.52	
			NIEMINEN Ilmari	M	0.63	28.35	59.17			
			KAITURI Ellen	F	0.08	32.81	1:12.28	2:11.45		
			ZAUTASVILI Aron	M	0.15	25.31	55.57	3:07.02		
			PAIVARINTA Venla	F	0.24	27.28	56.81			
21	1	6	BIH - Bosnia and Herzegovina					4:09.43	16.12	
			DRACIC Kenan	M	0.60	27.77	58.24			
			KADIC Arian	M	0.34	30.68	1:05.21	2:03.45		
			VRABAC Zerina	F	0.40	30.05	1:06.81	3:10.26		
			AVDIC Iman	F	0.26	28.47	59.17			
22	3	2	LAT - Latvia					4:16.85	23.54	
			ROBERTS Arons	M	0.60	28.32	59.56			
			SIDLOVSKA Evelina	F	0.15	35.77	1:21.52	2:21.08		
			ALEKSEJEVS Elijs	M	0.27	25.74	56.61	3:17.69		
				BAUMANE Petra Aleksandra	F	0.10	27.49	59.16		
	2	0	BUL - Bulgaria						DSQ	
			GOSPODINOV Todor	M	0.62	27.77	58.28			
			MADZHUNOV Mihail	M	0.04	29.59	1:04.75	2:03.03		
GAMISHEVA Kalina			F	0.28	29.17	1:02.35	3:05.38			
			TEMELKOVA Tiana	F	-0.18					

Legend:							
CR	Championship Record	DSQ	Disqualified	EJ	European Junior Record	F	Female
M	Male	Q	Qualified for next phase	R	Reserve	R.T.	Reaction Time
WJ	World Junior Record						

Event 28
5 JUL 2024 - 10:51

Women's 800m Freestyle

Results Summary

Event Number 28

	Record	Splits	Name	NAT Code	Location	Date
WJ	8:11.00	59.44 2:01.48 4:05.70	LEDECKY Katie	USA	CISD Natatorium	19 JUN 2014
CR	8:21.91	1:00.23 2:02.94 4:08.99	TUNCEL Merve	TUR	Shanandoah (USA)	7 JUL 2021
EJ	8:21.91	1:00.23 2:02.94 4:08.99	TUNCEL Merve	TUR	Rome (ITA)	7 JUL 2021

Rank	Heat	Lane	Name	NAT Code	Date of Birth	R.T.	Time	Time Behind
1	3	4	BLOCKSIDGE Amelie	GBR	9 APR 2009	0.84	8:39.27	Q
	50m 29.99	100m 1:02.32	150m 1:34.83	200m 2:07.40	250m 2:39.93	300m 3:12.46	350m 3:45.05	400m 4:17.49
		32.33	32.51	32.57	32.53	32.53	32.59	32.44
	450m 4:50.11	500m 5:23.07	550m 5:55.86	600m 6:28.82	650m 7:01.80	700m 7:34.68	750m 8:07.13	
	32.62	32.96	32.79	32.96	32.98	32.88	32.45	32.14
2	4	3	VASILAKI Artemis	GRE	20 OCT 2006	0.55	8:42.13	2.86 Q
	50m 30.00	100m 1:02.70	150m 1:35.43	200m 2:08.73	250m 2:41.57	300m 3:14.28	350m 3:46.73	400m 4:19.52
		32.70	32.73	33.30	32.84	32.71	32.45	32.79
	450m 4:52.21	500m 5:25.33	550m 5:58.32	600m 6:31.79	650m 7:05.39	700m 7:38.54	750m 8:10.86	
	32.69	33.12	32.99	33.47	33.60	33.15	32.32	31.27
3	4	6	GIANNELLI Emma Vittoria	ITA	3 FEB 2007	0.78	8:43.05	3.78 Q
	50m 30.52	100m 1:02.96	150m 1:35.73	200m 2:08.45	250m 2:41.28	300m 3:14.24	350m 3:47.12	400m 4:20.33
		32.44	32.77	32.72	32.83	32.96	32.88	33.21
	450m 4:53.74	500m 5:26.89	550m 6:00.06	600m 6:33.56	650m 7:06.46	700m 7:39.68	750m 8:12.35	
	33.41	33.15	33.17	33.50	32.90	33.22	32.67	30.70
4	4	5	PLOGER Marian	GER	12 APR 2006	0.76	8:43.49	4.22 Q
	50m 30.81	100m 1:04.02	150m 1:37.09	200m 2:10.10	250m 2:43.02	300m 3:16.11	350m 3:49.11	400m 4:22.07
		33.21	33.07	33.01	32.92	33.09	33.00	32.96
	450m 4:54.83	500m 5:27.87	550m 6:00.69	600m 6:33.89	650m 7:06.68	700m 7:39.76	750m 8:12.41	
	32.76	33.04	32.82	33.20	32.79	33.08	32.65	31.08
5	3	5	ACKERMANN Julia	GER	23 MAR 2007	0.76	8:45.20	5.93 Q
	50m 29.79	100m 1:02.41	150m 1:35.19	200m 2:08.01	250m 2:40.65	300m 3:13.52	350m 3:46.65	400m 4:19.76
		32.62	32.78	32.82	32.64	32.87	33.13	33.11
	450m 4:53.12	500m 5:26.20	550m 5:59.76	600m 6:33.12	650m 7:06.48	700m 7:39.76	750m 8:13.14	
	33.36	33.08	33.56	33.36	33.36	33.28	33.38	32.06
6	4	4	JACKL Vivien	HUN	17 OCT 2008	0.77	8:48.14	8.87 Q
	50m 30.50	100m 1:03.84	150m 1:37.17	200m 2:10.43	250m 2:43.76	300m 3:17.12	350m 3:50.55	400m 4:23.83
		33.34	33.33	33.26	33.33	33.36	33.43	33.28
	450m 4:56.98	500m 5:30.42	550m 6:04.02	600m 6:37.45	650m 7:10.49	700m 7:43.34	750m 8:16.49	
	33.15	33.44	33.60	33.43	33.04	32.85	33.15	31.65
7	3	3	MARTIN ARGENTE Noa	ESP	18 OCT 2007	0.57	8:48.46	9.19 Q
	50m 30.17	100m 1:02.64	150m 1:35.64	200m 2:08.67	250m 2:41.78	300m 3:15.19	350m 3:48.45	400m 4:22.00
		32.47	33.00	33.03	33.11	33.41	33.26	33.55
	450m 4:55.36	500m 5:28.87	550m 6:02.49	600m 6:36.09	650m 7:09.66	700m 7:43.21	750m 8:16.35	
	33.36	33.51	33.62	33.60	33.57	33.55	33.14	32.11
8	3	2	WILSON Hollie	GBR	21 SEP 2008	0.70	8:49.39	10.12 Q
	50m 30.27	100m 1:03.16	150m 1:36.21	200m 2:09.59	250m 2:43.13	300m 3:16.58	350m 3:50.19	400m 4:23.91
		32.89	33.05	33.38	33.54	33.45	33.61	33.72
	450m 4:57.47	500m 5:30.82	550m 6:04.66	600m 6:38.26	650m 7:11.95	700m 7:45.45	750m 8:18.46	
	33.56	33.35	33.84	33.60	33.69	33.50	33.01	30.93
9	4	2	RUBIO VILLORIA Alba	ESP	4 JUN 2009	0.82	8:50.73	11.46 R
	50m 29.85	100m 1:02.51	150m 1:35.83	200m 2:08.97	250m 2:42.26	300m 3:15.53	350m 3:49.00	400m 4:22.47
		32.66	33.32	33.14	33.29	33.27	33.47	33.47
	450m 4:56.28	500m 5:29.95	550m 6:03.69	600m 6:37.64	650m 7:11.42	700m 7:45.26	750m 8:18.73	
	33.81	33.67	33.74	33.95	33.78	33.84	33.47	32.00
10	3	6	PIGNOTTI Elisa	ITA	25 AUG 2006	0.72	8:51.36	12.09 R
	50m 30.28	100m 1:03.57	150m 1:36.88	200m 2:10.13	250m 2:43.71	300m 3:17.00	350m 3:50.36	400m 4:23.95
		33.29	33.31	33.25	33.58	33.29	33.36	33.59
	450m 4:57.42	500m 5:30.89	550m 6:04.32	600m 6:37.83	650m 7:11.39	700m 7:45.23	750m 8:18.89	
	33.47	33.47	33.43	33.51	33.56	33.84	33.66	32.47




Event 28
5 JUL 2024 - 10:51

Women's 800m Freestyle

Results Summary

Event Number 28

Rank	Heat	Lane	Name	NAT Code	Date of Birth	R.T.	Time	Time Behind									
11	4	8	SADE Selinnur	TUR	4 MAY 2008	0.76	8:53.77	14.50									
		50m	31.19	100m	1:03.91	150m	1:37.40	200m	2:10.58	250m	2:43.94	300m	3:17.23	350m	3:50.72	400m	4:24.10
					32.72		33.49		33.18		33.36		33.29		33.49		33.38
		450m	4:58.09	500m	5:31.72	550m	6:05.71	600m	6:39.52	650m	7:13.48	700m	7:47.66	750m	8:21.42		
			33.99		33.63		33.99		33.81		33.96		34.18		33.76		32.35
12	3	7	STIGER Diana-Gabriela	ROU	9 APR 2008	0.73	8:54.89	15.62									
		50m	30.21	100m	1:03.11	150m	1:36.57	200m	2:10.16	250m	2:43.94	300m	3:17.59	350m	3:51.61	400m	4:25.68
					32.90		33.46		33.59		33.78		33.65		34.02		34.07
		450m	4:59.72	500m	5:33.48	550m	6:07.56	600m	6:41.34	650m	7:15.36	700m	7:49.47	750m	8:22.95		
			34.04		33.76		34.08		33.78		34.02		34.11		33.48		31.94
13	4	1	TERLIZZI Ludovica	ITA	20 AUG 2007	1.01	8:56.73	17.46									
		50m	30.43	100m	1:03.29	150m	1:36.49	200m	2:10.00	250m	2:43.17	300m	3:16.75	350m	3:50.37	400m	4:23.81
					32.86		33.20		33.51		33.17		33.58		33.62		33.44
		450m	4:57.59	500m	5:31.50	550m	6:05.89	600m	6:40.00	650m	7:14.53	700m	7:49.10	750m	8:23.78		
			33.78		33.91		34.39		34.11		34.53		34.57		34.68		32.95
14	2	5	PODRZAVNIK Zara	SLO	22 SEP 2008	0.75	8:56.79	17.52									
		50m	30.91	100m	1:03.96	150m	1:37.43	200m	2:11.02	250m	2:44.57	300m	3:18.36	350m	3:52.25	400m	4:26.15
					33.05		33.47		33.59		33.55		33.79		33.89		33.90
		450m	5:00.28	500m	5:34.56	550m	6:08.63	600m	6:42.78	650m	7:16.92	700m	7:51.17	750m	8:25.10		
			34.13		34.28		34.07		34.15		34.14		34.25		33.93		31.69
15	3	1	KASVIO Louna	FIN	29 JAN 2006	0.73	8:57.43	18.16									
		50m	30.68	100m	1:04.03	150m	1:37.26	200m	2:10.46	250m	2:43.66	300m	3:17.41	350m	3:51.37	400m	4:25.46
					33.35		33.23		33.20		33.20		33.75		33.96		34.09
		450m	4:59.52	500m	5:33.78	550m	6:08.08	600m	6:42.30	650m	7:16.57	700m	7:50.81	750m	8:24.82		
			34.06		34.26		34.30		34.22		34.27		34.24		34.01		32.61
16	3	9	RAKOPOULOU Antonia	GRE	3 JUN 2008	0.67	9:00.48	21.21									
		50m	30.61	100m	1:03.96	150m	1:37.86	200m	2:11.53	250m	2:45.51	300m	3:19.24	350m	3:53.25	400m	4:27.39
					33.35		33.90		33.67		33.98		33.73		34.01		34.14
		450m	5:01.64	500m	5:35.93	550m	6:10.44	600m	6:45.00	650m	7:19.33	700m	7:53.83	750m	8:27.84		
			34.25		34.29		34.51		34.56		34.33		34.50		34.01		32.64
17	2	2	VANDERLINDEN Siri	BEL	24 AUG 2009	0.77	9:01.91	22.64									
		50m	30.96	100m	1:03.72	150m	1:37.47	200m	2:11.57	250m	2:45.68	300m	3:20.08	350m	3:54.66	400m	4:29.46
					32.76		33.75		34.10		34.11		34.40		34.58		34.80
		450m	5:03.75	500m	5:38.36	550m	6:12.63	600m	6:46.88	650m	7:21.46	700m	7:56.08	750m	8:30.00		
			34.29		34.61		34.27		34.25		34.58		34.62		33.92		31.91
18	2	4	ADIR Ofek	ISR	7 JUN 2006	0.72	9:03.31	24.04									
		50m	30.79	100m	1:03.96	150m	1:37.56	200m	2:11.70	250m	2:45.76	300m	3:20.27	350m	3:54.45	400m	4:28.90
					33.17		33.60		34.14		34.06		34.51		34.18		34.45
		450m	5:03.17	500m	5:37.69	550m	6:11.95	600m	6:46.59	650m	7:21.29	700m	7:56.07	750m	8:30.62		
			34.27		34.52		34.26		34.64		34.70		34.78		34.55		32.69
19	3	0	SZABO Lilla	HUN	6 MAY 2009	0.74	9:03.63	24.36									
		50m	31.18	100m	1:05.30	150m	1:39.21	200m	2:13.41	250m	2:47.06	300m	3:21.45	350m	3:55.33	400m	4:29.98
					34.12		33.91		34.20		33.65		34.39		33.88		34.65
		450m	5:04.57	500m	5:39.09	550m	6:13.48	600m	6:48.26	650m	7:22.61	700m	7:56.98	750m	8:30.84		
			34.59		34.52		34.39		34.78		34.35		34.37		33.86		32.79
20	4	0	MAKRI Georgia	GRE	12 JUL 2006	0.72	9:04.08	24.81									
		50m	30.96	100m	1:04.34	150m	1:37.82	200m	2:11.57	250m	2:45.47	300m	3:19.67	350m	3:53.84	400m	4:28.34
					33.38		33.48		33.75		33.90		34.20		34.17		34.50
		450m	5:02.78	500m	5:37.25	550m	6:11.70	600m	6:46.17	650m	7:20.84	700m	7:55.57	750m	8:30.18		
			34.44		34.47		34.45		34.47		34.67		34.73		34.61		33.90
21	3	8	ZAFEIRATOU Maria	GRE	7 SEP 2007	0.70	9:04.43	25.16									
		50m	30.93	100m	1:04.05	150m	1:37.82	200m	2:11.87	250m	2:45.86	300m	3:20.02	350m	3:54.24	400m	4:28.46
					33.12		33.77		34.05		33.99		34.16		34.22		34.22
		450m	5:02.75	500m	5:37.39	550m	6:12.09	600m	6:46.67	650m	7:21.49	700m	7:56.11	750m	8:30.78		
			34.29		34.64		34.70		34.58		34.82		34.62		34.67		33.65
22	4	7	HENVEAUX Camille	BEL	2 MAR 2006	0.72	9:05.53	26.26									
		50m	30.79	100m	1:03.46	150m	1:36.68	200m	2:10.56	250m	2:44.59	300m	3:18.76	350m	3:53.18	400m	4:27.70
					32.67		33.22		33.88		34.03		34.17		34.42		34.52
		450m	5:02.69	500m	5:37.65	550m	6:12.20	600m	6:47.04	650m	7:22.10	700m	7:57.14	750m	8:32.16		
			34.99		34.96		34.55		34.84		35.06		35.04		35.02		33.37



Results Summary

Event Number 28

Rank	Heat	Lane	Name	NAT Code	Date of Birth	R.T.	Time	Time Behind										
23	1	7	NANNUCCI Bianca	ITA	24 MAR 2008	0.87	9:06.45	27.18										
		50m	31.20	100m	1:05.14	150m	1:40.08	200m	2:14.66	250m	2:49.32	300m	3:23.36	350m	3:57.65	400m	4:31.91	
					33.94		34.94		34.58		34.66		34.04		34.29		34.26	
		450m	5:05.93	500m	5:40.01	550m	6:14.59	600m	6:48.94	650m	7:23.64	700m	7:58.40	750m	8:33.11			
			34.02		34.08		34.58		34.35		34.70		34.76		34.71		33.34	
24	2	6	RIZEK Lilli	AUT	28 OCT 2008	0.74	9:06.77	27.50										
		50m	30.62	100m	1:04.10	150m	1:37.66	200m	2:11.72	250m	2:45.76	300m	3:20.51	350m	3:54.93	400m	4:29.90	
					33.48		33.56		34.06		34.04		34.75		34.42		34.97	
		450m	5:04.62	500m	5:39.63	550m	6:14.62	600m	6:49.66	650m	7:24.64	700m	7:59.72	750m	8:34.26			
			34.72		35.01		34.99		35.04		34.98		35.08		34.54		32.51	
25	2	8	BRICELJ Iza	SLO	23 DEC 2008	0.70	9:07.16	27.89										
		50m	31.63	100m	1:05.99	150m	1:40.30	200m	2:14.73	250m	2:49.30	300m	3:23.74	350m	3:58.12	400m	4:32.24	
					34.36		34.31		34.43		34.57		34.44		34.38		34.12	
		450m	5:06.32	500m	5:40.91	550m	6:15.48	600m	6:50.18	650m	7:25.15	700m	7:59.99	750m	8:33.90			
			34.08		34.59		34.57		34.70		34.97		34.84		33.91		33.26	
26	2	7	HAMALAINEN Malla	FIN	22 APR 2008	0.76	9:12.08	32.81										
		50m	31.52	100m	1:06.00	150m	1:40.93	200m	2:15.59	250m	2:50.37	300m	3:25.27	350m	4:00.04	400m	4:35.04	
					34.48		34.93		34.66		34.78		34.90		34.77		35.00	
		450m	5:10.28	500m	5:45.05	550m	6:19.99	600m	6:55.32	650m	7:30.56	700m	8:06.02	750m	8:40.12			
			35.24		34.77		34.94		35.33		35.24		35.46		34.10		31.96	
27	2	3	PAUN Briana-Mihaela	ROU	12 OCT 2009	0.71	9:12.35	33.08										
		50m	30.77	100m	1:03.73	150m	1:37.35	200m	2:11.33	250m	2:45.65	300m	3:20.63	350m	3:55.50	400m	4:30.54	
					32.96		33.62		33.98		34.32		34.98		34.87		35.04	
		450m	5:05.89	500m	5:41.64	550m	6:17.54	600m	6:53.29	650m	7:28.22	700m	8:03.79	750m	8:39.30			
			35.35		35.75		35.90		35.75		34.93		35.57		35.51		33.05	
28	2	1	BIRKISDOTTIR Freyja	ISL	2 FEB 2006	0.68	9:12.55	33.28										
		50m	30.41	100m	1:03.82	150m	1:37.44	200m	2:11.33	250m	2:45.29	300m	3:19.73	350m	3:54.40	400m	4:29.33	
					33.41		33.62		33.89		33.96		34.44		34.67		34.93	
		450m	5:04.21	500m	5:39.71	550m	6:15.33	600m	6:51.35	650m	7:27.06	700m	8:03.24	750m	8:38.78			
			34.88		35.50		35.62		36.02		35.71		36.18		35.54		33.77	
29	4	9	SHWARTZ Omer	ISR	20 JUN 2006	0.70	9:12.79	33.52										
		50m	31.31	100m	1:04.72	150m	1:38.21	200m	2:12.25	250m	2:46.69	300m	3:21.31	350m	3:56.31	400m	4:31.38	
					33.41		33.49		34.04		34.44		34.62		35.00		35.07	
		450m	5:06.60	500m	5:41.88	550m	6:17.41	600m	6:52.97	650m	7:28.54	700m	8:03.95	750m	8:39.38			
			35.22		35.28		35.53		35.56		35.57		35.41		35.43		33.41	
30	1	3	VISOCKAITE Ieva	LTU	18 JUL 2007	0.72	9:13.37	34.10										
		50m	30.81	100m	1:04.68	150m	1:38.82	200m	2:13.72	250m	2:48.42	300m	3:23.74	350m	3:58.80	400m	4:34.27	
					33.87		34.14		34.90		34.70		35.32		35.06		35.47	
		450m	5:09.20	500m	5:44.52	550m	6:19.52	600m	6:54.84	650m	7:30.36	700m	8:05.87	750m	8:40.49			
			34.93		35.32		35.00		35.32		35.52		35.51		34.62		32.88	
31	2	0	ANDRIYSDOTTIR Katja Lilja	ISL	27 OCT 2006	0.69	9:18.13	38.86										
		50m	31.10	100m	1:05.06	150m	1:39.47	200m	2:14.46	250m	2:49.47	300m	3:24.80	350m	4:00.12	400m	4:35.52	
					33.96		34.41		34.99		35.01		35.33		35.32		35.40	
		450m	5:10.93	500m	5:46.46	550m	6:21.99	600m	6:57.64	650m	7:32.98	700m	8:08.62	750m	8:43.74			
			35.41		35.53		35.53		35.65		35.34		35.64		35.12		34.39	
32	2	9	HULTBERG KULLBERG Wilma	SWE	19 SEP 2007	0.74	9:19.34	40.07										
		50m	31.62	100m	1:05.63	150m	1:40.54	200m	2:15.29	250m	2:50.56	300m	3:25.08	350m	4:00.24	400m	4:35.65	
					34.01		34.91		34.75		35.27		34.52		35.16		35.41	
		450m	5:11.44	500m	5:47.46	550m	6:23.12	600m	6:58.88	650m	7:35.08	700m	8:10.73	750m	8:46.37			
			35.79		36.02		35.66		35.76		36.20		35.65		35.64		32.97	
33	1	6	SVENCIONYTE Stela	LTU	31 JAN 2008	0.65	9:20.56	41.29										
		50m	31.63	100m	1:06.18	150m	1:41.40	200m	2:16.64	250m	2:52.25	300m	3:27.64	350m	4:03.48	400m	4:38.91	
					34.55		35.22		35.24		35.61		35.39		35.84		35.43	
		450m	5:14.52	500m	5:50.31	550m	6:26.02	600m	7:01.89	650m	7:37.77	700m	8:13.67	750m	8:48.71			
			35.61		35.79		35.71		35.87		35.88		35.90		35.04		31.85	
34	1	5	OROSZ Sara	SVK	18 APR 2009	0.74	9:20.99	41.72										
		50m	31.11	100m	1:05.13	150m	1:40.29	200m	2:15.34	250m	2:50.60	300m	3:25.96	350m	4:01.95	400m	4:37.87	
					34.02		35.16		35.05		35.26		35.36		35.99		35.92	
		450m	5:13.92	500m	5:50.19	550m	6:26.17	600m	7:01.84	650m	7:37.88	700m	8:13.66	750m	8:48.48			
			36.05		36.27		35.98		35.67		36.04		35.78		34.82		32.51	

Results Summary

Event Number 28

Rank	Heat	Lane	Name	NAT Code	Date of Birth	R.T.	Time	Time Behind
35	1	4	COROVIC Katarina	SRB	24 SEP 2008	0.79	9:21.04	41.77
	50m 31.29	100m 1:05.84	150m 1:40.95	200m 2:16.27	250m 2:51.79	300m 3:27.12	350m 4:02.62	400m 4:38.11
		34.55	35.11	35.32	35.52	35.33	35.50	35.49
	450m 5:14.01	500m 5:50.17	550m 6:25.57	600m 7:01.93	650m 7:37.58	700m 8:13.86	750m 8:48.73	
	35.90	36.16	35.40	36.36	35.65	36.28	34.87	32.31
36	1	2	GRAY Sophia Isabella	SVK	1 FEB 2009	0.64	9:37.04	57.77
	50m 33.37	100m 1:09.42	150m 1:45.51	200m 2:21.66	250m 2:57.85	300m 3:34.15	350m 4:09.71	400m 4:46.13
		36.05	36.09	36.15	36.19	36.30	35.56	36.42
	450m 5:22.09	500m 5:58.59	550m 6:35.27	600m 7:11.99	650m 7:48.19	700m 8:25.07	750m 9:01.27	
	35.96	36.50	36.68	36.72	36.20	36.88	36.20	35.77

Legend:

CR	Championship Record	EJ	European Junior Record	Q	Qualified for next phase	R	Reserve
R.T.	Reaction Time	WJ	World Junior Record				

Results Summary

Event Number 29

	Record	Splits		Name	NAT Code	Location	Date	
WJ	7:43.37	56.29	1:55.08	3:52.94	GALOSSO Lorenzo	ITA	Rome (ITA)	13 AUG 2022
CR	7:47.45	56.69	1:55.98	3:53.28	MITSin Petar	BUL	Belgrade (SRB)	8 JUL 2023
EJ	7:43.37	56.29	1:55.08	3:52.94	GALOSSO Lorenzo	ITA	Rome (ITA)	13 AUG 2022

Rank	Heat	Lane	Name	NAT Code	Date of Birth	R.T.	Time	Time Behind
1	4	4	TUNCELLI Kuzey	TUR	30 AUG 2007	0.72	7:59.05	Q
			50m 26.88				100m 56.66	
							150m 1:27.20	
							200m 1:57.54	
							250m 2:27.87	
							300m 2:58.29	
							350m 3:28.58	
							400m 3:59.15	
							450m 4:29.42	
							500m 4:59.64	
							550m 5:29.41	
							600m 5:59.52	
							650m 6:30.21	
							700m 7:00.78	
							750m 7:30.15	
							800m 7:59.05	
								30.27
								30.22
								29.77
								30.11
								30.69
								30.57
								29.37
								28.90
2	3	4	OZDEN Muhammed Yusuf	TUR	26 FEB 2006	0.70	8:00.52	1.47 Q
			50m 27.83				100m 57.76	
							150m 1:28.31	
							200m 1:58.81	
							250m 2:29.57	
							300m 3:00.42	
							350m 3:30.87	
							400m 4:00.96	
							450m 4:31.25	
							500m 5:01.53	
							550m 5:31.86	
							600m 6:01.97	
							650m 6:32.20	
							700m 7:02.18	
							750m 7:32.19	
							800m 8:00.52	
								30.85
								30.45
								30.09
								30.50
								30.28
								30.33
								30.11
								30.23
								29.98
								30.01
								28.33
3	4	5	ALBAYRAK Emir Batur	TUR	7 JUN 2007	0.65	8:01.94	2.89
			50m 27.41				100m 56.82	
							150m 1:27.01	
							200m 1:57.13	
							250m 2:27.54	
							300m 2:58.15	
							350m 3:28.91	
							400m 3:59.52	
							450m 4:30.02	
							500m 5:00.81	
							550m 5:31.70	
							600m 6:02.23	
							650m 6:33.04	
							700m 7:03.88	
							750m 7:33.93	
							800m 8:01.94	
								30.81
								30.84
								30.05
								30.76
								30.61
								30.46
								28.06
								30.61
								30.76
								30.46
								28.06
4	4	3	LIEBMANN Johannes	GER	21 MAR 2007	0.74	8:03.70	4.65 Q
			50m 27.47				100m 57.51	
							150m 1:27.68	
							200m 1:58.21	
							250m 2:28.42	
							300m 2:59.22	
							350m 3:29.56	
							400m 4:00.09	
							450m 4:31.03	
							500m 5:01.79	
							550m 5:32.84	
							600m 6:03.68	
							650m 6:34.60	
							700m 7:05.18	
							750m 7:35.64	
							800m 8:03.70	
								30.92
								30.58
								30.46
								28.06
5	4	2	KAKOULAKIS Vasileios	GRE	16 JUN 2007	0.67	8:03.87	4.82 Q
			50m 27.07				100m 57.18	
							150m 1:27.26	
							200m 1:57.55	
							250m 2:27.86	
							300m 2:58.43	
							350m 3:28.92	
							400m 3:59.61	
							450m 4:30.44	
							500m 5:01.56	
							550m 5:32.24	
							600m 6:03.48	
							650m 6:34.24	
							700m 7:05.32	
							750m 7:35.25	
							800m 8:03.87	
								29.93
								31.08
								28.62
6	3	5	BERTONI Filippo	ITA	16 FEB 2006	0.61	8:06.67	7.62 Q
			50m 27.43				100m 57.57	
							150m 1:28.16	
							200m 1:58.89	
							250m 2:29.51	
							300m 3:00.77	
							350m 3:31.37	
							400m 4:01.98	
							450m 4:32.03	
							500m 5:02.37	
							550m 5:32.78	
							600m 6:03.46	
							650m 6:34.21	
							700m 7:05.48	
							750m 7:36.32	
							800m 8:06.67	
								31.27
								30.84
								30.35
7	3	9	PROCA Andrei-Theodor	ROU	20 SEP 2007	0.73	8:07.00	7.95 Q
			50m 27.79				100m 57.96	
							150m 1:28.71	
							200m 1:59.35	
							250m 2:30.13	
							300m 3:00.60	
							350m 3:31.29	
							400m 4:01.80	
							450m 4:32.64	
							500m 5:03.42	
							550m 5:34.51	
							600m 6:05.20	
							650m 6:36.13	
							700m 7:06.55	
							750m 7:37.74	
							800m 8:07.00	
								30.93
								30.42
								31.19
								29.26
8	3	6	REINKE Simon	GER	17 FEB 2006	0.60	8:08.30	9.25 Q
			50m 27.16				100m 57.35	
							150m 1:28.16	
							200m 1:59.14	
							250m 2:29.70	
							300m 3:00.85	
							350m 3:31.83	
							400m 4:02.81	
							450m 4:33.40	
							500m 5:04.40	
							550m 5:35.60	
							600m 6:06.94	
							650m 6:38.11	
							700m 7:09.32	

Event 29
5 JUL 2024 - 11:34

Men's 800m Freestyle

Results Summary

Event Number 29

Rank	Heat	Lane	Name	NAT Code	Date of Birth	R.T.	Time	Time Behind
11	3	3	KAPALA Bartosz	POL	28 SEP 2006	0.72	8:11.52	12.47 R
		50m	27.92					
		100m	58.23					
		150m	1:29.16					
		200m	2:00.02					
		250m	2:30.78					
		300m	3:01.57					
		350m	3:32.26					
		400m	4:03.33					
		450m	4:34.27					
		500m	5:05.65					
		550m	5:36.58					
		600m	6:08.17					
		650m	6:39.24					
		700m	7:11.09					
		750m	7:42.12					
		800m	8:11.52					
			30.31					
			30.93					
			30.76					
			31.02					
			31.38					
			30.93					
			31.59					
			31.07					
			31.85					
			31.03					
			29.40					
12	4	1	BERNARDON Julio	SUI	10 DEC 2006	0.71	8:11.80	12.75
		50m	28.21					
		100m	58.97					
		150m	1:29.99					
		200m	2:01.45					
		250m	2:32.85					
		300m	3:03.94					
		350m	3:35.11					
		400m	4:06.43					
		450m	4:36.57					
		500m	5:07.31					
		550m	5:38.01					
		600m	6:08.87					
		650m	6:39.86					
		700m	7:11.48					
		750m	7:42.11					
		800m	8:11.80					
			30.74					
			30.70					
			30.86					
			30.99					
			31.62					
			30.63					
			29.69					
13	3	2	NAGY Nandor	ROU	18 JAN 2006	0.67	8:12.44	13.39
		50m	27.98					
		100m	58.50					
		150m	1:29.47					
		200m	2:00.41					
		250m	2:31.49					
		300m	3:02.40					
		350m	3:33.04					
		400m	4:03.71					
		450m	4:34.29					
		500m	5:05.52					
		550m	5:36.61					
		600m	6:08.24					
		650m	6:39.12					
		700m	7:11.10					
		750m	7:42.31					
		800m	8:12.44					
			31.23					
			31.09					
			31.63					
			30.88					
			31.98					
			31.21					
			30.13					
14	4	8	ILTSISIN Mark	EST	30 APR 2006	0.66	8:12.97	13.92
		50m	27.84					
		100m	58.12					
		150m	1:28.79					
		200m	1:59.55					
		250m	2:30.66					
		300m	3:01.91					
		350m	3:33.34					
		400m	4:04.72					
		450m	4:35.96					
		500m	5:07.35					
		550m	5:38.68					
		600m	6:10.15					
		650m	6:41.58					
		700m	7:13.00					
		750m	7:44.29					
		800m	8:12.97					
			31.39					
			31.33					
			31.47					
			31.43					
			31.42					
			31.29					
			28.68					
15	4	0	KLEINHEINZ FC	GER	3 APR 2007	0.79	8:13.87	14.82
		50m	28.61					
		100m	59.53					
		150m	1:30.61					
		200m	2:01.97					
		250m	2:33.31					
		300m	3:04.72					
		350m	3:36.05					
		400m	4:06.99					
		450m	4:38.05					
		500m	5:09.33					
		550m	5:40.58					
		600m	6:11.80					
		650m	6:43.02					
		700m	7:14.37					
		750m	7:44.74					
		800m	8:13.87					
			31.06					
			31.28					
			31.25					
			31.22					
			31.35					
			30.37					
			29.13					
16	2	4	MAURI Mattia	SUI	4 AUG 2006	0.75	8:16.91	17.86
		50m	27.82					
		100m	58.20					
		150m	1:29.06					
		200m	2:00.05					
		250m	2:31.24					
		300m	3:02.62					
		350m	3:34.20					
		400m	4:05.66					
		450m	4:37.33					
		500m	5:09.02					
		550m	5:40.78					
		600m	6:12.88					
		650m	6:44.56					
		700m	7:16.20					
		750m	7:47.57					
		800m	8:16.91					
			31.67					
			31.69					
			31.76					
			32.10					
			31.68					
			31.64					
			31.37					
			29.34					
17	3	7	LEVERKUS Leo	GER	26 APR 2008	0.72	8:20.70	21.65
		50m	27.70					
		100m	57.88					
		150m	1:28.52					
		200m	1:59.47					
		250m	2:30.66					
		300m	3:01.74					
		350m	3:32.99					
		400m	4:04.46					
		450m	4:36.06					
		500m	5:07.99					
		550m	5:39.72					
		600m	6:12.10					
		650m	6:43.85					
		700m	7:16.15					
		750m	7:48.58					
		800m	8:20.70					
			31.60					
			31.93					
			31.73					
			32.38					
			31.75					
			32.30					
			32.43					
			32.12					
18	2	5	ANDERSEN Gustav Steen	DEN	26 JUN 2006	0.66	8:21.25	22.20
		50m	27.92					
		100m	58.68					
		150m	1:29.98					
		200m	2:01.43					
		250m	2:33.09					
		300m	3:04.90					
		350m	3:36.83					
		400m	4:08.85					
		450m	4					

Event 29**5 JUL 2024 - 11:34****Men's 800m Freestyle****Results Summary****Event Number 29**

Rank	Heat	Lane	Name	NAT Code	Date of Birth	R.T.	Time	Time Behind
23	2	1	NAYDENOV Aleks	BUL	22 MAR 2007	0.66	8:23.03	23.98
	50m 27.39	100m 57.84	150m 1:29.34	200m 2:00.87	250m 2:32.49	300m 3:04.19	350m 3:35.84	400m 4:07.93
		30.45	31.50	31.53	31.62	31.70	31.65	32.09
450m 4:39.73	500m 5:11.70	550m 5:44.08	600m 6:16.74	650m 6:48.94	700m 7:21.57	750m 7:53.41		
31.80	31.97	32.38	32.66	32.20	32.63	31.84	29.62	
24	2	6	VAICIUNAS Kostas	LTU	26 MAY 2006	0.63	8:23.07	24.02
	50m 27.69	100m 57.84	150m 1:28.55	200m 1:59.69	250m 2:31.12	300m 3:02.65	350m 3:33.94	400m 4:05.69
		30.15	30.71	31.14	31.43	31.53	31.29	31.75
450m 4:37.70	500m 5:09.59	550m 5:41.61	600m 6:14.46	650m 6:46.98	700m 7:19.67	750m 7:51.89		
32.01	31.89	32.02	32.85	32.52	32.69	32.22	31.18	
25	2	9	O'BRIEN Denis	IRL	18 MAY 2007	0.66	8:24.75	25.70
	50m 28.61	100m 58.79	150m 1:30.07	200m 2:01.24	250m 2:32.96	300m 3:04.49	350m 3:36.72	400m 4:08.44
		30.18	31.28	31.17	31.72	31.53	32.23	31.72
450m 4:40.73	500m 5:13.06	550m 5:45.31	600m 6:17.56	650m 6:50.05	700m 7:22.03	750m 7:54.20		
32.29	32.33	32.25	32.25	32.49	31.98	32.17	30.55	
26	4	9	COURTOIS Maxime	BEL	24 OCT 2006	0.66	8:26.52	27.47
	50m 28.06	100m 58.66	150m 1:29.21	200m 2:00.06	250m 2:30.98	300m 3:02.50	350m 3:34.02	400m 4:06.19
		30.60	30.55	30.85	30.92	31.52	31.52	32.17
450m 4:38.34	500m 5:11.21	550m 5:43.77	600m 6:16.37	650m 6:48.77	700m 7:21.96	750m 7:54.68		
32.15	32.87	32.56	32.60	32.40	33.19	32.72	31.84	
27	3	8	LOVENS Florentin	BEL	19 JAN 2006	0.68	8:27.89	28.84
	50m 28.65	100m 59.23	150m 1:30.07	200m 2:01.04	250m 2:32.25	300m 3:03.40	350m 3:35.30	400m 4:07.50
		30.58	30.84	30.97	31.21	31.15	31.90	32.20
450m 4:39.94	500m 5:12.30	550m 5:45.17	600m 6:17.71	650m 6:50.60	700m 7:23.54	750m 7:56.40		
32.44	32.36	32.87	32.54	32.89	32.94	32.86	31.49	
28	2	3	JOHNSEN SFH	DEN	27 MAR 2007	0.74	8:29.91	30.86
	50m 28.57	100m 59.68	150m 1:31.58	200m 2:03.71	250m 2:35.64	300m 3:07.93	350m 3:40.28	400m 4:12.72
		31.11	31.90	32.13	31.93	32.29	32.35	32.44
450m 4:44.65	500m 5:17.09	550m 5:49.45	600m 6:22.08	650m 6:54.37	700m 7:26.83	750m 7:58.94		
31.93	32.44	32.46	32.63	32.29	32.46	32.11	30.97	
29	1	2	NILSSON Ted	SWE	28 FEB 2006	0.69	8:31.19	32.14
	50m 27.73	100m 57.92	150m 1:28.76	200m 2:00.21	250m 2:32.37	300m 3:04.55	350m 3:36.41	400m 4:08.50
		30.19	30.84	31.45	32.16	32.18	31.86	32.09
450m 4:40.85	500m 5:13.81	550m 5:46.74	600m 6:19.82	650m 6:52.71	700m 7:25.91	750m 7:58.89		
32.35	32.96	32.93	33.08	32.89	33.20	32.98	32.30	
30	2	7	PEREIRA Rui	POR	31 JAN 2008	0.84	8:32.37	33.32
	50m 28.03	100m 58.69	150m 1:30.30	200m 2:02.25	250m 2:34.53	300m 3:06.62	350m 3:39.20	400m 4:11.53
		30.66	31.61	31.95	32.28	32.09	32.58	32.33
450m 4:43.56	500m 5:16.12	550m 5:49.31	600m 6:22.10	650m 6:55.17	700m 7:28.12	750m 8:00.82		
32.03	32.56	33.19	32.79	33.07	32.95	32.70	31.55	
31	1	4	TOROPITIN Ivan	MDA	6 AUG 2007	0.69	8:32.81	33.76
	50m 29.26	100m 1:01.44	150m 1:33.05	200m 2:04.99	250m 2:37.52	300m 3:09.84	350m 3:42.60	400m 4:15.22
		32.18	31.61	31.94	32.53	32.32	32.76	32.62
450m 4:47.58	500m 5:20.08	550m 5:52.60	600m 6:25.00	650m 6:57.53	700m 7:29.75	750m 8:01.79		
32.36	32.50	32.52	32.40	32.53	32.22	32.04	31.02	
32	1	3	SCHARER Noah	SUI	30 JAN 2007	0.66	8:35.85	36.80
	50m 28.69	100m 1:00.13	150m 1:31.90	200m 2:03.78	250m 2:35.90	300m 3:08.29	350m 3:40.85	400m 4:13.70
		31.44	31.77	31.88	32.12	32.39	32.56	32.85
450m 4:46.64	500m 5:19.52	550m 5:52.55	600m 6:25.68	650m 6:58.49	700m 7:31.51	750m 8:04.14		
32.94	32.88	33.03	33.13	32.81	33.02	32.63	31.71	
33	2	0	NAYDENOV Deyvid	BUL	22 MAR 2007	0.73	8:38.56	39.51
	50m 28.35	100m 59.37	150m 1:30.87	200m 2:02.81	250m 2:35.02	300m 3:07.95	350m 3:40.81	400m 4:13.84
		31.02	31.50	31.94	32.21	32.93	32.86	33.03
450m 4:46.40	500m 5:19.97	550m 5:53.18	600m 6:26.56	650m 6:59.90	700m 7:33.71	750m 8:06.47		
32.56	33.57	33.21	33.38	33.34	33.81	32.76	32.09	
34	1	7	ASKHAM Heini Mohr	FRO	23 SEP 2006	0.68	8:40.96	41.91
	50m 29.19	100m 1:01.27	150m 1:33.47	200m 2:06.17	250m 2:38.51	300m 3:11.27	350m 3:44.85	400m 4:17.68
		32.08	32.20	32.70	32.34	32.76	33.58	32.83
450m 4:50.73	500m 5:23.58	550m 5:56.45	600m 6:29.02	650m 7:02.26	700m 7:35.17	750m 8:09.11		
33.05	32.85	32.87	32.57	33.24	32.91	33.94	31.85	

Results Summary

Event Number 29

Rank	Heat	Lane	Name	NAT Code	Date of Birth	R.T.	Time	Time Behind
35	1	6	ANDREOU Rodolfos	CYP	15 MAY 2006	0.69	8:43.96	44.91
	50m 29.80	100m 1:02.51	150m 1:35.95	200m 2:08.98	250m 2:42.21	300m 3:15.60	350m 3:48.81	400m 4:22.39
		32.71	33.44	33.03	33.23	33.39	33.21	33.58
	450m 4:55.20	500m 5:28.60	550m 6:01.70	600m 6:34.86	650m 7:07.87	700m 7:41.40	750m 8:13.43	
	32.81	33.40	33.10	33.16	33.01	33.53	32.03	30.53
36	1	1	HUNA Edlijano	ALB	13 AUG 2008	0.64	9:00.77	1:01.72
	50m 30.12	100m 1:03.12	150m 1:36.46	200m 2:10.11	250m 2:44.00	300m 3:17.74	350m 3:52.11	400m 4:26.55
		33.00	33.34	33.65	33.89	33.74	34.37	34.44
	450m 5:01.00	500m 5:35.71	550m 6:10.59	600m 6:45.62	650m 7:20.28	700m 7:55.25	750m 8:29.08	
	34.45	34.71	34.88	35.03	34.66	34.97	33.83	31.69
37	1	8	KIRGIZOVS Timurs	LAT	6 AUG 2008	0.64	9:25.30	1:26.25
	50m 29.69	100m 1:02.58	150m 1:37.33	200m 2:12.11	250m 2:48.05	300m 3:23.86	350m 4:00.44	400m 4:36.65
		32.89	34.75	34.78	35.94	35.81	36.58	36.21
	450m 5:13.19	500m 5:49.65	550m 6:26.33	600m 7:02.83	650m 7:39.15	700m 8:15.53	750m 8:50.99	
	36.54	36.46	36.68	36.50	36.32	36.38	35.46	34.31
	4	6	TEMIZ Tolga	TUR	24 MAR 2006		DNS	

Legend:							
=	Equal rank	CR	Championship Record	DNS	Did Not Start	EJ	European Junior Record
Q	Qualified for next phase	R	Reserve	R.T.	Reaction Time	WJ	World Junior Record

Results

Event Number 24

	Record	Split	Name	NAT Code	Location	Date
WJ	52.70	25.70	OLEKSIAK Penny	CAN	Rio de Janeiro (BRA)	11 AUG 2016
CR	53.97	25.95	STEENBERGEN Marrit	NED	Baku (AZE)	23 JUN 2015
=CR	53.97	26.28	STEENBERGEN Marrit	NED	Baku (AZE)	24 JUN 2015
EJ	53.61	26.29	ANDERSON Freya	GBR	Glasgow (GBR)	8 AUG 2018

Rank	Lane	Name	NAT Code	R.T.	50m	Time	Time Behind
1	4	CURTIS Sara	ITA	0.70	(1) 25.79	54.22 28.43	
2	3	ABRAHAM Minna	HUN	0.70	(2) 26.30	54.28 27.98	0.06
3	5	DAVISON Grace	IRL	0.70	(6) 26.64	55.11 28.47	0.89
4	8	DIACONESCU Rebecca-Aimee	ROU	0.72	(=7) 26.95	55.27 28.32	1.05
5	7	MOLNAR Dora	HUN	0.66	(5) 26.63	55.31 28.68	1.09
6	6	CACHOT Albane	FRA	0.67	(3) 26.54	55.42 28.88	1.20
7	2	ROTH Linda	GER	0.70	(4) 26.57	55.52 28.95	1.30
8	1	ROSSI--BENE Giulia	FRA	0.67	(=7) 26.95	55.62 28.67	1.40

Legend:

=	Equal record and rank	CR	Championship Record	EJ	European Junior Record	R.T.	Reaction Time
WJ	World Junior Record						

Results

Event Number 26

	Record	Splits	Name	NAT Code	Location	Date
WJ	2:04.06	27.73 58.97 1:31.47	McINTOSH Summer	CAN	Fukuoka (JPN)	27 JUL 2023
CR	2:06.26	28.87 1:00.03 1:32.58	PUDAR Lana	BIH	Belgrade (SRB)	8 JUL 2023
EJ	2:06.26	28.87 1:00.03 1:32.58	PUDAR Lana	BIH	Belgrade (SRB)	8 JUL 2023

Rank	Lane	Name	NAT Code	R.T.	50m	100m	150m	Time	Time Behind
1	3	DUMONT Sarah	BEL	0.71	(4) 29.19	(2) 1:01.78 32.59	(1) 1:35.09 33.31	2:09.64 34.55	
2	4	CABANES GARZAS Laura	ESP	0.66	(1) 28.59	(1) 1:01.23 32.64	(2) 1:35.15 33.92	2:09.96 34.81	0.32
3	5	BAIEVYCH Alina	GER	0.68	(5) 29.40	(4) 1:02.63 33.23	(3) 1:36.02 33.39	2:10.09 34.07	0.45
4	1	ABONYI TOTH Glenda	HUN	0.74	(2) 29.11	(5) 1:02.86 33.75	(7) 1:37.79 34.93	2:11.83 34.04	2.19
5	7	FOX Lucy	GBR	0.75	(7) 29.89	(7) 1:03.13 33.24	(6) 1:37.50 34.37	2:12.34 34.84	2.70
6	6	ALZETTA Giada	ITA	0.68	(6) 29.61	(6) 1:03.01 33.40	(5) 1:37.20 34.19	2:12.40 35.20	2.76
7	2	TANIG Defne	TUR	0.75	(3) 29.16	(3) 1:02.51 33.35	(4) 1:36.99 34.48	2:12.89 35.90	3.25
8	8	SEKUTI Hana	SLO	0.67	(8) 30.16	(8) 1:04.06 33.90	(8) 1:38.92 34.86	2:15.11 36.19	5.47

Legend:							
CR	Championship Record	EJ	European Junior Record	R.T.	Reaction Time	WJ	World Junior Record

Results

Event Number 28

	Record	Splits	Name	NAT Code	Location	Date
WJ	8:11.00	59.44 2:01.48 4:05.70	LEDECKY Katie	USA	CISD Natatorium	19 JUN 2014
CR	8:21.91	1:00.23 2:02.94 4:08.99	TUNCEL Merve	TUR	Shanandoah (USA) Rome (ITA)	7 JUL 2021
EJ	8:21.91	1:00.23 2:02.94 4:08.99	TUNCEL Merve	TUR	Rome (ITA)	7 JUL 2021

Rank	Lane	Name	NAT Code	R.T.	Time	Time Behind		
1	4	BLOCKSIDGE Amelie	GBR	0.80	8:30.05			
	50m (=3) 29.57	100m (=2) 1:01.57	150m (1) 1:33.78	200m (1) 2:06.02	250m (1) 2:38.19	300m (1) 3:10.50	350m (1) 3:42.72	400m (1) 4:14.92
		32.00	32.21	32.24	32.17	32.31	32.22	32.20
	450m (1) 4:47.18	500m (1) 5:19.28	550m (1) 5:51.72	600m (1) 6:23.98	650m (1) 6:56.12	700m (1) 7:27.83	750m (1) 7:59.48	
	32.26	32.10	32.44	32.26	32.14	31.71	31.65	30.57
2	7	JACKL Vivien	HUN	0.77	8:32.33	2.28		
	50m (5) 29.68	100m (1) 1:01.56	150m (4) 1:33.99	200m (4) 2:06.61	250m (4) 2:39.19	300m (4) 3:11.67	350m (5) 3:44.30	400m (5) 4:16.94
		31.88	32.62	32.61	32.58	32.48	32.63	32.64
	450m (4) 4:49.01	500m (2) 5:21.18	550m (2) 5:53.14	600m (2) 6:25.16	650m (2) 6:57.18	700m (2) 7:29.23	750m (2) 8:01.26	
	32.07	32.17	31.96	32.02	32.02	32.05	32.03	31.07
3	3	GIANNELLI Emma Vittoria	ITA	0.75	8:33.83	3.78		
	50m (=3) 29.57	100m (=2) 1:01.57	150m (2) 1:33.95	200m (2) 2:06.32	250m (2) 2:38.66	300m (2) 3:11.02	350m (2) 3:43.57	400m (3) 4:16.23
		32.00	32.38	32.37	32.34	32.36	32.55	32.66
	450m (3) 4:48.91	500m (5) 5:21.74	550m (5) 5:54.32	600m (5) 6:27.04	650m (5) 6:59.84	700m (5) 7:32.43	750m (5) 8:04.39	
	32.68	32.83	32.58	32.72	32.80	32.59	31.96	29.44
4	6	PLOGER Marian	GER	0.76	8:34.02	3.97		
	50m (8) 30.17	100m (8) 1:02.32	150m (7) 1:34.57	200m (6) 2:06.94	250m (5) 2:39.27	300m (5) 3:11.77	350m (4) 3:44.20	400m (4) 4:16.79
		32.15	32.25	32.37	32.33	32.50	32.43	32.59
	450m (5) 4:49.06	500m (4) 5:21.66	550m (3) 5:53.71	600m (3) 6:26.11	650m (3) 6:58.12	700m (3) 7:30.57	750m (3) 8:02.65	
	32.27	32.60	32.05	32.40	32.01	32.45	32.08	31.37
5	5	VASILAKI Artemis	GRE	0.68	8:34.13	4.08		
	50m (2) 29.56	100m (4) 1:01.59	150m (3) 1:33.98	200m (3) 2:06.33	250m (3) 2:38.68	300m (3) 3:11.05	350m (3) 3:43.73	400m (2) 4:16.00
		32.03	32.39	32.35	32.35	32.37	32.68	32.27
	450m (2) 4:48.83	500m (3) 5:21.42	550m (4) 5:54.18	600m (4) 6:26.51	650m (4) 6:59.19	700m (4) 7:31.71	750m (4) 8:03.68	
	32.83	32.59	32.76	32.33	32.68	32.52	31.97	30.45
6	1	MARTIN ARGENTE Noa	ESP	0.68	8:46.33	16.28		
	50m (6) 29.71	100m (7) 1:02.07	150m (8) 1:35.06	200m (8) 2:08.13	250m (8) 2:40.99	300m (8) 3:14.53	350m (8) 3:47.66	400m (8) 4:20.81
		32.36	32.99	32.07	32.86	33.54	33.13	33.15
	450m (8) 4:54.08	500m (8) 5:27.11	550m (7) 6:00.42	600m (6) 6:33.99	650m (7) 7:07.72	700m (6) 7:41.27	750m (7) 8:14.72	
	33.27	33.03	33.31	33.57	33.73	33.55	33.45	31.61
7	2	ACKERMANN Julia	GER	0.78	8:46.40	16.35		
	50m (1) 29.52	100m (5) 1:01.64	150m (6) 1:34.36	200m (7) 2:07.26	250m (7) 2:40.04	300m (7) 3:13.16	350m (7) 3:46.30	400m (7) 4:19.95
		32.12	32.72	32.90	32.78	33.12	33.14	33.65
	450m (7) 4:53.21	500m (6) 5:26.62	550m (6) 6:00.10	600m (7) 6:34.06	650m (6) 7:07.60	700m (7) 7:41.31	750m (6) 8:14.37	
	33.26	33.41	33.48	33.96	33.54	33.71	33.06	32.03
8	8	WILSON Hollie	GBR	0.69	8:48.72	18.67		
	50m (7) 29.74	100m (6) 1:01.68	150m (5) 1:34.16	200m (5) 2:06.76	250m (6) 2:39.66	300m (6) 3:12.56	350m (6) 3:45.78	400m (6) 4:19.16
		31.94	32.48	32.60	32.90	32.90	33.22	33.38
	450m (6) 4:52.92	500m (7) 5:26.87	550m (8) 6:01.05	600m (8) 6:35.08	650m (8) 7:09.24	700m (8) 7:42.94	750m (8) 8:16.70	
	33.76	33.95	34.18	34.03	34.16	33.70	33.76	32.02

Legend:						
=	Equal rank	CR	Championship Record	EJ	European Junior Record	R.T. Reaction Time
WJ	World Junior Record					

Results

Event Number 29

	Record	Splits	Name	NAT Code	Location	Date
WJ	7:43.37	56.29 1:55.08 3:52.94	GALOSSO Lorenzo	ITA	Rome (ITA)	13 AUG 2022
CR	7:47.45	56.69 1:55.98 3:53.28	MIT SIN Petar	BUL	Belgrade (SRB)	8 JUL 2023
EJ	7:43.37	56.29 1:55.08 3:52.94	GALOSSO Lorenzo	ITA	Rome (ITA)	13 AUG 2022

Rank	Lane	Name	NAT Code	R.T.	Time	Time Behind
1	4	TUNCELLI Kuzey	TUR	0.72	7:48.01	
	50m (1) 26.64	100m (1) 55.35	150m (1) 1:24.79	200m (1) 1:54.47	250m (1) 2:24.10	300m (1) 2:53.78
		28.71	29.44	29.68	29.63	29.75
	450m (1) 4:22.74	500m (1) 4:52.34	550m (1) 5:22.25	600m (1) 5:51.92	650m (1) 6:21.07	700m (1) 6:50.80
	29.65	29.60	29.91	29.67	29.15	29.73
2	5	OZDEN Muhammed Yusuf	TUR	0.69	7:56.18	8.17
	50m (6) 27.15	100m (2) 56.33	150m (2) 1:25.98	200m (2) 1:56.24	250m (2) 2:26.45	300m (2) 2:56.89
		29.18	29.65	30.26	30.21	30.44
	450m (2) 4:27.43	500m (2) 4:57.49	550m (2) 5:27.49	600m (2) 5:57.60	650m (2) 6:27.71	700m (2) 6:57.71
	30.03	30.06	30.00	30.11	30.00	30.00
3	3	LIEBMANN Johannes	GER	0.74	7:58.39	10.38
	50m (7) 27.17	100m (6) 56.65	150m (5) 1:26.95	200m (6) 1:57.27	250m (6) 2:27.58	300m (5) 2:57.91
		29.48	30.30	30.32	30.31	30.40
	450m (3) 4:28.98	500m (3) 4:59.39	550m (3) 5:29.51	600m (3) 5:59.96	650m (3) 6:30.13	700m (3) 7:00.55
	30.23	30.41	30.12	30.45	30.17	30.42
4	2	BERTONI Filippo	ITA	0.61	8:02.41	14.40
	50m (4) 26.98	100m (3) 56.34	150m (3) 1:26.32	200m (3) 1:56.59	250m (3) 2:27.02	300m (3) 2:57.57
		29.36	29.98	30.27	30.43	30.55
	450m (4) 4:29.06	500m (4) 4:59.71	550m (4) 5:29.95	600m (4) 6:00.63	650m (4) 6:31.11	700m (4) 7:01.94
	30.70	30.65	30.24	30.68	30.48	30.83
5	7	PROCA Andrei-Theodor	ROU	0.71	8:05.43	17.42
	50m (5) 27.12	100m (5) 56.60	150m (6) 1:26.99	200m (4) 1:57.13	250m (5) 2:27.45	300m (4) 2:57.87
		29.48	30.39	30.14	30.32	30.42
	450m (5) 4:29.77	500m (5) 5:00.31	550m (5) 5:31.27	600m (5) 6:01.81	650m (5) 6:32.91	700m (5) 7:03.48
	30.98	30.54	30.96	30.54	31.10	30.57
6	1	REINKE Simon	GER	0.63	8:07.77	19.76
	50m (2) 26.72	100m (4) 56.46	150m (4) 1:26.56	200m (5) 1:57.15	250m (4) 2:27.34	300m (6) 2:58.42
		29.74	30.10	30.59	30.19	31.08
	450m (6) 4:30.94	500m (6) 5:02.25	550m (6) 5:33.41	600m (6) 6:05.00	650m (6) 6:36.28	700m (6) 7:07.80
	30.88	31.31	31.16	31.59	31.28	31.52
7	6	KAKOULAKIS Vasileios	GRE	0.63	8:09.17	21.16
	50m (3) 26.95	100m (7) 56.72	150m (7) 1:27.29	200m (7) 1:57.80	250m (7) 2:28.23	300m (7) 2:59.24
		29.77	30.57	30.51	30.43	31.01
	450m (7) 4:32.53	500m (7) 5:03.82	550m (7) 5:35.36	600m (7) 6:06.63	650m (7) 6:38.04	700m (7) 7:09.34
	31.45	31.29	31.54	31.27	31.41	31.30
8	8	GNACZYNSKI Michal	POL	0.70	8:13.68	25.67
	50m (8) 28.30	100m (8) 58.24	150m (8) 1:29.42	200m (8) 2:00.22	250m (8) 2:31.54	300m (8) 3:02.53
		29.94	31.18	30.80	31.32	30.99
	450m (8) 4:36.97	500m (8) 5:08.22	550m (8) 5:39.71	600m (8) 6:11.13	650m (8) 6:42.52	700m (8) 7:13.73
	31.44	31.25	31.49	31.42	31.39	31.21

Legend:							
CR	Championship Record	EJ	European Junior Record	R.T.	Reaction Time	WJ	World Junior Record

Results Summary

Event Number 30

	Record	Split	Name	NAT Code	Location	Date
WJ	46.86	22.74	POPOVICI David	ROU	Rome (ITA)	13 AUG 2022
CR	47.30	22.97	POPOVICI David	ROU	Rome (ITA)	8 JUL 2021
EJ	46.86	22.74	POPOVICI David	ROU	Rome (ITA)	13 AUG 2022

Rank	Heat	Lane	Name	NAT Code	Date of Birth	R.T.	50m	Time	Time Behind
1	2	4	NENADIC Vlaho	CRO	12 JAN 2006	0.70	23.53	48.88 25.35	Q
2	1	4	D'AMBROSIO Carlos	ITA	5 FEB 2007	0.61	23.66	49.28 25.62	0.40 Q
=3	2	2	HOEK LE GUENEDAL Luca	ESP	11 MAR 2008	0.64	23.37	49.36 25.99	0.48 Q
=3	2	3	SHEPHERD Gabriel	GBR	6 JAN 2008	0.66	24.09	49.36 25.27	0.48 Q
5	1	5	CVETKOV Justin	SRB	12 JUN 2007	0.63	23.43	49.50 26.07	0.62 Q
6	2	5	BALLARATI Lorenzo	ITA	7 JUN 2006	0.68	23.63	49.53 25.90	0.65 Q
7	1	6	JUSKA Tajus	LTU	17 JAN 2009	0.63	23.59	49.55 25.96	0.67 Q
8	1	3	RAJE Michael	GER	24 MAR 2006	0.65	23.87	49.80 25.93	0.92 Q
9	2	6	CHALENDAR Alexandre	FRA	31 MAY 2006	0.64	23.98	49.97 25.99	1.09 R
10	1	1	CASTELLA Nicholas	DEN	1 JUN 2007	0.68	24.18	50.01 25.83	1.13 R
11	1	2	MILLS Jacob	GBR	5 SEP 2007	0.63	24.24	50.16 25.92	1.28
12	1	7	TREPOCKA Kristupas	LTU	22 MAY 2006	0.67	24.47	50.26 25.79	1.38
13	2	7	OZDEMIR Demir	TUR	5 MAY 2008	0.61	23.97	50.30 26.33	1.42
14	2	1	PIETRON Przemyslaw	POL	24 JAN 2007	0.68	24.00	50.31 26.31	1.43
15	2	8	MILLAN DE MIGUEL Oliver	ESP	19 DEC 2006	0.64	24.48	50.69 26.21	1.81
16	1	8	HAMILTON Matthew	IRL	13 DEC 2007	0.67	24.36	51.11 26.75	2.23

Legend:						
=	Equal rank	CR	Championship Record	EJ	European Junior Record	Q Qualified for next phase
R	Reserve	R.T.	Reaction Time	WJ	World Junior Record	

Results Summary

Event Number 31

	Record	Split	Name	NAT Code	Location	Date
WJ	57.57	27.74	SMITH Regan	USA	Gwangju (KOR)	28 JUL 2019
CR	59.62	29.17	EGOROVA Polina	RUS	Netanya (ISR)	2 JUL 2017
EJ	59.08	29.09	SHKURDAI Anastasiya	BLR	Brest (BLR)	17 JUL 2020

Rank	Heat	Lane	Name	NAT Code	Date of Birth	R.T.	50m	Time	Time Behind
1	1	4	KOMOROCZY Lora	HUN	22 FEB 2006	0.67	29.45	1:01.45 32.00	Q
2	1	6	SILISTEANU Daria-Mariuca	ROU	10 MAR 2009	0.61	29.68	1:01.54 31.86	0.09 Q
3	2	5	COSTA DE VICENTE Sara	ESP	6 NOV 2009	0.61	30.43	1:01.97 31.54	0.52 Q
4	2	4	KINSMAN Blythe	GBR	24 FEB 2007	0.68	30.11	1:02.05 31.94	0.60 Q
5	2	3	TONRATH NOLLGEN EL	ESP	18 JAN 2007	0.59	30.35	1:02.09 31.74	0.64 Q
6	2	7	BOSCARO Benedetta	ITA	13 DEC 2008	0.65	30.11	1:02.31 32.20	0.86 Q
7	1	3	PYRILI Despoina	GRE	1 JUN 2008	0.51	30.02	1:02.37 32.35	0.92 Q
8	1	2	LECHEVALIER Jeanne	FRA	8 DEC 2009	0.57	30.25	1:02.41 32.16	0.96 Q
9	1	7	ENGELSE Jinth	NED	28 SEP 2008	0.62	30.16	1:02.62 32.46	1.17 R
10	2	2	PRISECARIU Aissia-Claudia	ROU	15 APR 2008	0.61	30.23	1:02.64 32.41	1.19 R
11	1	1	ROSSI Greta	ITA	8 JAN 2009	0.72	29.83	1:02.88 33.05	1.43
12	1	5	ALLART Lucine	FRA	13 JUL 2007	0.59	30.63	1:02.90 32.27	1.45
13	2	6	MOLNAR Dora	HUN	29 JUN 2006	0.65	30.44	1:02.98 32.54	1.53
14	2	8	KROGH Emma Brogaard	DEN	31 JAN 2007	0.68	31.13	1:03.14 32.01	1.69
15	1	8	KORTHUIS Sara	NED	6 SEP 2006	0.75	30.91	1:03.46 32.55	2.01
16	2	1	POCIUTE Emilija	LTU	30 DEC 2008	0.62	30.70	1:03.82 33.12	2.37

Legend:

CR	Championship Record	EJ	European Junior Record	Q	Qualified for next phase	R	Reserve
R.T.	Reaction Time	WJ	World Junior Record				

Results Summary

Event Number 32

	Record	Split	Name	NAT Code	Location	Date
WJ	59.01	27.48	MARTINENGIH Nicolò	ITA	Indianapolis (USA)	23 AUG 2017
CR	59.23	27.60	MARTINENGIH Nicolò	ITA	Netanya (ISR)	2 JUL 2017
EJ	59.01	27.48	MARTINENGIH Nicolò	ITA	Indianapolis (USA)	23 AUG 2017

Rank	Heat	Lane	Name	NAT Code	Date of Birth	R.T.	50m	Time	Time Behind
1	2	5	NTOUMAS Evangelos Efraim	GRE	26 JUL 2008	0.68	29.02	1:01.16 32.14	Q
2	2	3	MORGAN Max	GBR	9 JAN 2008	0.67	28.29	1:01.30 33.01	0.14 Q
3	2	4	BILTAEV Subajr	GER	23 JAN 2007	0.66	28.51	1:01.44 32.93	0.28 Q
4	1	4	NOWACKI Filip	GBR	1 OCT 2007	0.65	29.04	1:01.62 32.58	0.46 Q
5	2	1	CADEVALL MICOLAU Nil	ESP	19 JUL 2006	0.61	29.02	1:01.67 32.65	0.51 Q
6	1	3	MANOLOV Maksim	BUL	2 NOV 2006	0.70	29.32	1:01.81 32.49	0.65 Q
7	1	5	MUNN Oliver	SWE	25 APR 2007	0.62	28.86	1:01.95 33.09	0.79 Q
8	1	6	GAJDA Jan	POL	26 JUN 2007	0.65	29.29	1:02.00 32.71	0.84 Q
=9	2	2	KYIASHCHENKO Stanislav	UKR	29 SEP 2008	0.68	29.12	1:02.13 33.01	0.97 R?
=9	2	7	STORELL Gustav	SWE	5 JAN 2006	0.62	28.88	1:02.13 33.25	0.97 R?
11	1	8	ALLAVERDI Nusrat	TUR	19 DEC 2007	0.66	28.48	1:02.19 33.71	1.03
12	1	7	BOCK Kenneth	GER	16 NOV 2006	0.66	29.54	1:02.31 32.77	1.15
13	1	1	RADOS Vito	CRO	10 APR 2006	0.65	29.20	1:02.51 33.31	1.35
14	2	8	BONNIZ Pedro	POR	6 JAN 2006	0.71	29.85	1:02.63 32.78	1.47
15	1	2	STATE Matei-Cristian	ROU	16 JAN 2008	0.64	29.52	1:02.94 33.42	1.78
16	2	6	CAPOGNA Sebastien	FRA	24 APR 2006	0.61	29.17	1:03.00 33.83	1.84

Legend:

=	Equal rank	CR	Championship Record	EJ	European Junior Record
Q	Qualified for next phase	R.T.	Reaction Time	R?	Involved in swim-off (reserve)
WJ	World Junior Record				

Results Summary

Event Number 33

	Record	Split	Name	NAT Code	Location	Date
WJ	1:04.35	29.97	MEILUTYTE Ruta	LTU	Barcelona (ESP)	29 JUL 2013
CR	1:05.48	31.13	MEILUTYTE Ruta	LTU	Poznan (POL)	14 JUL 2013
EJ	1:04.35	29.97	MEILUTYTE Ruta	LTU	Barcelona (ESP)	29 JUL 2013

Rank	Heat	Lane	Name	NAT Code	Date of Birth	R.T.	50m	Time	Time Behind
1	2	4	JEFIMOVA Eneli	EST	27 DEC 2006	0.65	31.05	1:06.08 35.03	Q
2	2	6	PLYTNYKAITE Smilte	LTU	8 JAN 2007	0.65	32.26	1:08.31 36.05	2.23 Q
3	2	5	PINEDA LOPEZ Nayara	ESP	30 JAN 2008	0.65	32.28	1:08.83 36.55	2.75 Q
4	1	3	SCHNEIDER Hannah	GER	21 FEB 2008	0.63	32.62	1:09.15 36.53	3.07 Q
5	1	6	RUIZ SANCHEZ Jimena	ESP	13 JUL 2007	0.67	32.53	1:09.22 36.69	3.14 Q
6	1	5	MATI Irene	ITA	7 MAY 2006	0.68	33.11	1:09.28 36.17	3.20 Q
7	2	3	TAYLOR Theodora	GBR	21 FEB 2009	0.69	32.86	1:09.36 36.50	3.28 Q
8	1	4	CARTER Jasmine	GBR	2 APR 2009	0.75	33.24	1:09.38 36.14	3.30 Q
9	2	7	LUCCHESI Lisa	ITA	1 JUL 2006	0.71	32.82	1:09.40 36.58	3.32 R
10	1	1	LUDWIG Lena	GER	31 MAY 2007	0.62	32.86	1:09.46 36.60	3.38 R
11	1	2	WRONA Ewa	POL	9 MAY 2006	0.74	32.57	1:09.80 37.23	3.72
12	2	2	CUETO CABRERA Havana	SUI	20 JAN 2007	0.63	32.56	1:09.90 37.34	3.82
13	2	1	STANCIKAITE Guoda	LTU	2 AUG 2007	0.72	32.57	1:10.07 37.50	3.99
14	1	7	BUKVIC Martina	SRB	24 MAY 2006	0.67	32.81	1:10.44 37.63	4.36
15	1	8	ZSEBOK Laura	HUN	15 JUN 2006	0.73	33.17	1:10.71 37.54	4.63
16	2	8	MUSTONEN Veera	FIN	10 NOV 2008	0.72	33.84	1:11.41 37.57	5.33

Legend:							
CR	Championship Record	EJ	European Junior Record	Q	Qualified for next phase	R	Reserve
R.T.	Reaction Time	WJ	World Junior Record				

Results Summary

REVISED
7 JUL 9:15

Event Number 34

	Record	Split	Name	NAT Code	Location	Date
WJ	52.53	25.53	KOLESNIKOV Kliment	RUS	Glasgow (GBR)	6 AUG 2018
CR	52.91	25.41	MASIUK Ksawery	POL	Otopeni (ROU)	10 JUL 2022
EJ	52.53	25.53	KOLESNIKOV Kliment	RUS	Glasgow (GBR)	6 AUG 2018

Rank	Heat	Lane	Name	NAT Code	Date of Birth	R.T.	50m	Time	Time Behind
1	2	5	KRISCHKE Jakub Jan	CZE	15 MAR 2006	0.63	26.68	55.02 28.34	Q
2	2	4	DEL SIGNORE Daniele	ITA	22 JAN 2007	0.64	26.79	55.12 28.33	0.10 Q
3	1	5	CONSTANTINESCU Alexandru	ROU	27 APR 2006	0.61	26.93	55.16 28.23	0.14 Q
4	1	4	SHORTT John	IRL	7 FEB 2007	0.66	27.07	55.18 28.11	0.16 Q
5	1	3	LAZZARI Davide	ITA	2 DEC 2006	0.65	26.96	55.53 28.57	0.51 Q
6	2	3	FADDA-SAUVAGEOT R	FRA	2 MAR 2007	0.52	27.19	55.59 28.40	0.57 Q
7	2	2	GOLDIN Aukan	ISR	14 JUL 2007	0.60	27.04	55.83 28.79	0.81 Q
8	2	1	MORK Alexis Emanuel	NOR	18 FEB 2006	0.72	26.56	56.10 29.54	1.08 Q
9	2	7	DEICMANS Nikolass	LAT	8 APR 2006	0.65	27.01	56.11 29.10	1.09 R
10	2	6	PASSEK Vincent	GER	7 APR 2006	0.58	26.42	56.12 29.70	1.10 R
11	1	6	COHEN Niv	ISR	26 JAN 2006	0.55	27.18	56.28 29.10	1.26
12	1	1	URBANIAK Olivier	POL	1 JUN 2007	0.66	27.06	56.30 29.24	1.28
13	2	8	DENYSENKO Anton	UKR	10 OCT 2008	0.66	27.82	56.53 28.71	1.51
14	1	7	CARAPOVIC Luka	CRO	27 MAY 2006	0.57	27.18	56.65 29.47	1.63
15	1	2	TUSKENIS Mykolas	LTU	12 APR 2009	0.63	27.11	56.67 29.56	1.65
16	1	8	FRANCISCO Silva	POR	14 MAR 2006	0.59	27.73	57.52 29.79	2.50

Legend:

CR Championship Record **EJ** European Junior Record **Q** Qualified for next phase **R** Reserve
R.T. Reaction Time **WJ** World Junior Record

REVISED

European Junior record corrected

Results Summary

Event Number 35

	Record	Name	NAT Code	Location	Date
WJ	25.46	IKEE Rikako	JPN	Indianapolis (USA)	26 AUG 2017
CR	26.10	PUDAR Lana	BIH	Belgrade (SRB)	9 JUL 2023
EJ	25.66	BEST TIME			

Rank	Heat	Lane	Name	NAT Code	Date of Birth	R.T.	Time	Time Behind
1	2	4	DAMBORG Martine	DEN	7 MAY 2007	0.65	26.33	Q
2	2	7	HALLKVIST Emmy	SWE	31 MAR 2008	0.59	26.45	0.12 Q
3	1	5	KAMZOL Flawia	POL	26 FEB 2007	0.72	26.48	0.15 Q
4	1	4	PAVALIC Jana	CRO	27 MAY 2007	0.65	26.49	0.16 Q
5	1	3	BORSTLER Anna Maria	GER	10 JUN 2006	0.60	26.58	0.25 Q
6	1	6	KONDRASKAITE Patricija	LTU	6 APR 2006	0.69	26.72	0.39 Q
7	2	5	CACHOT Albane	FRA	13 JUL 2007	0.71	26.87	0.54 Q
8	2	6	WIDDOWS Hollie	GBR	12 AUG 2006	0.57	26.90	0.57 Q
9	2	8	RANDVALI Maari	EST	25 MAY 2009	0.63	26.93	0.60 R
10	1	2	SANTAMBROGIO Caterina	ITA	23 MAR 2009	0.74	26.99	0.66 R
11	2	3	PREDINE Aïx	FRA	15 AUG 2006	0.67	27.01	0.68
12	1	8	MADAR Kirke	EST	10 JAN 2007	0.66	27.07	0.74
13	1	7	BALTO Sandra Maria	NOR	10 SEP 2007	0.63	27.17	0.84
14	2	2	SOINI Aliisa	FIN	8 MAR 2007	0.68	27.18	0.85
15	1	1	BEIERLING Klara Sophie	GER	30 AUG 2007	0.70	27.19	0.86
16	2	1	MOSHKOVITCH Elisa	ISR	16 OCT 2006	0.64	27.54	1.21

Legend:

CR	Championship Record	EJ	European Junior Record	Q	Qualified for next phase	R	Reserve
R.T.	Reaction Time	WJ	World Junior Record				

Results Summary

Event Number 36

	Record	Name	NAT Code	Location	Date
WJ	22.96	MATOS RIBEIRO Diogo	POR	Lima (PER)	3 SEP 2022
CR	23.41	DEL RIEGO TORRES Teo	ESP	Vilnius (LTU)	6 JUL 2024
EJ	22.96	RIBEIRO Diogo Matos	POR	Lima (PER)	3 SEP 2022

Rank	Heat	Lane	Name	NAT Code	Date of Birth	R.T.	Time	Time Behind
1	2	4	DEL RIEGO TORRES Teo	ESP	25 APR 2006	0.60	23.46	Q
2	1	4	EDL Lukas	AUT	14 NOV 2006	0.65	23.52	0.06 Q
3	2	5	MOMONI Daniele	ITA	16 DEC 2006	0.62	23.62	0.16 Q
4	1	3	MIKNIC Maro	CRO	2 FEB 2006	0.63	23.84	0.38 Q
5	1	5	PHILIPPS Alexandre	FRA	4 FEB 2006	0.59	23.89	0.43 Q
6	2	3	DUMESNIL Ethan	FRA	29 MAR 2006	0.62	23.97	0.51 Q
7	2	6	AKKOYUN Arda	TUR	31 AUG 2007	0.62	24.06	0.60 Q
8	1	6	ANTAL David	HUN	21 AUG 2008	0.63	24.10	0.64 Q
9	1	2	KLEV Elias	NOR	31 AUG 2006	0.66	24.15	0.69 R
=10	2	7	SLAVIK Ondrej	CZE	20 MAR 2006	0.63	24.29	0.83 R?
=10	2	8	VERSCHOOTEN Leo	BEL	26 MAR 2006	0.61	24.29	0.83 R?
12	2	2	JOVANOVIC Luka	SRB	2 OCT 2007	0.63	24.32	0.86
13	1	1	BAGI Zoltan	HUN	12 JUL 2007	0.64	24.34	0.88
14	2	1	FEARN Dean	GBR	10 FEB 2008	0.62	24.35	0.89
15	1	7	HYLDIG Valdemar Hoffmann	DEN	9 JUL 2008	0.65	24.44	0.98
16	1	8	LOPEZ GUILLEN Javier	ESP	21 DEC 2006	0.68	24.51	1.05

Legend:							
=	Equal rank	CR	Championship Record	EJ	European Junior Record	Q	Qualified for next phase
R	Reserve	R.T.	Reaction Time	R?	Involved in swim-off (reserve)	WJ	World Junior Record

Results Summary

Event Number 37

	Record	Splits	Name	NAT Code	Location	Date
WJ	2:06.89	26.80 58.63 1:37.26	McINTOSH Summer	CAN	Toronto (CAN)	30 MAR 2023
CR	2:12.41	28.81 1:03.32 1:40.45	SCHLOSSHAN Leah	GBR	Belgrade (SRB)	9 JUL 2023
EJ	2:11.03		BEST TIME			

Rank	Heat	Lane	Name	NAT Code	Date of Birth	R.T.	50m	100m	150m	Time	Time Behind
1	2	4	COOPER Phoebe	GBR	17 JAN 2008	0.72	28.82	1:03.99	1:43.18	2:15.40	Q
								35.17	39.19	32.22	
2	1	4	CABANES GARZAS Laura	ESP	3 JAN 2006	0.67	28.72	1:03.71	1:43.09	2:15.63	0.23 Q
								34.99	39.38	32.54	
3	2	5	ROTH Linda	GER	5 JUN 2008	0.70	28.94	1:04.31	1:43.57	2:15.92	0.52 Q
								35.37	39.26	32.35	
4	1	5	ALZETTA Giada	ITA	15 NOV 2006	0.67	28.99	1:03.85	1:43.91	2:16.27	0.87 Q
								34.86	40.06	32.36	
5	2	6	PASCAREANU Giulia	ITA	4 FEB 2007	0.76	28.91	1:04.56	1:44.39	2:16.32	0.92 Q
								35.65	39.83	31.93	
6	2	3	DAVISON Grace	IRL	26 AUG 2007	0.73	29.00	1:03.88	1:44.46	2:16.37	0.97 Q
								34.88	40.58	31.91	
7	1	3	BENKLER Noelle	GER	5 DEC 2007	0.71	29.25	1:04.73	1:44.11	2:16.90	1.50 Q
								35.48	39.38	32.79	
8	1	6	ROBINSON Sholah	GBR	29 JUN 2006	0.71	28.89	1:03.82	1:44.80	2:17.23	1.83 Q
								34.93	40.98	32.43	
9	2	2	ABEL-THIEBAUT Rosalie	FRA	15 JUN 2007	0.71	29.59	1:06.99	1:44.66	2:17.61	2.21 R
								37.40	37.67	32.95	
10	2	7	BARTA Bianka	HUN	23 JUN 2009	0.80	29.44	1:04.47	1:46.06	2:18.00	2.60 R
								35.03	41.59	31.94	
11	1	1	LOHR Kay-Lyn	SUI	18 MAR 2008	0.80	29.62	1:06.41	1:45.39	2:18.05	2.65
								36.79	38.98	32.66	
12	1	2	LUC Vicky	SWE	11 SEP 2007	0.73	28.62	1:05.53	1:45.05	2:18.09	2.69
								36.91	39.52	33.04	
13	1	7	ZAPOTOCKA Natalie	CZE	26 AUG 2007	0.73	31.02	1:07.94	1:46.05	2:19.33	3.93
								36.92	38.11	33.28	
14	2	1	VASS Brigitta	ROU	28 JUL 2007	0.78	29.96	1:06.39	1:45.07	2:19.56	4.16
								36.43	38.68	34.49	
15	1	8	SAHIN Zeynep Selin	TUR	10 AUG 2006	0.79	31.04	1:06.60	1:48.28	2:20.95	5.55
								35.56	41.68	32.67	
	2	8	SIBISEANU Ana-Maria	ROU	26 SEP 2008					DSQ	

Legend:							
CR	Championship Record	DSQ	Disqualified	EJ	European Junior Record	Q	Qualified for next phase
R	Reserve	R.T.	Reaction Time	WJ	World Junior Record		

Event 138
6 JUL 2024 - 20:02

Men's 4x200m Freestyle

Results

Event Number 38

	Record	Splits			NAT (Relay)	Location	Date
WJ	7:08.37	1:48.11	3:35.24	5:22.27	USA - United States of America	Budapest (HUN)	23 AUG 2019
CR	7:15.46	1:48.41	3:37.49	5:26.33	HUN - Hungary	Netanya (ISR)	30 JUN 2017
EJ	7:10.95	1:48.68	3:36.20	5:24.43	HUN - Hungary	Indianapolis (USA)	26 AUG 2017

Rank	Lane	NAT / Name	R.T.	50m	100m	150m	200m	Time	Time Behind
1	4	ITA - Italy						7:12.15	CR
		RAGAINI Alessandro	0.68	25.29	51.69	1:19.40	1:47.26	(1) 1:47.26	
		BERTONI Filippo	0.44	25.35	53.34	1:21.48	1:49.36	(1) 3:36.62	
		VALENTE Gabriele	0.38	25.45	53.03	1:21.28	1:49.05	(1) 5:25.67	
2	5	GER - Germany						7:19.85	7.70
		FRITZKE Lukas	0.63	25.94	53.74	1:21.67	1:49.82	(3) 1:49.82	
		TURCK Jonathan Samuel	0.23	24.67	52.57	1:21.14	1:49.55	(3) 3:39.37	
		OLENBERG Daniel	0.19	25.38	53.49	1:22.76	1:50.92	(3) 5:30.29	
3	6	TUR - Türkiye						7:19.99	7.84
		ISIK Ahmet Burak	0.70	25.79	53.15	1:21.24	1:49.11	(2) 1:49.11	
		TEMIZ Tolga	0.31	25.28	53.29	1:21.85	1:49.74	(2) 3:38.85	
		ERTURK Tuncer Berk	0.23	25.67	53.77	1:22.56	1:50.80	(2) 5:29.65	
4	2	FRA - France						7:22.35	10.20
		DUTRIAUX Neo	0.66	25.94	54.32	1:22.54	1:50.87	(5) 1:50.87	
		HEBRARD Paul	0.29	25.03	52.86	1:21.57	1:50.16	(6) 3:41.03	
		DIJOUX Mael	0.28	25.29	53.66	1:22.46	1:51.76	(6) 5:32.79	
5	1	HUN - Hungary						7:23.99	11.84
		DUCA Stefan Mircea	0.71	25.98	54.69	1:22.81	1:50.88	(=6) 1:50.88	
		PAPAI Oliver	0.20	25.80	54.59	1:22.82	1:50.42	(7) 3:41.30	
		KAKUK Koppany Zeta	0.16	25.03	53.56	1:22.04	1:50.14	(4) 5:31.44	
6	3	GBR - Great Britain						7:24.11	11.96
		SHEPHERD Gabriel	0.65	26.01	54.53	1:23.13	1:50.70	(4) 1:50.70	
		HORNSEY Luke	0.34	25.19	52.81	1:21.26	1:49.83	(4) 3:40.53	
		GRAY Henry	0.28	25.41	53.87	1:22.65	1:51.33	(5) 5:31.86	
7	8	SVK - Slovakia						7:26.09	13.94
		KOSTAL Samuel	0.68	25.63	53.57	1:22.33	1:50.91	(8) 1:50.91	
		MARTINOVIC Matej	0.27	25.25	52.92	1:21.40	1:50.00	(5) 3:40.91	
		PUCEK Richard	0.28	26.28	55.08	1:24.96	1:54.21	(7) 5:35.12	
8	7	POL - Poland						7:26.51	14.36
		FILIPIAK Mikolaj	0.75	25.66	53.52	1:22.19	1:50.88	(=6) 1:50.88	
		FRONCZAK Antoni	0.14	25.79	54.08	1:22.67	1:51.76	(8) 3:42.64	
		MAJOR Erik	0.27	25.50	53.90	1:23.42	1:52.56	(8) 5:35.20	
		SWIDERSKI Julian	0.18	24.85	53.08	1:22.25	1:51.31		

Legend:

= Equal rank **CR** Championship Record **EJ** European Junior Record **R.T.** Reaction Time
WJ World Junior Record



Medallists

Medal	Name	NAT
GOLD	CURTIS Sara	ITA - Italy
SILVER	ABRAHAM Minna	HUN - Hungary
BRONZE	DAVISON Grace	IRL - Ireland





Medallists


Medal	Name	NAT
GOLD	DUMONT Sarah	BEL - Belgium
SILVER	CABANES GARZAS Laura	ESP - Spain
BRONZE	BAIEVYCH Alina	GER - Germany





Medallists

Medal	Name	NAT
GOLD	BLOCKSIDGE Amelie	GBR - Great Britain
SILVER	JACKL Vivien	HUN - Hungary
BRONZE	GIANNELLI Emma Vittoria	ITA - Italy



Medallists

Medal	Name	NAT
GOLD	TUNCELLI Kuzey	TUR - Türkiye
SILVER	OZDEN Muhammed Yusuf	TUR - Türkiye
BRONZE	LIEBMANN Johannes	GER - Germany

Medallists

Medal	NAT	Name
GOLD	ITA - Italy	RAGAINI Alessandro BERTONI Filippo VALENTE Gabriele D'AMBROSIO Carlos BARBOTTI Jacopo VALENTE Gabriele
SILVER	GER - Germany	FRITZKE Lukas TURCK Jonathan Samuel OLENBERG Daniel LIEBMANN Johannes REINKE Simon
BRONZE	TUR - Türkiye	ISIK Ahmet Burak TEMIZ Tolga ERTURK Tuncer Berk TUNCELLI Kuzey KURU Eren

Note:

The first four athletes for each NAT competed in the final.

Results Summary

Event Number 30

	Record	Split	Name	NAT Code	Location	Date
WJ	46.86	22.74	POPOVICI David	ROU	Rome (ITA)	13 AUG 2022
CR	47.30	22.97	POPOVICI David	ROU	Rome (ITA)	8 JUL 2021
EJ	46.86	22.74	POPOVICI David	ROU	Rome (ITA)	13 AUG 2022

Rank	Heat	Lane	Name	NAT Code	Date of Birth	R.T.	50m	Time	Time Behind
1	8	5	NENADIC Vlaho	CRO	12 JAN 2006	0.72	23.76	49.29 25.53	Q
2	7	4	D'AMBROSIO Carlos	ITA	5 FEB 2007	0.63	23.95	49.41 25.46	0.12 Q
3	8	4	BALLARATI Lorenzo	ITA	7 JUN 2006	0.70	23.70	49.64 25.94	0.35 Q
4	7	5	CVETKOV Justin	SRB	12 JUN 2007	0.63	23.45	49.67 26.22	0.38 Q
5	8	7	SHEPHERD Gabriel	GBR	6 JAN 2008	0.65	24.29	49.96 25.67	0.67 Q
6	7	6	RAJE Michael	GER	24 MAR 2006	0.64	23.93	50.02 26.09	0.73 Q
7	8	6	CHALENDAR Alexandre	FRA	31 MAY 2006	0.65	23.66	50.08 26.42	0.79 Q
8	7	3	JUSKA Tajus	LTU	17 JAN 2009	0.62	24.16	50.21 26.05	0.92 Q
9	6	4	PASSAFARO Davide	ITA	1 OCT 2006	0.67	24.12	50.24 26.12	0.95
10	6	5	HOEK LE GUENEDAL Luca	ESP	11 MAR 2008	0.63	24.38	50.26 25.88	0.97 Q
11	6	2	MILLS Jacob	GBR	5 SEP 2007	0.65	24.57	50.49 25.92	1.20 Q
12	6	6	OZDEMIR Demir	TUR	5 MAY 2008	0.59	24.16	50.50 26.34	1.21 Q
13	6	7	TREPOCKA Kristupas	LTU	22 MAY 2006	0.63	24.33	50.51 26.18	1.22 Q
=14	7	8	PIETRON Przemyslaw	POL	24 JAN 2007	0.66	24.30	50.58 26.28	1.29 Q
=14	8	3	CASTELLA Nicholas	DEN	1 JUN 2007	0.65	24.34	50.58 26.24	1.29 Q
16	7	2	MILLAN DE MIGUEL Oliver	ESP	19 DEC 2006	0.65	24.56	50.60 26.04	1.31 Q
=17	3	3	HAMILTON Matthew	IRL	13 DEC 2007	0.68	23.93	50.72 26.79	1.43 Q
=17	6	3	CHIAVERSOLI Mirko	ITA	11 MAY 2006	0.69	24.08	50.72 26.64	1.43
19	8	9	JOVANOVIC Luka	SRB	2 OCT 2007	0.67	24.12	50.73 26.61	1.44 R
20	6	1	SORENSEN Sander K.	NOR	8 MAY 2007	0.63	24.46	50.74 26.28	1.45 R
21	5	2	HARLEM Jakob Austevoll	NOR	6 JAN 2008	0.61	24.48	50.89 26.41	1.60
22	7	0	FOLTYN Jan	CZE	27 JAN 2008	0.70	24.16	50.95 26.79	1.66
23	8	1	KRAWIEC Stefan	GBR	16 FEB 2006	0.73	24.51	50.97 26.46	1.68

Results Summary

Event Number 30

Rank	Heat	Lane	Name	NAT Code	Date of Birth	R.T.	50m	Time	Time Behind
=24	5	0	DRACIC Kenan	BIH	21 OCT 2006	0.65	24.61	51.05 26.44	1.76
=24	5	7	MADEY Konrad	POL	25 MAR 2006	0.69	24.29	51.05 26.76	1.76
26	7	7	MACHT Sascha	GER	10 FEB 2006	0.67	24.34	51.13 26.79	1.84
27	6	8	SCHOTZ Noah	GER	23 JAN 2006	0.51	24.13	51.14 27.01	1.85
28	5	1	VAN HOOYDONCK Vincent	BEL	2 FEB 2007	0.65	24.34	51.17 26.83	1.88
29	7	1	TURCK Jonathan Samuel	GER	9 JUN 2006	0.64	24.76	51.26 26.50	1.97
30	6	0	NURMINEN Alex	FIN	28 FEB 2006	0.65	24.54	51.28 26.74	1.99
31	5	4	KAKUK Koppany Zeta	HUN	28 MAR 2008	0.66	25.37	51.31 25.94	2.02
32	5	6	LATSKO Serhii	UKR	8 FEB 2008	0.78	24.38	51.36 26.98	2.07
33	5	5	MOZSARIK Levente	HUN	17 JUN 2006	0.63	24.54	51.43 26.89	2.14
34	8	2	POPOVIC Petar	SRB	7 JUN 2006	0.50	24.22	51.58 27.36	2.29
35	8	0	SHEREMET Nikita	UKR	11 APR 2007	0.74	24.65	51.64 26.99	2.35
36	4	1	ZAUTASVILI Aron	FIN	29 MAY 2006	0.70	24.52	51.72 27.20	2.43
37	7	9	TSYPAN Davyd	UKR	23 MAY 2007	0.71	24.89	51.75 26.86	2.46
38	4	6	KRAETSCHMER Moritz	AUT	26 JAN 2007	0.66	24.84	51.77 26.93	2.48
39	4	3	KESKULA Siim	EST	13 MAR 2007	0.62	24.92	51.80 26.88	2.51
40	5	8	DOTAN Alon	ISR	29 APR 2006	0.66	24.66	51.93 27.27	2.64
41	5	9	SHAPOVALOV Danil	UKR	15 AUG 2007	0.65	24.44	51.97 27.53	2.68
42	4	2	COTTING Cyril	SUI	13 MAY 2006	0.65	24.87	51.98 27.11	2.69
43	4	9	IVANKOVIC Ivan	BIH	6 DEC 2007	0.65	25.04	52.02 26.98	2.73
44	8	8	FINCH Nicholas	GBR	19 JUL 2006	0.63	25.20	52.03 26.83	2.74
45	5	3	GRUICA Filip	CRO	27 JUN 2007	0.69	25.02	52.07 27.05	2.78
46	4	0	TAUTVYDAS Zygimantas	LTU	26 SEP 2008	0.73	24.98	52.09 27.11	2.80
47	4	7	TOMAS Oliver	SVK	2 DEC 2007	0.66	24.92	52.16 27.24	2.87
48	4	5	BORODIN Nikita	NOR	23 APR 2006	0.64	24.60	52.17 27.57	2.88
49	4	4	TUSHEV Vasil	BUL	11 FEB 2007	0.68	24.95	52.22 27.27	2.93

Results Summary

Event Number 30

Rank	Heat	Lane	Name	NAT Code	Date of Birth	R.T.	50m	Time	Time Behind
50	2	5	BRISENFELDT Isak Dag	FRO	9 NOV 2006	0.65	25.33	52.34 27.01	3.05
51	3	6	MARKOVIC Filip	SUI	18 NOV 2008	0.65	25.15	52.38 27.23	3.09
52	3	2	TAPIRLUIE Mihai-Andrei	ROU	9 MAR 2007	0.65	24.94	52.42 27.48	3.13
53	3	7	NILSSON Ted	SWE	28 FEB 2006	0.66	25.48	52.45 26.97	3.16
54	3	4	BIELSKUS Eidas	LTU	27 AUG 2007	0.69	25.45	52.47 27.02	3.18
55	3	8	CULIOMZA Dmitrii	MDA	11 JUL 2008	0.69	25.57	52.74 27.17	3.45
56	3	0	ALTY Reuben	IRL	10 FEB 2008	0.74	25.60	52.77 27.17	3.48
57	3	5	VICTORIO Jolan	SUI	11 JAN 2008	0.72	25.32	52.96 27.64	3.67
58	3	1	PAPADOPOULOS Dimitrios	GRE	26 APR 2007	0.63	24.78	53.00 28.22	3.71
59	2	3	WANNEM Emil	SWE	26 APR 2006	0.68	25.28	53.07 27.79	3.78
60	2	6	RAILEAN Alexandru	MDA	19 AUG 2006	0.70	25.10	53.12 28.02	3.83
61	2	8	KOCHARYAN Levon	ARM	30 JUN 2006	0.65	25.32	53.16 27.84	3.87
62	3	9	SAUCY Gaetan	SUI	17 JAN 2006	0.63	25.29	53.21 27.92	3.92
63	2	2	MAKHVILADZE Davit	GEO	31 AUG 2007	0.69	26.10	53.42 27.32	4.13
64	2	1	KRAMPE Emils	LAT	12 MAY 2007	0.68	25.80	54.24 28.44	4.95
65	1	3	STEPANYAN Petros	ARM	1 SEP 2006	0.58	26.03	54.85 28.82	5.56
66	2	9	BUDIMA Arion	KOS	24 APR 2008	0.72	26.83	55.89 29.06	6.60
67	2	0	KIRGIZOVS Timurs	LAT	6 AUG 2008	0.64	26.67	56.70 30.03	7.41
68	1	4	BAJOLLARI Andi	ALB	26 JUL 2006	0.66	26.37	57.06 30.69	7.77
69	1	5	ALLARAJ Lajdi	ALB	18 FEB 2008	0.70	27.16	57.11 29.95	7.82
70	1	6	CHANG-CHIPOLINA CM	GIB	11 DEC 2008	0.71	29.73	1:01.37 31.64	12.08
	2	7	MARTINOVIC Matej	SVK	8 SEP 2006			DNS	
	4	8	HALAWI Carlos	DEN	20 OCT 2006			DNS	
	6	9	SWIDERSKI Julian	POL	19 FEB 2006			DNS	
	2	4	DELANIN Amel	ALB	14 SEP 2007			DSQ	




Results Summary

Event Number 30

Rank	Heat	Lane	Name	NAT Code	Date of Birth	R.T.	50m	Time	Time Behind
------	------	------	------	----------	---------------	------	-----	------	-------------

Legend:

=	Equal rank	CR	Championship Record	DNS	Did Not Start	DSQ	Disqualified
EJ	European Junior Record	Q	Qualified for next phase	R	Reserve	R.T.	Reaction Time
WJ	World Junior Record						



Results Summary

Event Number 31

	Record	Split	Name	NAT Code	Location	Date
WJ	57.57	27.74	SMITH Regan	USA	Gwangju (KOR)	28 JUL 2019
CR	59.62	29.17	EGOROVA Polina	RUS	Netanya (ISR)	2 JUL 2017
EJ	59.08	29.09	SHKURDAI Anastasiya	BLR	Brest (BLR)	17 JUL 2020

Rank	Heat	Lane	Name	NAT Code	Date of Birth	R.T.	50m	Time	Time Behind
1	3	3	KINSMAN Blythe	GBR	24 FEB 2007	0.70	30.23	1:01.97 31.74	Q
2	3	5	KOMOROCZY Lora	HUN	22 FEB 2006	0.62	29.88	1:02.04 32.16	0.07 Q
3	5	6	COSTA DE VICENTE Sara	ESP	6 NOV 2009	0.64	30.75	1:02.07 31.32	0.10 Q
4	5	7	ALLART Lucine	FRA	13 JUL 2007	0.58	30.54	1:02.13 31.59	0.16 Q
5	4	4	TONRATH NOLLGEN EL	ESP	18 JAN 2007	0.63	30.24	1:02.26 32.02	0.29 Q
6	4	6	PYRILI Despoina	GRE	1 JUN 2008	0.54	30.23	1:02.27 32.04	0.30 Q
7	3	4	MOLNAR Dora	HUN	29 JUN 2006	0.68	30.10	1:02.31 32.21	0.34 Q
8	5	5	SILISTEANU Daria-Mariuca	ROU	10 MAR 2009	0.60	30.54	1:02.33 31.79	0.36 Q
9	4	3	PRISECARIU Aissia-Claudia	ROU	15 APR 2008	0.60	30.41	1:02.46 32.05	0.49 Q
10	3	6	LECHEVALIER Jeanne	FRA	8 DEC 2009	0.59	30.53	1:02.47 31.94	0.50 Q
=11	5	3	SEIDEL Lise	GER	8 DEC 2006	0.62	30.06	1:02.64 32.58	0.67 Q
=11	5	4	CARLOS--BROC Zoe	FRA	28 FEB 2006	0.65	30.06	1:02.64 32.58	0.67
13	3	2	BOSCARO Benedetta	ITA	13 DEC 2008	0.63	30.14	1:02.66 32.52	0.69 Q
14	5	2	ENGELSE Jinth	NED	28 SEP 2008	0.64	30.29	1:02.74 32.45	0.77 Q
15	3	1	POCIUTE Emilija	LTU	30 DEC 2008	0.61	30.36	1:03.13 32.77	1.16 Q
16	3	7	ROSSI Greta	ITA	8 JAN 2009	0.73	30.43	1:03.16 32.73	1.19 Q
17	4	8	KROGH Emma Brogaard	DEN	31 JAN 2007	0.68	30.99	1:03.21 32.22	1.24 Q
18	5	0	MONTASSIER Shadee	FRA	7 APR 2007	0.63	30.55	1:03.46 32.91	1.49
19	4	1	KORTHUIS Sara	NED	6 SEP 2006	0.72	31.07	1:03.53 32.46	1.56 R
20	2	2	FREDERIKSEN Ida Marie	DEN	26 JUL 2008	0.63	30.82	1:03.54 32.72	1.57 R
21	4	7	KROL Gabriela	POL	27 FEB 2006	0.71	30.67	1:03.56 32.89	1.59
22	5	8	GERIKSONAITE Patricija	LTU	14 AUG 2007	0.66	30.14	1:03.63 33.49	1.66
23	2	5	MAGKOTSIU Ilektra	GRE	14 APR 2007	0.54	30.98	1:03.72 32.74	1.75

Results Summary

Event Number 31

Rank	Heat	Lane	Name	NAT Code	Date of Birth	R.T.	50m	Time	Time Behind
24	4	2	GARRIDO MALVAR Nahia	ESP	22 AUG 2007	0.62	30.73	1:03.75 33.02	1.78
25	3	8	ZUR BRUGGE Ewa	GER	19 SEP 2008	0.65	30.91	1:03.76 32.85	1.79
26	5	1	JANISZEWSKA Natalia	POL	13 MAY 2006	0.65	30.77	1:03.84 33.07	1.87
27	2	0	SIMCHA Ofir	ISR	5 FEB 2009	0.67	31.15	1:03.85 32.70	1.88
28	2	8	HORVATHOVA Terezia	SVK	15 NOV 2007	0.66	31.05	1:03.98 32.93	2.01
29	3	0	SCHALLENBERG Mare	NED	15 SEP 2006	0.66	30.82	1:04.00 33.18	2.03
30	4	9	TIND Falka	DEN	8 FEB 2006	0.57	31.39	1:04.25 32.86	2.28
=31	2	1	FLIKSHTAIN Meital	ISR	20 AUG 2007	0.66	31.61	1:04.36 32.75	2.39
=31	3	9	RANDVALI Maari	EST	25 MAY 2009	0.64	31.10	1:04.36 33.26	2.39
33	2	6	VIACAVA Giulia Jana	SRB	11 OCT 2006	0.66	31.19	1:04.47 33.28	2.50
34	4	0	DEL MEDICO Giada	ITA	2 JUL 2006	0.64	31.44	1:04.71 33.27	2.74
35	1	3	JAKSTAITE Auguste	LTU	16 MAY 2008	0.62	31.50	1:04.82 33.32	2.85
36	1	5	FUERST Elena	AUT	6 JAN 2007	0.70	31.42	1:04.83 33.41	2.86
37	2	4	RICHARD Manon	SUI	30 OCT 2007	0.63	32.50	1:04.86 32.36	2.89
38	5	9	KNUDSEN Frida Caroline	DEN	27 MAY 2007	0.62	31.37	1:05.00 33.63	3.03
39	2	3	BARBA Sofia	ITA	12 SEP 2008	0.55	31.71	1:05.15 33.44	3.18
40	2	7	BLUMIN Xenia	SUI	30 SEP 2006	0.63	31.23	1:05.16 33.93	3.19
41	1	7	KARABACZ Martyna	GBR	31 DEC 2008	0.57	31.70	1:05.33 33.63	3.36
42	1	6	HAK Anastasia	SUI	26 APR 2010	0.72	31.31	1:05.44 34.13	3.47
43	1	1	PAPP Leona	SUI	9 JUL 2009	0.58	31.70	1:05.56 33.86	3.59
44	1	4	RAKOVA Darina	BUL	23 JUL 2007	0.61	31.17	1:06.19 35.02	4.22
45	1	2	BAILEY Leagh	IRL	11 NOV 2006	0.70	32.54	1:06.75 34.21	4.78
46	2	9	OZDABAN Esra Simay	TUR	13 JAN 2007	0.80	32.50	1:06.89 34.39	4.92
47	1	8	HARJAKS Uille	EST	14 JAN 2006	0.64	32.13	1:07.94 35.81	5.97
48	1	0	BEIQI Hana	KOS	28 SEP 2008	0.63	32.38	1:08.33 35.95	6.36



Event 31

6 JUL 2024 - 9:50

Women's 100m Backstroke

Heats

Results Summary

Event Number 31

Rank	Heat	Lane	Name	NAT Code	Date of Birth	R.T.	50m	Time	Time Behind
------	------	------	------	----------	---------------	------	-----	------	-------------

Legend:

=	Equal rank	CR	Championship Record	EJ	European Junior Record	Q	Qualified for next phase
R	Reserve	R.T.	Reaction Time	WJ	World Junior Record		



Event 32

6 JUL 2024 - 10:03

Men's 100m Breaststroke

Results Summary

Event Number 32

	Record	Split	Name	NAT Code	Location	Date
WJ	59.01	27.48	MARTINENGIH Nicolò	ITA	Indianapolis (USA)	23 AUG 2017
CR	59.23	27.60	MARTINENGIH Nicolò	ITA	Netanya (ISR)	2 JUL 2017
EJ	59.01	27.48	MARTINENGIH Nicolò	ITA	Indianapolis (USA)	23 AUG 2017

Rank	Heat	Lane	Name	NAT Code	Date of Birth	R.T.	50m	Time	Time Behind
1	7	5	BILTAEV Subajr	GER	23 JAN 2007	0.66	29.03	1:01.97 32.94	Q
2	6	5	NOWACKI Filip	GBR	1 OCT 2007	0.64	28.99	1:02.06 33.07	0.09 Q
3	7	4	NTOUMAS Evangelos Efraim	GRE	26 JUL 2008	0.69	29.34	1:02.19 32.85	0.22 Q
4	6	7	MUNN Oliver	SWE	25 APR 2007	0.63	29.00	1:02.46 33.46	0.49 Q
5	6	4	MORGAN Max	GBR	9 JAN 2008	0.69	28.54	1:02.48 33.94	0.51 Q
6	5	5	MANOLOV Maksim	BUL	2 NOV 2006	0.69	29.96	1:02.57 32.61	0.60 Q
7	6	6	CAPOGNA Sebastien	FRA	24 APR 2006	0.59	29.24	1:02.67 33.43	0.70 Q
8	7	3	GAJDA Jan	POL	26 JUN 2007	0.70	29.65	1:02.68 33.03	0.71 Q
9	3	8	KYIASHCHENKO Stanislav	UKR	29 SEP 2008	0.69	29.42	1:02.70 33.28	0.73 Q
10	5	8	STATE Matei-Cristian	ROU	16 JAN 2008	0.65	29.60	1:02.94 33.34	0.97 Q
11	5	0	STORELL Gustav	SWE	5 JAN 2006	0.62	29.63	1:02.96 33.33	0.99 Q
12	5	6	BOCK Kenneth	GER	16 NOV 2006	0.67	29.77	1:02.99 33.22	1.02 Q
13	5	4	CADEVALL MICOLAU Nii	ESP	19 JUL 2006	0.62	29.99	1:03.01 33.02	1.04 Q
14	6	2	GLADHER Axel	SWE	27 FEB 2006	0.59	29.05	1:03.02 33.97	1.05
15	7	1	RADOS Vito	CRO	10 APR 2006	0.69	29.71	1:03.05 33.34	1.08 Q
16	7	7	BONNIZ Pedro	POR	6 JAN 2006	0.69	29.64	1:03.10 33.46	1.13 Q
17	6	3	HOLLANK Emilian	GER	21 MAY 2006	0.68	29.43	1:03.13 33.70	1.16
18	7	6	ALLAVERDI Nusrat	TUR	19 DEC 2007	0.67	29.27	1:03.37 34.10	1.40 Q
19	6	0	MARINOV Daniel Rumenov	NOR	10 JAN 2007	0.63	29.97	1:03.42 33.45	1.45 R
20	7	2	FUSCHINI Lorenzo	ITA	2 FEB 2007	0.66	29.37	1:03.43 34.06	1.46 R
21	7	8	ALTAN Ege	TUR	29 MAR 2006	0.66	29.07	1:03.45 34.38	1.48
22	4	4	MADZHUNOV Mihail	BUL	14 JUL 2006	0.66	29.43	1:03.47 34.04	1.50
23	7	9	ZAFEIROPOULOS MT	GRE	16 AUG 2006	0.64	29.79	1:03.49 33.70	1.52

Results Summary

Event Number 32

Rank	Heat	Lane	Name	NAT Code	Date of Birth	R.T.	50m	Time	Time Behind
24	5	7	COMAN Darius-Stefan	ROU	15 MAY 2007	0.65	29.87	1:03.57 33.70	1.60
25	5	9	TELER Mark	ISR	23 JAN 2008	0.68	29.73	1:03.64 33.91	1.67
26	2	6	MARTIN I SOLE Biel	ESP	31 DEC 2008	0.63	30.11	1:03.67 33.56	1.70
27	5	3	DONDOLI Andrea	ITA	23 AUG 2007	0.76	30.11	1:03.70 33.59	1.73
28	7	0	NAVARRO MARQUES Alejandro	ESP	3 JUN 2006	0.66	29.74	1:03.71 33.97	1.74
29	4	6	TIMINSKAS Deividas	LTU	28 APR 2007	0.67	29.52	1:03.73 34.21	1.76
=30	2	5	MIODRAG Fran	CRO	6 JUL 2006	0.64	29.16	1:03.74 34.58	1.77
=30	4	1	BAETEN Lukas	BEL	15 SEP 2007	0.61	29.89	1:03.74 33.85	1.77
32	4	0	ELIASSEN Sebastian	DEN	1 JUL 2006	0.67	30.30	1:03.79 33.49	1.82
33	6	1	VAN DER HOFF Collin	NED	17 OCT 2006	0.70	30.05	1:03.87 33.82	1.90
34	2	7	BRKLJACIC Grga	CRO	7 APR 2006	0.68	29.73	1:03.89 34.16	1.92
35	3	6	GRACHOV Yonatan	ISR	26 APR 2006	0.69	30.08	1:03.92 33.84	1.95
36	4	7	MISHYN Mykhailo	UKR	21 NOV 2007	0.65	30.20	1:03.93 33.73	1.96
37	6	9	MIMOSO Rafael	POR	6 APR 2007	0.63	29.95	1:03.94 33.99	1.97
38	1	5	KOVALCHUK Tymofii	UKR	27 NOV 2006	0.69	30.15	1:04.09 33.94	2.12
39	4	5	DYOMA Artem	UKR	16 FEB 2007	0.66	30.48	1:04.10 33.62	2.13
=40	3	5	YOGURTCUOGLU Doruk	TUR	29 JUN 2008	0.69	30.24	1:04.19 33.95	2.22
=40	4	8	VOLONTIR Danis	ROU	31 AUG 2007	0.62	30.31	1:04.19 33.88	2.22
42	6	8	OLSSON Jacob	SWE	10 MAR 2006	0.66	29.51	1:04.23 34.72	2.26
43	3	7	ESZES Janos	HUN	20 JAN 2006	0.65	29.84	1:04.27 34.43	2.30
=44	2	4	POSKUS Jovydas	LTU	23 NOV 2007	0.72	30.14	1:04.29 34.15	2.32
=44	4	2	KORBER-PERNER Laurin	AUT	29 JAN 2007	0.69	30.24	1:04.29 34.05	2.32
46	3	3	BRADLEY Adam	IRL	22 NOV 2007	0.70	30.21	1:04.59 34.38	2.62
47	2	8	KERLAND Joris	SUI	6 JUL 2007	0.71	30.27	1:04.69 34.42	2.72
48	3	9	SULSKIS Dominykas	LTU	9 SEP 2007	0.63	30.29	1:04.73 34.44	2.76
49	2	1	CILIPANS Kristaps	LAT	29 FEB 2008	0.67	29.29	1:04.98 35.69	3.01

Results Summary

Event Number 32

Rank	Heat	Lane	Name	NAT Code	Date of Birth	R.T.	50m	Time	Time Behind
50	2	2	JUREKO Marcel	POL	20 FEB 2008	0.63	30.18	1:05.05 34.87	3.08
51	3	0	VILIMAS Domas	LTU	20 APR 2009	0.68	31.09	1:05.12 34.03	3.15
52	2	3	GUSMER Aksel	DEN	18 JAN 2006	0.71	30.36	1:05.24 34.88	3.27
53	4	3	DEGTARYOV Volodymyr	SUI	7 FEB 2007	0.63	30.25	1:05.27 35.02	3.30
54	3	4	SKYMOEN Oliver Bauer	NOR	1 NOV 2006	0.67	30.37	1:05.39 35.02	3.42
55	5	2	FABER-BILLOT Melvyn	GER	6 JUN 2007	0.67	30.56	1:05.48 34.92	3.51
56	2	9	KADIC Arian	BIH	17 JUN 2007	0.68	31.06	1:05.83 34.77	3.86
57	3	1	CHAKHOYAN Ashot	ARM	30 JAN 2006	0.63	29.58	1:05.86 36.28	3.89
58	3	2	RANTASUO Konsta	FIN	8 AUG 2006	0.66	31.03	1:06.42 35.39	4.45
59	1	4	POZNAKS Kirils	LAT	18 JUL 2006	0.63	30.38	1:06.86 36.48	4.89
60	1	3	SARGSYAN Davit	ARM	21 AUG 2006	0.61	30.79	1:09.30 38.51	7.33
	4	9	RADENOVIC Matija	SRB	9 JAN 2006			DNS	
	5	1	ILYEM Kerem	TUR	20 FEB 2006			DNS	

Legend:

=	Equal rank	CR	Championship Record	DNS	Did Not Start	EJ	European Junior Record
Q	Qualified for next phase	R	Reserve	R.T.	Reaction Time	WJ	World Junior Record

Event 33
6 JUL 2024 - 10:23

Women's 100m Breaststroke

Results Summary

Event Number 33

	Record	Split	Name	NAT Code	Location	Date
WJ	1:04.35	29.97	MEILUTYTE Ruta	LTU	Barcelona (ESP)	29 JUL 2013
CR	1:05.48	31.13	MEILUTYTE Ruta	LTU	Poznan (POL)	14 JUL 2013
EJ	1:04.35	29.97	MEILUTYTE Ruta	LTU	Barcelona (ESP)	29 JUL 2013

Rank	Heat	Lane	Name	NAT Code	Date of Birth	R.T.	50m	Time	Time Behind
1	5	4	JEFIMOVA Eneli	EST	27 DEC 2006	0.66	31.14	1:06.36 35.22	Q
2	3	7	CARTER Jasmine	GBR	2 APR 2009	0.74	32.98	1:08.99 36.01	2.63 Q
3	3	4	PINEDA LOPEZ Nayara	ESP	30 JAN 2008	0.65	32.53	1:09.13 36.60	2.77 Q
4	5	5	MATI Irene	ITA	7 MAY 2006	0.67	33.08	1:09.14 36.06	2.78 Q
5	5	6	TAYLOR Theodora	GBR	21 FEB 2009	0.67	32.95	1:09.43 36.48	3.07 Q
6	3	3	SCHNEIDER Hannah	GER	21 FEB 2008	0.60	32.68	1:09.51 36.83	3.15 Q
7	3	5	PLYTNYKAITE Smilte	LTU	8 JAN 2007	0.65	32.77	1:09.79 37.02	3.43 Q
8	4	4	RUIZ SANCHEZ Jimena	ESP	13 JUL 2007	0.68	32.33	1:09.80 37.47	3.44 Q
9	3	2	CUETO CABRERA Havana	SUI	20 JAN 2007	0.66	33.01	1:09.95 36.94	3.59 Q
10	3	6	WRONA Ewa	POL	9 MAY 2006	0.70	32.84	1:10.05 37.21	3.69 Q
11	4	6	LUCCHESI Lisa	ITA	1 JUL 2006	0.70	32.98	1:10.14 37.16	3.78 Q
12	5	3	BUKVIC Martina	SRB	24 MAY 2006	0.67	33.05	1:10.20 37.15	3.84 Q
13	4	1	STANCIKAITE Guoda	LTU	2 AUG 2007	0.70	33.04	1:10.32 37.28	3.96 Q
14	4	5	LUDWIG Lena	GER	31 MAY 2007	0.64	33.02	1:10.52 37.50	4.16 Q
15	2	4	MUSTONEN Veera	FIN	10 NOV 2008	0.70	33.61	1:10.72 37.11	4.36 Q
16	5	1	ZSEBOK Laura	HUN	15 JUN 2006	0.74	33.42	1:11.07 37.65	4.71 Q
17	5	7	ABRACINSKAITE Rugile	LTU	21 JAN 2007	0.64	32.94	1:11.17 38.23	4.81
18	4	0	JONES Ava	IRL	5 JUN 2008	0.68	33.23	1:11.28 38.05	4.92 R
19	4	3	NYSTRAND Lisa	SWE	15 MAY 2006	0.72	33.02	1:11.31 38.29	4.95 R
20	4	7	FANUNZA Martina	ITA	19 AUG 2006	0.72	33.68	1:11.36 37.68	5.00
21	4	2	MANCINI Lucrezia	ITA	8 JUL 2008	0.68	33.34	1:11.46 38.12	5.10
22	3	9	CONNERY Niamh	IRL	1 OCT 2008	0.75	33.86	1:11.54 37.68	5.18
=23	4	8	SALU Egle	EST	21 JUN 2007	0.72	33.16	1:11.59 38.43	5.23

Event 33
6 JUL 2024 - 10:23

Women's 100m Breaststroke

Results Summary

Event Number 33

Rank	Heat	Lane	Name	NAT Code	Date of Birth	R.T.	50m	Time	Time Behind
=23	4	9	ZAPOTOCKA Natalie	CZE	26 AUG 2007	0.70	34.11	1:11.59 37.48	5.23
25	5	2	KRAGH Ida Skov	DEN	27 SEP 2006	0.71	33.62	1:11.88 38.26	5.52
26	3	1	BIANCHI Charlotte	GBR	1 MAY 2006	0.72	34.47	1:11.94 37.47	5.58
27	2	7	STENBECK Alice	SWE	20 JUN 2006	0.69	33.22	1:12.01 38.79	5.65
28	5	8	SYSLO Julia	AUT	2 JUN 2009	0.77	33.75	1:12.05 38.30	5.69
29	3	8	HALLER Rahel	SUI	13 AUG 2009	0.74	33.88	1:12.16 38.28	5.80
30	2	3	TENCIU Alecsia-Maria	ROU	23 JAN 2009	0.54	33.89	1:12.26 38.37	5.90
31	2	0	HEIKKILA Linnea	FIN	7 FEB 2008	0.69	33.41	1:12.91 39.50	6.55
32	5	0	KAITURI Ellen	FIN	25 JAN 2006	0.63	34.36	1:13.07 38.71	6.71
33	2	8	STOLTENHOFF Katrine	DEN	17 AUG 2006	0.64	34.23	1:13.11 38.88	6.75
34	2	5	CEJPKOVA Rozalie	CZE	21 JAN 2008	0.65	34.67	1:13.53 38.86	7.17
35	3	0	GKOVARI KA	GRE	30 JUL 2007	0.75	34.77	1:13.68 38.91	7.32
36	2	2	GERDEJ Nija	SLO	1 MAR 2007	0.70	34.61	1:13.70 39.09	7.34
37	1	4	CRHOVA Charlene Daniela	CZE	6 JUN 2008	0.68	34.58	1:14.30 39.72	7.94
38	1	5	BAZANOVA Ksenia	EST	9 JAN 2009	0.75	34.54	1:14.91 40.37	8.55
39	2	6	ALLAR Maud	LUX	2 JAN 2008	0.65	35.38	1:15.33 39.95	8.97
40	1	3	RUSSO Luanna	DEN	27 MAY 2006	0.74	35.85	1:16.31 40.46	9.95
41	2	1	RADIVCHEVA Katrin	BUL	6 AUG 2008	0.76	35.83	1:17.53 41.70	11.17
	5	9	AYZBRUCH Keren	ISR	26 MAR 2006			DSQ	

Legend:

=	Equal rank	CR	Championship Record	DSQ	Disqualified	EJ	European Junior Record
Q	Qualified for next phase	R	Reserve	R.T.	Reaction Time	WJ	World Junior Record

Results Summary

REVISED
7 JUL 9:17

Event Number 34

	Record	Split	Name	NAT Code	Location	Date
WJ	52.53	25.53	KOLESNIKOV Kliment	RUS	Glasgow (GBR)	6 AUG 2018
CR	52.91	25.41	MASIUK Ksawery	POL	Otopeni (ROU)	10 JUL 2022
EJ	52.53	25.53	KOLESNIKOV Kliment	RUS	Glasgow (GBR)	6 AUG 2018

Rank	Heat	Lane	Name	NAT Code	Date of Birth	R.T.	50m	Time	Time Behind
1	4	4	DEL SIGNORE Daniele	ITA	22 JAN 2007	0.62	27.13	55.14 28.01	Q
2	5	4	SHORTT John	IRL	7 FEB 2007	0.66	27.04	55.25 28.21	0.11 Q
3	6	6	KRISCHKE Jakub Jan	CZE	15 MAR 2006	0.64	26.59	55.27 28.68	0.13 Q
4	4	5	CONSTANTINESCU Alexandru	ROU	27 APR 2006	0.63	26.98	55.50 28.52	0.36 Q
5	5	6	FADDA-SAUVAGEOT R	FRA	2 MAR 2007	0.54	26.91	55.69 28.78	0.55 Q
6	4	3	LAZZARI Davide	ITA	2 DEC 2006	0.64	27.38	56.02 28.64	0.88 Q
7	5	5	PASSEK Vincent	GER	7 APR 2006	0.55	26.75	56.22 29.47	1.08 Q
8	4	7	COHEN Niv	ISR	26 JAN 2006	0.56	27.08	56.32 29.24	1.18 Q
9	6	3	GOLDIN Aukan	ISR	14 JUL 2007	0.62	27.56	56.40 28.84	1.26 Q
10	2	4	TUSKENIS Mykolas	LTU	12 APR 2009	0.67	27.48	56.43 28.95	1.29 Q
11	3	6	DEICMANS Nikolass	LAT	8 APR 2006	0.69	27.41	56.59 29.18	1.45 Q
=12	2	5	CARAPOVIC Luka	CRO	27 MAY 2006	0.58	27.13	56.61 29.48	1.47 Q
=12	4	2	MORK Alexis Emanuel	NOR	18 FEB 2006	0.58	27.63	56.61 28.98	1.47 Q
14	5	2	FEARN Dean	GBR	10 FEB 2008	0.64	27.76	56.63 28.87	1.49 Q
15	5	3	VENINI Matteo	ITA	29 AUG 2007	0.69	27.54	56.70 29.16	1.56
16	6	2	URBANIAK Olivier	POL	1 JUN 2007	0.60	27.48	56.76 29.28	1.62 Q
17	3	4	DENYSENKO Anton	UKR	10 OCT 2008	0.66	27.74	56.86 29.12	1.72 Q
18	6	7	FRANCISCO Silva	POR	14 MAR 2006	0.59	27.41	56.94 29.53	1.80 R
=19	2	8	MURENAS Arminas	LTU	17 MAR 2007	0.56	27.74	57.01 29.27	1.87 R?
=19	6	8	NAVARRO LOSADA Sergi	ESP	19 JAN 2007	0.61	27.52	57.01 29.49	1.87 R?
21	6	1	CHERRINGTON Conor	GBR	5 JAN 2006	0.54	27.46	57.03 29.57	1.89
=22	4	8	STEINBERG Lev	ISR	1 FEB 2007	0.66	27.57	57.06 29.49	1.92
=22	5	1	ACAR Can	TUR	16 JUN 2009	0.60	27.91	57.06 29.15	1.92

Results Summary

REVISED
7 JUL 9:17

Event Number 34

Rank	Heat	Lane	Name	NAT Code	Date of Birth	R.T.	50m	Time	Time Behind
=22	6	9	RAFNSSON Gudmundur Leo	ISL	16 AUG 2006	0.59	27.62	57.06 29.44	1.92
25	6	4	KAUSPEDAS Mantas	LTU	26 OCT 2007	0.62	27.52	57.18 29.66	2.04
26	3	3	BRENCS Kristians	LAT	7 DEC 2006	0.60	27.53	57.22 29.69	2.08
27	4	1	PAPATHEODOROU Nikolaos	GRE	22 APR 2009	0.57	28.21	57.24 29.03	2.10
28	4	6	BROEKHOVEN Finn	NED	29 MAR 2006	0.64	27.30	57.33 30.03	2.19
29	3	1	POLANSCAK Vito	CRO	5 JUL 2007	0.74	27.85	57.37 29.52	2.23
30	2	6	POPOVIC Svit	SLO	21 DEC 2007	0.64	27.72	57.46 29.74	2.32
31	5	9	KOVACS Botond	HUN	25 OCT 2007	0.55	28.21	57.49 29.28	2.35
32	4	0	IODACHE Tudor-Andrei	ROU	6 JUL 2008	0.65	27.89	57.51 29.62	2.37
33	3	2	GRUDINSKIJ Dominik	LTU	17 APR 2008	0.55	27.75	57.59 29.84	2.45
34	3	5	JANUARIO Tomas	POR	24 OCT 2006	0.65	27.63	57.72 30.09	2.58
35	6	5	PANTSKHAVA Noe	GEO	13 MAR 2006	0.58	27.90	57.76 29.86	2.62
36	2	1	GOSPODINOV Todor	BUL	18 FEB 2006	0.61	27.98	57.78 29.80	2.64
=37	3	0	ZUBELDIA OTEIZA Mattin	ESP	20 AUG 2007	0.67	27.96	57.79 29.83	2.65
=37	4	9	GONZALEZ CABELLO Carlos	ESP	5 AUG 2007	0.66	28.00	57.79 29.79	2.65
39	2	3	KOTENKO Mykola	UKR	20 JAN 2007	0.69	27.84	57.84 30.00	2.70
40	3	8	PARVOV Nikolay	AUT	10 SEP 2007	0.83	27.89	57.90 30.01	2.76
41	5	0	AHNERT Franz	GER	6 MAR 2006	0.64	28.02	57.96 29.94	2.82
42	1	4	ZANYI Ferdinand Tamas	HUN	4 NOV 2007	0.65	28.10	58.02 29.92	2.88
43	3	9	BYRNE Brydan	IRL	14 FEB 2007	0.63	28.13	58.20 30.07	3.06
44	2	7	RADENOVIC Matija	SRB	9 JAN 2006	0.53	28.05	58.32 30.27	3.18
45	3	7	POP Mihnea-Andrei	ROU	2 OCT 2008	0.62	27.58	58.43 30.85	3.29
46	5	8	ALPER Deniz	TUR	20 MAY 2006	0.62	28.79	58.57 29.78	3.43
47	2	2	MENGBIER Ivar	SWE	3 JUN 2007	0.60	28.48	58.75 30.27	3.61
48	5	7	TSYPAN Davyd	UKR	23 MAY 2007	0.63	28.89	58.79 29.90	3.65
49	2	0	NIEMINEN Ilmari	FIN	10 JUL 2007	0.68	28.46	58.84 30.38	3.70

Results Summary

Event Number 34

Rank	Heat	Lane	Name	NAT Code	Date of Birth	R.T.	50m	Time	Time Behind
50	2	9	GERMANN Gian	SUI	7 DEC 2006	0.50	27.90	59.18 31.28	4.04
51	1	6	TONOYAN Gevorg	ARM	28 DEC 2006	0.59	30.34	1:02.83 32.49	7.69
52	1	5	BUDIMA Arion	KOS	24 APR 2008	0.87	30.92	1:03.61 32.69	8.47
53	1	3	DAJA Dion	ALB	2 NOV 2006	0.58	31.15	1:03.82 32.67	8.68
	6	0	BARBOTTI Jacopo	ITA	7 SEP 2006			DNS	

Legend:

=	Equal rank	CR	Championship Record	DNS	Did Not Start
EJ	European Junior Record	Q	Qualified for next phase	R	Reserve
R.T.	Reaction Time	R?	Involved in swim-off (reserve)	WJ	World Junior Record

REVISED

European Junior record corrected

Results Summary

Event Number 35

	Record	Name	NAT Code	Location	Date
WJ	25.46	IKEE Rikako	JPN	Indianapolis (USA)	26 AUG 2017
CR	26.10	PUDAR Lana	BIH	Belgrade (SRB)	9 JUL 2023
EJ	25.66	BEST TIME			

Rank	Heat	Lane	Name	NAT Code	Date of Birth	R.T.	Time	Time Behind
1	5	4	DAMBORG Martine	DEN	7 MAY 2007	0.66	26.50	Q
2	6	4	PAVALIC Jana	CRO	27 MAY 2007	0.67	26.53	0.03 Q
3	6	5	CACHOT Albane	FRA	13 JUL 2007	0.67	26.62	0.12 Q
4	4	5	KAMZOL Flawia	POL	26 FEB 2007	0.71	26.89	0.39 Q
5	5	7	PREDINE Alix	FRA	15 AUG 2006	0.66	26.94	0.44 Q
6	4	4	BORSTLER Anna Maria	GER	10 JUN 2006	0.60	27.00	0.50 Q
7	6	2	WIDDOWS Hollie	GBR	12 AUG 2006	0.58	27.08	0.58 Q
8	4	1	KONDRASKAITE Patricija	LTU	6 APR 2006	0.72	27.14	0.64 Q
9	4	3	SOINI Aliisa	FIN	8 MAR 2007	0.67	27.18	0.68 Q
=10	4	2	SANTAMBROGIO Caterina	ITA	23 MAR 2009	0.76	27.34	0.84 Q
=10	5	5	HALLKVIST Emmy	SWE	31 MAR 2008	0.58	27.34	0.84 Q
=10	6	6	BALTO Sandra Maria	NOR	10 SEP 2007	0.62	27.34	0.84 Q
13	4	0	MOSHKOVITCH Elisa	ISR	16 OCT 2006	0.63	27.37	0.87 Q
14	5	3	BEIERLING Klara Sophie	GER	30 AUG 2007	0.70	27.38	0.88 Q
15	4	6	RANDVALI Maari	EST	25 MAY 2009	0.65	27.39	0.89 Q
16	4	9	MADAR Kirke	EST	10 JAN 2007	0.66	27.42	0.92 Q
17	6	7	GUSPERTI Alessandra	ITA	27 FEB 2006	0.69	27.44	0.94 R
=18	3	8	BACALU Denisa-Maria	ROU	2 FEB 2009	0.66	27.46	0.96 R
=18	5	6	ARCUDI Emma	ITA	20 MAR 2009	0.65	27.46	0.96
20	4	7	HERCHE Sofie Ravn	DEN	2 JAN 2007	0.68	27.67	1.17
=21	3	5	CARTER Skye	GBR	11 OCT 2007	0.60	27.71	1.21
=21	4	8	GOLLAND Shane	ISR	3 JAN 2007	0.66	27.71	1.21
=23	3	6	CERVENKOVA Emma	SVK	26 OCT 2006	0.66	27.77	1.27
=23	5	0	DROMMER Lili	HUN	20 NOV 2006	0.63	27.77	1.27
=25	3	0	KNUDSEN Frida Caroline	DEN	27 MAY 2007	0.70	27.78	1.28
=25	6	1	BILANAKOU Nefeli	GRE	25 MAR 2010	0.73	27.78	1.28
27	6	8	RIEFSTAHL Yara Fay	GER	1 JAN 2008	0.64	27.82	1.32
28	6	9	ZAHOROVSKA Anna	UKR	4 DEC 2007	0.64	27.87	1.37
29	3	3	KOVACHEVICH Milana	AUT	16 DEC 2009	0.67	27.89	1.39
30	5	2	ZELLER Pauline	BEL	27 SEP 2007	0.66	27.90	1.40
31	6	0	PASAKINSKAITE Erika	LTU	7 DEC 2006	0.74	27.98	1.48
32	5	8	MUSETTI Helena	ITA	30 SEP 2006	0.67	28.00	1.50
33	3	1	CERNA Sara	CZE	15 AUG 2006	0.74	28.03	1.53
34	5	1	GAMISHEVA Kalina	BUL	25 MAY 2008	0.66	28.09	1.59
35	3	7	BURNS-ATKIN Alana	IRL	7 JAN 2006	0.68	28.17	1.67
36	3	4	SEKUTI Hana	SLO	26 OCT 2006	0.66	28.19	1.69
37	2	6	PAIVARINTA Venla	FIN	16 SEP 2008	0.66	28.21	1.71
38	2	5	PAPP Leona	SUI	9 JUL 2009	0.71	28.23	1.73
39	3	2	SKOUTA Apostolia	GRE	6 JUN 2007	0.69	28.26	1.76
40	1	5	KILJALA Riialina	FIN	27 MAY 2008	0.73	28.40	1.90
41	2	3	MISZLAI Mira	HUN	18 JUN 2008	0.70	28.46	1.96
42	5	9	GREVE Naya Hoei	DEN	28 MAY 2007	0.70	28.49	1.99

Results Summary

Event Number 35

Rank	Heat	Lane	Name	NAT Code	Date of Birth	R.T.	Time	Time Behind
43	2	7	STENMAN Fia	FIN	13 JAN 2006	0.65	28.52	2.02
=44	2	4	HOIGNE Seraphine	SUI	16 NOV 2008	0.63	28.55	2.05
=44	3	9	JORDAN Talia	SUI	6 JUN 2007	0.72	28.55	2.05
46	1	3	PRICE Edith	GBR	2 FEB 2009	0.70	28.69	2.19
47	2	1	NIZHARADZE Ana	GEO	19 OCT 2008	0.66	28.77	2.27
48	1	4	VRABAC Zerina	BIH	5 JUN 2010	0.67	28.85	2.35
49	2	8	BERGSTROM Thea	SWE	8 APR 2007	0.72	29.04	2.54
50	2	2	BOEHMOVA Tereza	CZE	6 MAY 2006	0.71	29.22	2.72
	6	3	KOMOROCZY Lora	HUN	22 FEB 2006		DNS	

Legend:

=	Equal rank	CR	Championship Record	DNS	Did Not Start	EJ	European Junior Record
Q	Qualified for next phase	R	Reserve	R.T.	Reaction Time	WJ	World Junior Record

Results Summary

Event Number 36

	Record	Name	NAT Code	Location	Date
WJ	22.96	MATOS RIBEIRO Diogo	POR	Lima (PER)	3 SEP 2022
CR	23.48	PONTI Noe	SUI	Kazan (RUS)	3 JUL 2019
EJ	22.96	RIBEIRO Diogo Matos	POR	Lima (PER)	3 SEP 2022

Rank	Heat	Lane	Name	NAT Code	Date of Birth	R.T.	Time	Time Behind	
1	7	4	DEL RIEGO TORRES Teo	ESP	25 APR 2006	0.61	23.41		Q CR
2	5	4	EDL Lukas	AUT	14 NOV 2006	0.65	23.85	0.44	Q
3	6	4	MOMONI Daniele	ITA	16 DEC 2006	0.64	23.88	0.47	Q
4	6	5	PHILIPPS Alexandre	FRA	4 FEB 2006	0.59	23.93	0.52	Q
5	7	5	DUMESNIL Ethan	FRA	29 MAR 2006	0.63	23.99	0.58	Q
6	5	5	MIKNIC Maro	CRO	2 FEB 2006	0.68	24.04	0.63	Q
7	5	6	AKKOYUN Arda	TUR	31 AUG 2007	0.65	24.20	0.79	Q
=8	6	2	ANTAL David	HUN	21 AUG 2008	0.62	24.22	0.81	Q
=8	7	0	JOVANOVIC Luka	SRB	2 OCT 2007	0.64	24.22	0.81	Q
10	6	6	KLEV Elias	NOR	31 AUG 2006	0.65	24.26	0.85	Q
11	5	3	SLAVIK Ondrej	CZE	20 MAR 2006	0.64	24.32	0.91	Q
12	7	3	HYLDIG Valdemar Hoffmann	DEN	9 JUL 2008	0.62	24.35	0.94	Q
13	6	3	FEARN Dean	GBR	10 FEB 2008	0.60	24.39	0.98	Q
14	5	7	BAGI Zoltan	HUN	12 JUL 2007	0.63	24.52	1.11	Q
15	7	1	VERSCHOOTEN Leo	BEL	26 MAR 2006	0.61	24.55	1.14	Q
16	6	7	LOPEZ GUILLEN Javier	ESP	21 DEC 2006	0.66	24.56	1.15	Q
17	5	2	MIHALACHE Vlad-Stefan	ROU	20 JUN 2006	0.64	24.59	1.18	R
18	5	1	FOLTYN Jan	CZE	27 JAN 2008	0.68	24.62	1.21	R
19	7	2	KOPACSI Peter	SUI	26 MAY 2006	0.68	24.63	1.22	
=20	4	1	DRACIC Kenan	BIH	21 OCT 2006	0.64	24.64	1.23	
=20	4	2	KOCH Julian	GER	15 JAN 2006	0.70	24.64	1.23	
22	7	7	DIMANOPOULOS Christos	GRE	8 AUG 2008	0.67	24.69	1.28	
23	7	6	FINCH Nicholas	GBR	19 JUL 2006	0.61	24.70	1.29	
24	6	1	FERNANDEZ RODRIGO Isak	ESP	13 SEP 2007	0.66	24.75	1.34	
25	6	8	MERKER Tobias	CZE	18 AUG 2008	0.67	24.81	1.40	
26	5	8	MAKSIC Nemanja	SRB	20 APR 2008	0.62	24.90	1.49	
27	4	6	VERGINE Alan	ITA	17 FEB 2006	0.71	24.92	1.51	
28	4	4	WANNEM Emil	SWE	26 APR 2006	0.66	25.00	1.59	
29	5	0	KOPF Viktor	AUT	10 NOV 2007	0.59	25.01	1.60	
30	4	5	BASILE Enrico	SUI	8 AUG 2006	0.63	25.06	1.65	
31	7	8	EXPOSITO Angel	FRA	30 MAR 2006	0.63	25.08	1.67	
32	7	9	HALFDANARSSON BF	ISL	26 MAY 2006	0.61	25.11	1.70	
33	3	2	LATSKO Serhii	UKR	8 FEB 2008	0.77	25.14	1.73	
34	2	4	BRISFELDT Isak Dag	FRO	9 NOV 2006	0.65	25.15	1.74	
35	4	7	RANTASUO Konsta	FIN	8 AUG 2006	0.60	25.20	1.79	
36	4	3	POP Mihnea-Andrei	ROU	2 OCT 2008	0.65	25.24	1.83	
37	6	9	ZAUTASVILI Aron	FIN	29 MAY 2006	0.71	25.27	1.86	
38	4	0	PEREIRA Rodrigo	POR	29 APR 2006	0.64	25.29	1.88	
39	4	8	HOEGLINGER Jakob	AUT	29 MAR 2006	0.65	25.36	1.95	
40	5	9	POLYZOUDIS Konstantinos	GRE	20 OCT 2006	0.67	25.38	1.97	
41	6	0	KOSKELA Roope	FIN	14 SEP 2007	0.62	25.39	1.98	
42	3	1	PALMISANI MC	ITA	28 MAY 2006	0.65	25.44	2.03	

Results Summary

Event Number 36

Rank	Heat	Lane	Name	NAT Code	Date of Birth	R.T.	Time	Time Behind
43	4	9	BERNOTAS Martynas	LTU	29 JUN 2009	0.64	25.48	2.07
44	3	8	JOZWIAK Tymoteusz	POL	27 APR 2008	0.70	25.50	2.09
45	3	5	SHAPOVALOV Danil	UKR	15 AUG 2007	0.65	25.52	2.11
46	3	4	SCIRANKA Jan	SVK	13 SEP 2008	0.68	25.56	2.15
=47	2	8	DWORAKOWSKI Blazej	POL	22 MAY 2007	0.62	25.62	2.21
=47	3	6	SAUCY Gaetan	SUI	17 JAN 2006	0.62	25.62	2.21
49	3	3	VICTORIO Jolan	SUI	11 JAN 2008	0.70	25.67	2.26
50	2	1	MADEY Konrad	POL	25 MAR 2006	0.68	25.90	2.49
51	3	0	RAICONOKS Lauris	LAT	10 AUG 2006	0.66	25.91	2.50
52	2	3	KATANA Jakub	POL	29 JUL 2007	0.67	25.94	2.53
53	3	7	DOVELLOS GC	CYP	28 APR 2008	0.69	25.96	2.55
=54	1	3	GRIGORYAN Gor	ARM	25 MAY 2006	0.65	26.00	2.59
=54	2	2	REICH Richard	SVK	11 JUL 2006	0.66	26.00	2.59
56	2	5	KRAMPE Emils	LAT	12 MAY 2007	0.65	26.01	2.60
57	3	9	ROZENFELD Itay	ISR	17 SEP 2006	0.60	26.11	2.70
58	2	7	ALEKSEJEVS Elijs	LAT	12 APR 2006	0.69	26.18	2.77
59	2	0	DONNELLAN Sean	IRL	21 APR 2007	0.66	26.23	2.82
60	2	6	CORUMLU Can	TUR	2 JAN 2006	0.63	26.53	3.12
61	2	9	VORONA Pavel	MDA	24 APR 2006	0.62	26.78	3.37
62	1	5	ALLARAJ Lajdi	ALB	18 FEB 2008	0.67	27.47	4.06
63	1	4	KIRGIZOVTS Timurs	LAT	6 AUG 2008	0.62	27.87	4.46

Legend:

=	Equal rank	CR	Championship Record	EJ	European Junior Record	Q	Qualified for next phase
R	Reserve	R.T.	Reaction Time	WJ	World Junior Record		

Event 37
6 JUL 2024 - 11:20

Women's 200m Individual Medley

Results Summary

Event Number 37

	Record	Splits	Name	NAT Code	Location	Date
WJ	2:06.89	26.80 58.63 1:37.26	McINTOSH Summer	CAN	Toronto (CAN)	30 MAR 2023
CR	2:12.41	28.81 1:03.32 1:40.45	SCHLOSSHAN Leah	GBR	Belgrade (SRB)	9 JUL 2023
EJ	2:11.03		BEST TIME			

Rank	Heat	Lane	Name	NAT Code	Date of Birth	R.T.	50m	100m	150m	Time	Time Behind
1	2	4	COOPER Phoebe	GBR	17 JAN 2008	0.71	29.20	1:04.67	1:43.34	2:15.71	Q
								35.47	38.67	32.37	
2	4	4	CABANES GARZAS Laura	ESP	3 JAN 2006	0.68	28.69	1:03.40	1:44.00	2:16.53	0.82 Q
								34.71	40.60	32.53	
3	3	4	ROTH Linda	GER	5 JUN 2008	0.67	28.87	1:03.45	1:43.54	2:16.54	0.83 Q
								34.58	40.09	33.00	
4	3	5	ALZETTA Giada	ITA	15 NOV 2006	0.67	29.03	1:03.29	1:43.61	2:16.62	0.91 Q
								34.26	40.32	33.01	
5	4	6	DAVISON Grace	IRL	26 AUG 2007	0.73	28.90	1:03.77	1:44.17	2:16.67	0.96 Q
								34.87	40.40	32.50	
6	3	3	BENKLER Noelle	GER	5 DEC 2007	0.58	29.39	1:04.74	1:44.23	2:17.09	1.38 Q
								35.35	39.49	32.86	
7	4	3	PASCAREANU Giulia	ITA	4 FEB 2007	0.74	29.20	1:04.65	1:45.26	2:17.33	1.62 Q
								35.45	40.61	32.07	
8	2	7	ROBINSON Sholah	GBR	29 JUN 2006	0.69	29.29	1:04.35	1:45.12	2:17.39	1.68 Q
								35.06	40.77	32.27	
9	2	6	ABEL-THIEBAUT Rosalie	FRA	15 JUN 2007	0.71	29.79	1:07.19	1:44.66	2:17.73	2.02 Q
								37.40	37.47	33.07	
10	4	1	LUC Vicky	SWE	11 SEP 2007	0.68	28.59	1:04.16	1:44.43	2:17.75	2.04 Q
								35.57	40.27	33.32	
11	3	2	BARTA Bianka	HUN	23 JUN 2009	0.82	29.60	1:04.38	1:46.19	2:17.95	2.24 Q
								34.78	41.81	31.76	
12	2	5	NYSTRAND Lisa	SWE	15 MAY 2006	0.74	30.03	1:05.40	1:45.05	2:18.14	2.43 Q
								35.37	39.65	33.09	
13	2	1	ZAPOTOCKA Natalie	CZE	26 AUG 2007	0.74	31.18	1:07.45	1:45.80	2:18.48	2.77 Q
								36.27	38.35	32.68	
14	2	2	KOHLMANN Laura Sophie	GER	25 MAY 2009	0.74	30.45	1:05.11	1:45.80	2:18.53	2.82
								34.66	40.69	32.73	
15	3	0	MCNAIR Suzanne	GBR	28 MAR 2007	0.75	29.79	1:04.29	1:45.93	2:18.80	3.09
								34.50	41.64	32.87	
16	2	3	SANTAMBROGIO Caterina	ITA	23 MAR 2009	0.60	29.35	1:04.30	1:46.85	2:18.84	3.13
								34.95	42.55	31.99	
17	3	7	VASS Brigitta	ROU	28 JUL 2007	0.74	30.26	1:06.63	1:45.62	2:20.09	4.38 Q
								36.37	38.99	34.47	
18	3	6	LOHR Kay-Lyn	SUI	18 MAR 2008	0.78	30.08	1:07.79	1:47.04	2:20.20	4.49 Q
								37.71	39.25	33.16	
19	4	2	SIBISEANU Ana-Maria	ROU	26 SEP 2008	0.73	30.01	1:07.08	1:47.79	2:20.32	4.61 Q
								37.07	40.71	32.53	
20	2	0	SAHIN Zeynep Selin	TUR	10 AUG 2006	0.79	31.71	1:07.11	1:48.73	2:21.14	5.43 R
								35.40	41.62	32.41	
21	3	1	SUNDT Wilma	FIN	4 MAY 2006	0.68	30.07	1:05.91	1:47.74	2:21.20	5.49 R
								35.84	41.83	33.46	
22	4	8	GRUCHALAKOVA Laura	SVK	22 AUG 2006	0.71	29.63	1:05.85	1:47.77	2:21.52	5.81
								36.22	41.92	33.75	
23	1	4	HORVATHOVA Terezia	SVK	15 NOV 2007	0.72	30.65	1:05.81	1:48.33	2:21.58	5.87
								35.16	42.52	33.25	

Event 37
6 JUL 2024 - 11:20

Women's 200m Individual Medley

Heats

Results Summary

Event Number 37

Rank	Heat	Lane	Name	NAT Code	Date of Birth	R.T.	50m	100m	150m	Time	Time Behind
24	1	7	LESNIEWSKA Barbara	POL	5 JUL 2010	0.69	29.74	1:06.03 36.29	1:48.26 42.23	2:22.18 33.92	6.47
25	3	9	TRUCINSKAITE Guoda	LTU	3 AUG 2008	0.73	29.38	1:06.46 37.08	1:48.71 42.25	2:22.25 33.54	6.54
26	1	2	PARADNIKAITE Kotryna	LTU	26 DEC 2009	0.70	29.84	1:07.04 37.20	1:48.15 41.11	2:22.34 34.19	6.63
27	1	5	HOLLINSKY Aviva	AUT	14 MAY 2008	0.83	30.46	1:05.69 35.23	1:48.58 42.89	2:22.53 33.95	6.82
28	2	8	MOILANEN Lotta	FIN	10 JAN 2006	0.84	30.19	1:05.49 35.30	1:47.12 41.63	2:22.60 35.48	6.89
29	3	8	AVDIC Iman	BIH	23 SEP 2007	0.66	29.81	1:05.92 36.11	1:49.48 43.56	2:22.85 33.37	7.14
30	4	0	GERDEJ Nija	SLO	1 MAR 2007	0.70	29.82	1:07.48 37.66	1:49.38 41.90	2:23.98 34.60	8.27
31	1	8	BRICELJ Iza	SLO	23 DEC 2008	0.69	30.67	1:07.50 36.83	1:50.57 43.07	2:24.19 33.62	8.48
32	1	6	SOHN Ida	DEN	22 JUL 2008	0.68	31.62	1:06.99 35.37	1:50.51 43.52	2:24.61 34.10	8.90
33	1	3	NAINYTE Ieva	LTU	12 APR 2008	0.71	31.19	1:08.94 37.75	1:52.06 43.12	2:25.47 33.41	9.76
34	1	0	BARTHEL Emma	LUX	27 APR 2010	0.67	31.89	1:09.51 37.62	1:51.82 42.31	2:26.11 34.29	10.40
35	1	9	STRAZDINA Emilija	LAT	17 APR 2008	0.71	31.49	1:10.95 39.46	1:54.21 43.26	2:26.63 32.42	10.92
36	1	1	CONNERY Niamh	IRL	1 OCT 2008	0.75	32.63	1:10.99 38.36	1:52.13 41.14	2:26.94 34.81	11.23
37	4	9	KLIMENT Panna	SUI	3 AUG 2006	0.68	30.14	1:06.52 36.38	1:51.52 45.00	2:27.60 36.08	11.89
38	2	9	OZDABAN Esra Simay	TUR	13 JAN 2007	0.81	30.67	1:07.41 36.74	1:52.32 44.91	2:28.61 36.29	12.90
	4	5	ABRAHAM Minna	HUN	23 MAR 2006					DNS	
	4	7	KASVIO Louna	FIN	29 JAN 2006					DNS	

CR	Championship Record	DNS	Did Not Start	EJ	European Junior Record	Q	Qualified for next phase
R	Reserve	R.T.	Reaction Time	WJ	World Junior Record		

Results Summary

Event Number 38

	Record	Splits	NAT (Relay)	Location	Date
WJ	7:08.37	1:48.11 3:35.24	5:22.27 USA - United States of America	Budapest (HUN)	23 AUG 2019
CR	7:15.46	1:48.41 3:37.49	5:26.33 HUN - Hungary	Netanya (ISR)	30 JUN 2017
EJ	7:10.95	1:48.68 3:36.20	5:24.43 HUN - Hungary	Indianapolis (USA)	26 AUG 2017

Rank	Heat	Lane	NAT / Name	R.T.	50m	100m	150m	200m	Time	Time Behind
1	2	3	ITA - Italy						7:18.24	Q
			RAGAINI Alessandro	0.67	25.82	53.29	1:21.17	1:49.17		
			D'AMBROSIO Carlos	0.12	25.38	53.65	1:21.72	1:48.93	3:38.10	
			BARBOTTI Jacopo	0.28	25.18	52.81	1:21.35	1:49.98	5:28.08	
			VALENTE Gabriele	0.28	25.70	53.19	1:21.51	1:50.16		
2	1	3	GER - Germany						7:23.39	5.15 Q
			FRITZKE Lukas	0.63	26.02	54.03	1:22.34	1:50.61		
			TURCK Jonathan Samuel	0.32	25.20	53.48	1:22.31	1:50.35	3:40.96	
			OLENBERG Daniel	0.32	24.81	52.91	1:21.91	1:51.12	5:32.08	
			REINKE Simon	0.38	25.49	53.49	1:22.53	1:51.31		
3	1	6	GBR - Great Britain						7:24.49	6.25 Q
			DAVIDSON Evan	0.63	26.26	54.76	1:23.59	1:52.17		
			HORNSEY Luke	0.31	25.73	53.53	1:21.82	1:49.73	3:41.90	
			GRAY Henry	0.53	25.52	53.62	1:22.26	1:50.85	5:32.75	
			ANNIS David	0.25	25.99	55.10	1:23.66	1:51.74		
4	1	4	TUR - Türkiye						7:25.19	6.95 Q
			TEMIZ Tolga	0.79	25.94	53.74	1:22.70	1:52.24		
			ERTURK Tuncer Berk	0.20	25.72	54.09	1:22.98	1:51.09	3:43.33	
			KURU Eren	0.21	26.11	55.03	1:24.36	1:52.94	5:36.27	
			ISIK Ahmet Burak	0.26	24.98	52.67	1:20.84	1:48.92		
5	2	4	FRA - France						7:25.93	7.69 Q
			GALLE-MICHON Evan	0.70	26.80	54.98	1:23.22	1:51.75		
			DIJOUX Mael	0.47	25.83	54.60	1:24.14	1:53.11	3:44.86	
			HEBRARD Paul	0.29	24.85	52.81	1:21.44	1:49.92	5:34.78	
			DUTRIAUX Neo	0.18	24.85	52.72	1:21.62	1:51.15		
6	2	6	POL - Poland						7:26.73	8.49 Q
			FILIPIAK Mikolaj	0.78	25.62	53.42	1:21.90	1:50.56		
			MAJOR Erik	0.23	25.55	54.45	1:23.76	1:52.48	3:43.04	
			FRONCZAK Antoni	0.42	26.20	54.48	1:23.12	1:51.44	5:34.48	
			SWIDERSKI Julian	0.47	25.92	54.66	1:23.48	1:52.25		
7	2	2	HUN - Hungary						7:28.36	10.12 Q
			DUCA Stefan Mircea	0.73	26.08	54.41	1:23.33	1:52.57		
			PAPAI Oliver	0.05	25.49	54.18	1:22.93	1:51.02	3:43.59	
			KAKUK Koppany Zeta	0.27	25.69	54.72	1:23.72	1:51.97	5:35.56	
			KOVATS Alex	0.39	25.75	54.34	1:23.68	1:52.80		
8	2	0	SVK - Slovakia						7:28.47	10.23 Q
			KOSTAL Samuel	0.68	25.70	53.76	1:22.22	1:50.73		
			MARTINOVIC Matej	0.11	24.90	52.86	1:21.90	1:52.34	3:43.07	
			PUCEK Richard	0.11	25.54	54.62	1:24.18	1:53.82	5:36.89	
			VOJTKO Milan	0.40	25.39	53.75	1:23.15	1:51.58		
9	1	1	GRE - Greece						7:29.13	10.89 R
			SPATHARAKIS Nikolaos	0.67	26.38	55.05	1:23.30	1:52.12		
			KALAPOTHARAKOS Ioannis Panagiotis	0.35	26.31	54.62	1:23.06	1:52.12	3:44.24	
			GERAMANIS Konstantinos	0.44	26.12	54.62	1:23.46	1:52.22	5:36.46	
			ROUTOULAS Iason	0.28	25.59	54.21	1:23.64	1:52.67		

Results Summary

Event Number 38

Rank	Heat	Lane	NAT / Name	R.T.	50m	100m	150m	200m	Time	Time Behind
10	2	1	ESP - Spain						7:29.57	11.33 R
			MILLAN DE MIGUEL Oliver	0.66	26.01	54.49	1:23.65	1:52.71		
			ASCANIO SAIZ Ciro	0.22	26.41	55.57	1:24.06	1:52.62	3:45.33	
			JIMENEZ RISQUEZ Alex	0.22	25.40	52.93	1:22.07	1:52.53	5:37.86	
			MARTINEZ PALOP Pablo	0.23	25.28	53.58	1:22.64	1:51.71		
11	2	8	DEN - Denmark						7:32.38	14.14
			ELMEDYB Elias	0.66	26.05	54.75	1:24.55	1:53.55		
			CASTELLA Nicholas	0.21	25.37	53.49	1:22.47	1:51.09	3:44.64	
			ANDERSEN Gustav Steen	0.07	26.66	56.01	1:25.80	1:54.46	5:39.10	
			HALAWI Carlos	0.09	26.22	54.83	1:24.06	1:53.28		
12	1	5	BUL - Bulgaria						7:32.71	14.47
			NAYDENOV Aleks	0.65	26.29	54.93	1:23.88	1:52.53		
			KIRILOV Daren	0.43	25.92	54.29	1:23.68	1:53.94	3:46.47	
			NAYDENOV Deyvid	0.20	25.83	54.15	1:23.62	1:52.98	5:39.45	
			TUSHEV Vasil	0.50	25.73	54.37	1:23.82	1:53.26		
13	1	2	SUI - Switzerland						7:36.64	18.40
			MAURI Mattia	0.78	26.18	55.33	1:24.16	1:53.14		
			BERNARDON Julio	0.00	26.02	55.39	1:24.97	1:54.52	3:47.66	
			SCHARER Noah	0.00	26.17	55.66	1:25.24	1:54.10	5:41.76	
			D'ORIO Ian	0.23	25.38	54.33	1:24.42	1:54.88		
14	1	8	LTU - Lithuania						7:45.70	27.46
			BERNOTAS Martynas	0.65	26.67	56.34	1:26.19	1:56.61		
			RIMKUS Kajus	-0.03	25.28	54.84	1:25.25	1:54.69	3:51.30	
			TAUTVYDAS Zygimantas	0.55	26.58	56.59	1:29.23	1:59.77	5:51.07	
			VAICIUNAS Kostas	0.43	25.29	53.11	1:23.00	1:54.63		
15	1	7	LAT - Latvia						8:00.63	42.39
			DEICMANS Nikolass	0.65	26.21	55.12	1:24.50	1:54.73		
			BRENCS Kristians	0.21	26.12	55.41	1:26.29	1:57.24	3:51.97	
			ALEKSEJEVS Elijs	0.33	26.66	56.78	1:29.23	2:00.14	5:52.11	
			KIRGIZOVVS Timurs	0.24	27.50	59.19	1:33.73	2:08.52		
16	2	7	ARM - Armenia						8:16.37	58.13
			KOCHARYAN Levon	0.65	26.85	55.86	1:25.97	1:55.60		
			STEPANYAN Petros	0.40	27.37	58.63	1:30.91	2:05.05	4:00.65	
			TONOYAN Gevorg	0.47	28.10	1:00.31	1:33.73	2:07.02	6:07.67	
			SARGSYAN Davit	0.37	28.18	1:00.05	1:33.39	2:08.70		

Legend:

CR	Championship Record	EJ	European Junior Record	Q	Qualified for next phase	R	Reserve
R.T.	Reaction Time	WJ	World Junior Record				

Results

Event Number 30

	Record	Split	Name	NAT Code	Location	Date
WJ	46.86	22.74	POPOVICI David	ROU	Rome (ITA)	13 AUG 2022
CR	47.30	22.97	POPOVICI David	ROU	Rome (ITA)	8 JUL 2021
EJ	46.86	22.74	POPOVICI David	ROU	Rome (ITA)	13 AUG 2022

Rank	Lane	Name	NAT Code	R.T.	50m	Time	Time Behind
1	1	JUSKA Tajus	LTU	0.62	(3) 23.41	48.74 25.33	
2	4	NENADIC Vlaho	CRO	0.70	(4) 23.59	48.80 25.21	0.06
3	5	D'AMBROSIO Carlos	ITA	0.63	(7) 23.83	48.99 25.16	0.25
4	7	BALLARATI Lorenzo	ITA	0.67	(=1) 23.40	49.11 25.71	0.37
5	6	SHEPHERD Gabriel	GBR	0.65	(8) 24.04	49.24 25.20	0.50
6	3	HOEK LE GUENEDAL Luca	ESP	0.64	(5) 23.64	49.43 25.79	0.69
7	2	CVETKOV Justin	SRB	0.63	(=1) 23.40	49.55 26.15	0.81
8	8	RAJE Michael	GER	0.66	(6) 23.82	50.04 26.22	1.30

Legend:

=	Equal rank	CR	Championship Record	EJ	European Junior Record	R.T.	Reaction Time
WJ	World Junior Record						

Results

Event Number 31

	Record	Split	Name	NAT Code	Location	Date
WJ	57.57	27.74	SMITH Regan	USA	Gwangju (KOR)	28 JUL 2019
CR	59.62	29.17	EGOROVA Polina	RUS	Netanya (ISR)	2 JUL 2017
EJ	59.08	29.09	SHKURDAI Anastasiya	BLR	Brest (BLR)	17 JUL 2020

Rank	Lane	Name	NAT Code	R.T.	50m	Time	Time Behind
1	5	SILISTEANU Daria-Mariuca	ROU	0.58	(3) 29.71	1:00.72 31.01	
2	4	KOMOROCZY Lora	HUN	0.65	(1) 29.19	1:01.39 32.20	0.67
3	2	TONRATH NOLLGEN Estella Llum	ESP	0.58	(4) 30.00	1:01.49 31.49	0.77
4	3	COSTA DE VICENTE Sara	ESP	0.62	(=6) 30.32	1:01.51 31.19	0.79
5	8	LECHEVALIER Jeanne	FRA	0.60	(=6) 30.32	1:01.53 31.21	0.81
6	6	KINSMAN Blythe	GBR	0.65	(2) 29.44	1:01.70 32.26	0.98
7	1	PYRILI Despoina	GRE	0.53	(5) 30.06	1:01.88 31.82	1.16
8	7	BOSCARO Benedetta	ITA	0.64	(8) 30.41	1:02.61 32.20	1.89

Legend:

=	Equal rank	CR	Championship Record	EJ	European Junior Record	R.T.	Reaction Time
WJ	World Junior Record						

Results

Event Number 32

	Record	Split	Name	NAT Code	Location	Date
WJ	59.01	27.48	MARTINENGIH Nicolò	ITA	Indianapolis (USA)	23 AUG 2017
CR	59.23	27.60	MARTINENGIH Nicolò	ITA	Netanya (ISR)	2 JUL 2017
EJ	59.01	27.48	MARTINENGIH Nicolò	ITA	Indianapolis (USA)	23 AUG 2017

Rank	Lane	Name	NAT Code	R.T.	50m	Time	Time Behind
1	4	NTOUMAS Evangelos Efraim	GRE	0.67	(3) 28.55	1:00.80 32.25	
=2	2	CADEVALL MICOLAU Nil	ESP	0.62	(4) 28.64	1:01.10 32.46	0.30
=2	7	MANOLOV Maksim	BUL	0.65	(=1) 28.28	1:01.10 32.82	0.30
4	3	BILTAEV Subajr	GER	0.65	(8) 29.14	1:01.14 32.00	0.34
5	6	NOWACKI Filip	GBR	0.65	(7) 28.93	1:01.27 32.34	0.47
6	5	MORGAN Max	GBR	0.66	(=1) 28.28	1:01.61 33.33	0.81
7	8	GAJDA Jan	POL	0.65	(6) 28.82	1:01.63 32.81	0.83
8	1	MUNN Oliver	SWE	0.65	(5) 28.76	1:02.11 33.35	1.31

Legend:

=	Equal rank	CR	Championship Record	EJ	European Junior Record	R.T.	Reaction Time
WJ	World Junior Record						

Event 133
7 JUL 2024 - 18:19

Women's 100m Breaststroke

Results

Event Number 33

	Record	Split	Name	NAT Code	Location	Date
WJ	1:04.35	29.97	MEILUTYTE Ruta	LTU	Barcelona (ESP)	29 JUL 2013
CR	1:05.48	31.13	MEILUTYTE Ruta	LTU	Poznan (POL)	14 JUL 2013
EJ	1:04.35	29.97	MEILUTYTE Ruta	LTU	Barcelona (ESP)	29 JUL 2013

Rank	Lane	Name	NAT Code	R.T.	50m	Time	Time Behind
1	4	JEFIMOVA Eneli	EST	0.66	(1) 30.86	1:06.12 35.26	
2	5	PLYTNYKAITE Smilte	LTU	0.64	(2) 32.16	1:07.91 35.75	1.79
3	1	TAYLOR Theodora	GBR	0.70	(8) 32.75	1:08.59 35.84	2.47
4	2	RUIZ SANCHEZ Jimena	ESP	0.70	(4) 32.38	1:08.83 36.45	2.71
5	3	PINEDA LOPEZ Nayara	ESP	0.65	(3) 32.25	1:08.84 36.59	2.72
6	6	SCHNEIDER Hannah	GER	0.62	(6) 32.52	1:08.89 36.37	2.77
7	8	CARTER Jasmine	GBR	0.72	(5) 32.47	1:09.06 36.59	2.94
8	7	MATI Irene	ITA	0.69	(7) 32.72	1:09.29 36.57	3.17

Legend:

CR Championship Record **EJ** European Junior Record **R.T.** Reaction Time **WJ** World Junior Record

Results

Event Number 34

	Record	Split	Name	NAT Code	Location	Date
WJ	52.53	25.53	KOLESNIKOV Kliment	RUS	Glasgow (GBR)	6 AUG 2018
CR	52.91	25.41	MASIUK Ksawery	POL	Otopeni (ROU)	10 JUL 2022
EJ	52.53	25.53	KOLESNIKOV Kliment	RUS	Glasgow (GBR)	6 AUG 2018

Rank	Lane	Name	NAT Code	R.T.	50m	Time	Time Behind
1	5	DEL SIGNORE Daniele	ITA	0.59	(3) 26.69	54.68 27.99	
2	6	SHORTT John	IRL	0.65	(4) 26.80	54.74 27.94	0.06
3	4	KRISCHKE Jakub Jan	CZE	0.71	(1) 26.39	55.18 28.79	0.50
4	3	CONSTANTINESCU Alexandru	ROU	0.58	(2) 26.62	55.38 28.76	0.70
5	2	LAZZARI Davide	ITA	0.61	(5) 26.97	55.40 28.43	0.72
6	1	GOLDIN Aukan	ISR	0.61	(8) 27.41	55.82 28.41	1.14
7	7	FADDA-SAUVAGEOT Romeo-Cesar	FRA	0.53	(6) 27.15	55.83 28.68	1.15
8	8	MORK Alexis Emanuel	NOR	0.67	(7) 27.40	56.36 28.96	1.68

Legend:

CR Championship Record **EJ** European Junior Record **R.T.** Reaction Time **WJ** World Junior Record

Results

Event Number 35

	Record	Name	NAT Code	Location	Date
WJ	25.46	IKEE Rikako	JPN	Indianapolis (USA)	26 AUG 2017
CR	26.10	PUDAR Lana	BIH	Belgrade (SRB)	9 JUL 2023
EJ	25.66	BEST TIME			

Rank	Lane	Name	NAT Code	R.T.	Time	Time Behind
=1	4	DAMBORG Martine	DEN	0.66	26.21	
=1	6	PAVALIC Jana	CRO	0.68	26.21	
3	2	BORSTLER Anna Maria	GER	0.59	26.44	0.23
4	5	HALLKVIST Emmy	SWE	0.61	26.54	0.33
5	1	CACHOT Albane	FRA	0.67	26.59	0.38
6	7	KONDRASKAITE Patricija	LTU	0.74	26.71	0.50
7	3	KAMZOL Flawia	POL	0.70	26.76	0.55
8	8	WIDDOWS Hollie	GBR	0.57	26.83	0.62

Legend:

=	Equal rank	CR	Championship Record	EJ	European Junior Record	R.T.	Reaction Time
WJ	World Junior Record						

Results

Event Number 36

	Record	Name	NAT Code	Location	Date
WJ	22.96	MATOS RIBEIRO Diogo	POR	Lima (PER)	3 SEP 2022
CR	23.41	DEL RIEGO TORRES Teo	ESP	Vilnius (LTU)	6 JUL 2024
EJ	22.96	RIBEIRO Diogo Matos	POR	Lima (PER)	3 SEP 2022

Rank	Lane	Name	NAT Code	R.T.	Time	Time Behind
1	4	DEL RIEGO TORRES Teo	ESP	0.61	23.44	
2	3	MOMONI Daniele	ITA	0.60	23.54	0.10
3	5	EDL Lukas	AUT	0.63	23.62	0.18
4	7	DUMESNIL Ethan	FRA	0.64	23.69	0.25
5	2	PHILIPPS Alexandre	FRA	0.58	23.96	0.52
6	6	MIKNIC Maro	CRO	0.62	23.98	0.54
7	8	ANTAL David	HUN	0.66	24.10	0.66
8	1	AKKOYUN Arda	TUR	0.65	24.33	0.89

Legend:

CR Championship Record **EJ** European Junior Record **R.T.** Reaction Time **WJ** World Junior Record

Event 137
7 JUL 2024 - 18:00

Women's 200m Individual Medley

Results

Event Number 37

	Record	Splits	Name	NAT Code	Location	Date
WJ	2:06.89	26.80 58.63 1:37.26	McINTOSH Summer	CAN	Toronto (CAN)	30 MAR 2023
CR	2:12.41	28.81 1:03.32 1:40.45	SCHLOSSHAN Leah	GBR	Belgrade (SRB)	9 JUL 2023
EJ	2:11.03		BEST TIME			

Rank	Lane	Name	NAT Code	R.T.	50m	100m	150m	Time	Time Behind
1	5	CABANES GARZAS Laura	ESP	0.67	(1) 28.31	(1) 1:01.97 33.66	(1) 1:41.13 39.16	2:13.25 32.12	
2	4	COOPER Phoebe	GBR	0.75	(2) 28.74	(7) 1:04.36 35.62	(2) 1:42.72 38.36	2:14.27 31.55	1.02
3	2	PASCAREANU Giulia	ITA	0.75	(6) 29.08	(6) 1:04.10 35.02	(4) 1:43.00 38.90	2:14.37 31.37	1.12
4	3	ROTH Linda	GER	0.75	(3) 28.85	(2) 1:02.66 33.81	(3) 1:42.91 40.25	2:14.38 31.47	1.13
5	7	DAVISON Grace	IRL	0.74	(7) 29.10	(4) 1:03.59 34.49	(6) 1:43.66 40.07	2:15.20 31.54	1.95
6	6	ALZETTA Giada	ITA	0.70	(=4) 28.98	(3) 1:03.56 34.58	(5) 1:43.53 39.97	2:15.82 32.29	2.57
7	8	ROBINSON Sholah	GBR	0.73	(=4) 28.98	(5) 1:03.71 34.73	(8) 1:44.77 41.06	2:16.83 32.06	3.58
8	1	BENKLER Noelle	GER	0.73	(8) 29.63	(8) 1:05.10 35.47	(7) 1:44.35 39.25	2:16.96 32.61	3.71

Legend:	
=	Equal rank
CR	Championship Record
EJ	European Junior Record
R.T.	Reaction Time
WJ	World Junior Record

Results

Event Number 39

	Record	Splits	Name	NAT Code	Location	Date
WJ	3:56.08	56.46 1:55.91 2:55.84	McINTOSH Summer	CAN	Toronto (CAN)	28 MAR 2023
CR	4:05.89	1:00.17 2:02.62 3:05.01	KESELY Ajna	HUN	Helsinki (FIN)	5 JUL 2018
EJ	4:03.57	59.25 2:01.15 3:03.04	KESELY Ajna	HUN	Glasgow (GBR)	9 AUG 2018

Rank	Lane	Name	NAT Code	R.T.	Time	Time Behind		
1	1	ABRAHAM Minna	HUN	0.72	4:09.85			
50m (2) 28.65		100m (1) 59.78 31.13	150m (1) 1:31.92 32.14	200m (1) 2:04.15 32.23	250m (1) 2:36.07 31.92	300m (1) 3:08.11 32.04	350m (1) 3:39.65 31.54	30.20
2	4	DOMINA Lucrezia	ITA	0.67	4:11.01	1.16		
50m (6) 29.55		100m (6) 1:01.19 31.64	150m (6) 1:33.06 31.87	200m (5) 2:05.57 32.51	250m (5) 2:37.29 31.72	300m (3) 3:09.25 31.96	350m (2) 3:40.53 31.28	30.48
3	2	DUMONT Sarah	BEL	0.74	4:11.48	1.63		
50m (5) 29.51		100m (5) 1:00.99 31.48	150m (5) 1:32.88 31.89	200m (2) 2:04.71 31.83	250m (2) 2:36.34 31.63	300m (2) 3:08.60 32.26	350m (3) 3:40.57 31.97	30.91
4	6	GIANNELLI Emma Vittoria	ITA	0.75	4:11.85	2.00		
50m (4) 29.29		100m (4) 1:00.72 31.43	150m (2) 1:32.52 31.80	200m (3) 2:04.74 32.22	250m (3) 2:36.78 32.04	300m (4) 3:09.27 32.49	350m (4) 3:41.49 32.22	30.36
5	7	VASILAKI Artemis	GRE	0.67	4:12.59	2.74		
50m (3) 28.92		100m (3) 1:00.56 31.64	150m (3) 1:32.62 32.06	200m (4) 2:04.84 32.22	250m (4) 2:37.01 32.17	300m (5) 3:09.42 32.41	350m (5) 3:41.55 32.13	31.04
6	3	PLOGER Marian	GER	0.78	4:14.20	4.35		
50m (8) 30.15		100m (7) 1:01.91 31.76	150m (7) 1:34.27 32.36	200m (7) 2:06.35 32.08	250m (6) 2:38.46 32.11	300m (6) 3:10.52 32.06	350m (6) 3:42.79 32.27	31.41
7	5	DIACONESCU Rebecca-Aimee	ROU	0.75	4:17.17	7.32		
50m (1) 28.59		100m (2) 1:00.01 31.42	150m (4) 1:32.70 32.69	200m (6) 2:05.75 33.05	250m (7) 2:38.57 32.82	300m (7) 3:11.85 33.28	350m (7) 3:45.07 33.22	32.10
8	8	BLOCKSIDGE Amelie	GBR	0.85	4:17.36	7.51		
50m (7) 29.75		100m (8) 1:02.27 32.52	150m (8) 1:34.94 32.67	200m (8) 2:07.49 32.55	250m (8) 2:40.02 32.53	300m (8) 3:12.80 32.78	350m (8) 3:45.37 32.57	31.99

Legend:

CR Championship Record **EJ** European Junior Record **R.T.** Reaction Time **WJ** World Junior Record

Event 140
7 JUL 2024 - 19:38

Men's 400m Freestyle

Results

Event Number 40

	Record	Splits	Name	NAT Code	Location	Date
WJ	3:44.31	54.31 1:51.00 2:47.91	MITVIN Petar Petrov	BUL	Belgrade (SRB)	9 JUL 2023
CR	3:44.31	54.31 1:51.00 2:47.91	MITVIN Petar	BUL	Belgrade (SRB)	9 JUL 2023
EJ	3:44.31	54.31 1:51.00 2:47.91	MITVIN Petar	BUL	Belgrade (SRB)	9 JUL 2023

Rank	Lane	Name	NAT Code	R.T.	Time	Time Behind		
1	5	RAGAINI Alessandro	ITA	0.68	3:47.96			
50m (6) 26.60		100m (2) 54.84 28.24	150m (2) 1:23.37 28.53	200m (1) 1:52.40 29.03	250m (2) 2:21.98 29.58	300m (1) 2:50.89 28.91	350m (1) 3:19.68 28.79	28.28
2	4	ISIK Ahmet Burak	TUR	0.69	3:48.53	0.57		
50m (4) 26.51		100m (1) 54.57 28.06	150m (1) 1:23.18 28.61	200m (2) 1:52.50 29.32	250m (1) 2:21.86 29.36	300m (2) 2:51.52 29.66	350m (2) 3:20.62 29.10	27.91
3	1	LIEBMANN Johannes	GER	0.80	3:49.32	1.36		
50m (1) 26.46		100m (6) 55.47 29.01	150m (6) 1:24.77 29.30	200m (6) 1:54.19 29.42	250m (5) 2:23.58 29.39	300m (4) 2:53.11 29.53	350m (3) 3:21.71 28.60	27.61
4	3	TUNCELLI Kuzey	TUR	0.70	3:52.11	4.15		
50m (5) 26.53		100m (4) 55.24 28.71	150m (4) 1:24.41 29.17	200m (3) 1:53.73 29.32	250m (3) 2:23.37 29.64	300m (3) 2:53.04 29.67	350m (4) 3:22.84 29.80	29.27
5	2	BADEA Robert-Andrei	ROU	0.70	3:53.89	5.93		
50m (2) 26.47		100m (5) 55.41 28.94	150m (5) 1:24.44 29.03	200m (5) 1:53.96 29.52	250m (6) 2:23.66 29.70	300m (6) 2:53.82 30.16	350m (6) 3:24.50 30.68	29.39
6	6	BERTONI Filippo	ITA	0.63	3:54.05	6.09		
50m (3) 26.49		100m (3) 55.02 28.53	150m (3) 1:24.01 28.99	200m (4) 1:53.78 29.77	250m (4) 2:23.38 29.60	300m (5) 2:53.77 30.39	350m (5) 3:24.19 30.42	29.86
7	8	NAGY Nandor	ROU	0.68	3:54.36	6.40		
50m (7) 26.79		100m (8) 56.18 29.39	150m (8) 1:25.62 29.44	200m (8) 1:55.57 29.95	250m (7) 2:25.65 30.08	300m (7) 2:55.33 29.68	350m (7) 3:25.07 29.74	29.29
8	7	REINKE Simon	GER	0.61	3:57.48	9.52		
50m (8) 26.85		100m (7) 55.99 29.14	150m (7) 1:25.38 29.39	200m (7) 1:55.49 30.11	250m (8) 2:25.71 30.22	300m (8) 2:56.27 30.56	350m (8) 3:27.30 31.03	30.18

Legend:

CR Championship Record **EJ** European Junior Record **R.T.** Reaction Time **WJ** World Junior Record

Event 141
7 JUL 2024 - 19:47

Women's 4x100m Medley Relay

Results

Event Number 41

	Record	Splits			NAT (Relay)	Location	Date
WJ	3:58.38	1:00.68	2:08.54	3:05.45	CAN - Canada	Indianapolis (USA)	28 AUG 2017
CR	4:01.83	1:00.50	2:08.36	3:06.63	RUS - Russian Federation	Kazan (RUS)	5 JUL 2019
EJ	4:00.30	59.90	2:07.35	3:05.82	RUS - Russian Federation	Budapest (HUN)	25 AUG 2019

Rank	Lane	NAT / Name	R.T.	50m	100m	Time	Time Behind
1	5	ITA - Italy				4:04.48	
		BOSCARO Benedetta	0.64	30.43	1:03.44	(8) 1:03.44	
		MATI Irene	0.27	32.11	1:08.76	(5) 2:12.20	
		SANTAMBROGIO Caterina	0.31	27.63	58.60	(2) 3:10.80	
2	6	FRA - France				4:05.46	0.98
		LECHEVALIER Jeanne	0.61	29.95	1:01.78	(1) 1:01.78	
		ABEL-THIEBAUT Rosalie	0.34	32.08	1:09.00	(1) 2:10.78	
		PREDINE Alix	0.10	27.55	1:00.33	(3) 3:11.11	
3	3	DEN - Denmark				4:05.85	1.37
		KROGH Emma Brogaard	0.64	30.33	1:02.64	(6) 1:02.64	
		KRAGH Ida Skov	0.19	32.43	1:10.05	(6) 2:12.69	
		DAMBORG Martine	0.00	26.74	57.68	(1) 3:10.37	
4	1	GER - Germany				4:06.72	2.24
		ROTH Linda	0.69	29.52	1:02.62	(4) 1:02.62	
		SCHNEIDER Hannah	0.07	31.55	1:08.47	(2) 2:11.09	
		BAIEVYCH Alina	0.27	28.05	1:00.58	(5) 3:11.67	
5	4	ESP - Spain				4:06.90	2.42
		TONRATH NOLLGEN Estella Llum	0.66	30.45	1:02.63	(5) 1:02.63	
		PINEDA LOPEZ Nayara	0.24	32.26	1:09.07	(4) 2:11.70	
		CABANES GARZAS Laura	0.29	27.88	59.63	(4) 3:11.33	
6	2	GBR - Great Britain				4:07.36	2.88
		MUNOZ BECERRA Claudia	0.38	26.39	55.57		
		KINSMAN Blythe	0.67	29.87	1:02.47	(3) 1:02.47	
		CARTER Jasmine	0.40	32.12	1:08.90	(3) 2:11.37	
7	8	ROU - Romania				4:08.91	4.43
		COOPER Phoebe	0.30	28.35	1:00.81	(6) 3:12.18	
		WIDDOWS Hollie	0.24	26.04	55.18		
		SILISTEANU Daria-Mariuca	0.61	30.67	1:03.15	(7) 1:03.15	
8	7	NED - Netherlands				4:11.38	6.90
		VASS Brigitta	0.15	32.77	1:10.24	(7) 2:13.39	
		BACALU Denisa-Maria	0.32	27.50	59.44	(7) 3:12.83	
		DIACONESCU Rebecca-Aimee	0.33	27.25	56.08		
		NED - Netherlands				4:11.38	6.90
		ENGLSE Jinth	0.65	29.98	1:02.22	(2) 1:02.22	
		BRINK Djanilla	0.42	33.78	1:11.89	(8) 2:14.11	
		KORTHUIS Sara	0.20	27.59	1:01.11	(8) 3:15.22	
		NED - Netherlands				4:11.38	6.90
		ROLMAN Angelina	0.17	26.51	56.16		

Legend:							
CR	Championship Record	EJ	European Junior Record	R.T.	Reaction Time	WJ	World Junior Record

Event 142
7 JUL 2024 - 19:56

Men's 4x100m Medley Relay

Results

Event Number 42

	Record	Splits	NAT (Relay)	Location	Date	
WJ	3:33.19	53.84	1:53.37 2:44.30	RUS - Russian Federation	Budapest (HUN)	25 AUG 2019
CR	3:35.24	54.72	1:53.65 2:46.34	ITA - Italy	Netanya (ISR)	2 JUL 2017
EJ	3:33.19	53.84	1:53.37 2:44.30	RUS - Russian Federation	Budapest (HUN)	25 AUG 2019

Rank	Lane	NAT / Name	R.T.	50m	100m	Time	Time Behind
1	6	ITA - Italy				3:37.13	
		DEL SIGNORE Daniele	0.61	26.69	54.56	(1) 54.56	
		FUSCHINI Lorenzo	0.11	28.68	1:02.55	(3) 1:57.11	
		MOMONI Daniele	0.21	23.86	51.89	(1) 2:49.00	
2	5	ESP - Spain				3:38.09	0.96
		DEL RIEGO TORRES Teo	0.55	27.34	55.70	(4) 55.70	
		CADEVALL MICOLAU Nil	0.22	28.26	1:00.73	(1) 1:56.43	
		LOPEZ GUILLEN Javier	0.28	24.84	53.17	(2) 2:49.60	
3	3	GBR - Great Britain				3:38.37	1.24
		FEARN Dean	0.64	27.28	56.24	(7) 56.24	
		MORGAN Max	0.36	28.36	1:01.09	(5) 1:57.33	
		FINCH Nicholas	0.24	24.64	52.58	(3) 2:49.91	
4	8	CRO - Croatia				3:39.22	2.09
		CARAPOVIC Luka	0.65	27.23	56.44	(8) 56.44	
		RADOS Vito	0.13	28.90	1:01.83	(8) 1:58.27	
		MIKNIC Maro	0.24	24.12	52.79	(6) 2:51.06	
5	4	GER - Germany				3:39.24	2.11
		PASSEK Vincent	0.63	26.61	55.36	(2) 55.36	
		BILTAEV Subajr	0.31	28.60	1:01.41	(2) 1:56.77	
		KOCH Julian	0.19	24.60	53.76	(5) 2:50.53	
6	1	POL - Poland				3:41.07	3.94
		URBANIAK Olivier	0.65	27.06	56.00	(5) 56.00	
		GAJDA Jan	0.11	28.19	1:01.26	(4) 1:57.26	
		POPIEL Mikolaj	0.48	25.44	54.32	(7) 2:51.58	
7	2	UKR - Ukraine				3:41.43	4.30
		DENYSENKO Anton	0.58	27.45	56.16	(6) 56.16	
		KYIASHCHENKO Stanislav	0.34	28.67	1:01.20	(6) 1:57.36	
		KOTENKO Mykola	0.05	25.26	54.32	(8) 2:51.68	
7	7	FRA - France				DSQ	
		FADDA-SAUVAGEOT Romeo-Cesar	0.51	27.12	55.68	(3) 55.68	
		CAPOGNA Sebastien	0.10	28.49	1:01.96	(7) 1:57.64	
		DUMESNIL Ethan	0.27	24.44	52.83	(4) 2:50.47	
		CHALENDAR Alexandre	-0.05				

Legend:	CR Championship Record	DSQ Disqualified	EJ European Junior Record	R.T. Reaction Time
	WJ World Junior Record			



Medallists

Medal	Name	NAT
GOLD	JUSKA Tajus	LTU - Lithuania
SILVER	NENADIC Vlaho	CRO - Croatia
BRONZE	D'AMBROSIO Carlos	ITA - Italy



Medallists

Medal	Name	NAT
GOLD	SILISTEANU Daria-Mariuca	ROU - Romania
SILVER	KOMOROCZY Lora	HUN - Hungary
BRONZE	TONRATH NOLLGEN Estella Llum	ESP - Spain





Medallists

Medal	Name	NAT
GOLD	NTOUMAS Evangelos Efraim	GRE - Greece
SILVER	CADEVALL MICOLAU Nil	ESP - Spain
SILVER	MANOLOV Maksim	BUL - Bulgaria

Medallists

Medal	Name	NAT
GOLD	JEFIMOVA Eneli	EST - Estonia
SILVER	PLYTNYKAITE Smilte	LTU - Lithuania
BRONZE	TAYLOR Theodora	GBR - Great Britain



Medallists

Medal	Name	NAT
GOLD	DEL SIGNORE Daniele	ITA - Italy
SILVER	SHORTT John	IRL - Ireland
BRONZE	KRISCHKE Jakub Jan	CZE - Czechia



Medallists

Medal	Name	NAT
GOLD	DAMBORG Martine	DEN - Denmark
GOLD	PAVALIC Jana	CRO - Croatia
BRONZE	BORSTLER Anna Maria	GER - Germany


Medallists

Medal	Name	NAT
GOLD	DEL RIEGO TORRES Teo	ESP - Spain
SILVER	MOMONI Daniele	ITA - Italy
BRONZE	EDL Lukas	AUT - Austria



Medallists

Medal	Name	NAT
GOLD	CABANES GARZAS Laura	ESP - Spain
SILVER	COOPER Phoebe	GBR - Great Britain
BRONZE	PASCAREANU Giulia	ITA - Italy






Medallists

Medal	Name	NAT
GOLD	ABRAHAM Minna	HUN - Hungary
SILVER	DOMINA Lucrezia	ITA - Italy
BRONZE	DUMONT Sarah	BEL - Belgium



Medallists

Medal	Name	NAT
GOLD	RAGAINI Alessandro	ITA - Italy
SILVER	ISIK Ahmet Burak	TUR - Türkiye
BRONZE	LIEBMANN Johannes	GER - Germany



Medallists

Medal	NAT	Name
GOLD	ITA - Italy	BOSCARO Benedetta MATI Irene SANTAMBROGIO Caterina CURTIS Sara LUCCHESI Lisa PORCARI Anna STEVANATO Cristiana
SILVER	FRA - France	LECHEVALIER Jeanne ABEL-THIEBAUT Rosalie PREDINE Alix CACHOT Albane ALLART Lucine CARLOS-BROC Zoe ROSSI-BENE Giulia
BRONZE	DEN - Denmark	KROGH Emma Brogaard KRAGH Ida Skov DAMBORG Martine THASTRUP-HANSEN Anne

Note:

The first four athletes for each NAT competed in the final.

Medallists

Medal	NAT	Name
GOLD	ITA - Italy	DEL SIGNORE Daniele FUSCHINI Lorenzo MOMONI Daniele D'AMBROSIO Carlos LAZZARI Davide PASSAFARO Davide VERGINE Alan
SILVER	ESP - Spain	DEL RIEGO TORRES Teo CADEVALL MICOLAU Nil LOPEZ GUILLEN Javier HOEK LE GUENEDAL Luca
BRONZE	GBR - Great Britain	FEARN Dean MORGAN Max FINCH Nicholas SHEPHERD Gabriel GRAY Henry KRAWIEC Stefan NOWACKI Filip

Note:

The first four athletes for each NAT competed in the final.

Results Summary

Event Number 39

	Record	Splits		Name	NAT Code	Location	Date
WJ	3:56.08	56.46	1:55.91	2:55.84	McINTOSH Summer	CAN	Toronto (CAN) 28 MAR 2023
CR	4:05.89	1:00.17	2:02.62	3:05.01	KESELY Ajna	HUN	Helsinki (FIN) 5 JUL 2018
EJ	4:03.57	59.25	2:01.15	3:03.04	KESELY Ajna	HUN	Glasgow (GBR) 9 AUG 2018

Rank	Heat	Lane	Name	NAT Code	Date of Birth	R.T.	Time	Time Behind
1	5	6	DOMINA Lucrezia	ITA	2 MAY 2008	0.70	4:14.31	Q
	50m 29.76	100m 1:01.91	150m 1:34.38	200m 2:07.01	250m 2:38.60	300m 3:10.69	350m 3:42.99	
		32.15	32.47	32.63	31.59	32.09	32.30	31.32
2	5	3	DIACONESCU Rebecca-Aimee	ROU	24 APR 2006	0.78	4:14.85	0.54 Q
	50m 28.88	100m 59.75	150m 1:31.88	200m 2:04.92	250m 2:37.60	300m 3:11.12	350m 3:43.70	
		30.87	32.13	33.04	32.68	33.52	32.58	31.15
3	6	5	PLOGER Marian	GER	12 APR 2006	0.76	4:15.72	1.41 Q
	50m 30.17	100m 1:02.37	150m 1:34.76	200m 2:07.23	250m 2:39.73	300m 3:12.32	350m 3:44.23	
		32.20	32.39	32.47	32.50	32.59	31.91	31.49
4	6	6	GIANNELLI Emma Vittoria	ITA	3 FEB 2007	0.77	4:16.01	1.70 Q
	50m 29.94	100m 1:02.04	150m 1:34.49	200m 2:07.08	250m 2:39.45	300m 3:12.39	350m 3:44.82	
		32.10	32.45	32.59	32.37	32.94	32.43	31.19
5	6	3	DUMONT Sarah	BEL	6 MAR 2007	0.70	4:16.10	1.79 Q
	50m 29.77	100m 1:02.02	150m 1:34.45	200m 2:07.05	250m 2:39.65	300m 3:12.45	350m 3:44.99	
		32.25	32.43	32.60	32.60	32.80	32.54	31.11
6	6	4	VASILAKI Artemis	GRE	20 OCT 2006	0.68	4:16.27	1.96 Q
	50m 29.82	100m 1:02.08	150m 1:34.70	200m 2:06.98	250m 2:39.56	300m 3:12.47	350m 3:44.79	
		32.26	32.62	32.28	32.58	32.91	32.32	31.48
7	5	8	TERLIZZI Ludovica	ITA	20 AUG 2007	0.93	4:16.41	2.10
	50m 29.66	100m 1:01.84	150m 1:34.43	200m 2:06.93	250m 2:39.68	300m 3:12.27	350m 3:45.28	
		32.18	32.59	32.50	32.75	32.59	33.01	31.13
8	6	8	ABRAHAM Minna	HUN	23 MAR 2006	0.74	4:16.47	2.16 Q
	50m 28.61	100m 1:00.27	150m 1:32.80	200m 2:05.83	250m 2:38.52	300m 3:11.93	350m 3:44.62	
		31.66	32.53	33.03	32.69	33.41	32.69	31.85
9	5	4	BLOCKSIDGE Amelie	GBR	9 APR 2009	0.83	4:16.77	2.46 Q
	50m 30.11	100m 1:02.55	150m 1:34.64	200m 2:07.33	250m 2:39.91	300m 3:12.63	350m 3:45.51	
		32.44	32.09	32.69	32.58	32.72	32.88	31.26
10	6	7	FOX Lucy	GBR	1 MAY 2006	0.77	4:17.81	3.50 R
	50m 29.92	100m 1:02.15	150m 1:34.84	200m 2:07.60	250m 2:40.37	300m 3:13.19	350m 3:46.01	
		32.23	32.69	32.76	32.77	32.82	32.82	31.80
11	6	2	LENZE Sophie	GER	19 JAN 2006	0.77	4:17.92	3.61 R
	50m 30.05	100m 1:02.60	150m 1:34.99	200m 2:07.82	250m 2:40.13	300m 3:12.98	350m 3:45.60	
		32.55	32.39	32.83	32.31	32.85	32.62	32.32
12	5	7	PIGNOTTI Elisa	ITA	25 AUG 2006	0.72	4:18.63	4.32
	50m 29.20	100m 1:01.54	150m 1:34.32	200m 2:07.35	250m 2:39.73	300m 3:12.70	350m 3:45.80	
		32.34	32.78	33.03	32.38	32.97	33.10	32.83
13	5	2	WILSON Hollie	GBR	21 SEP 2008	0.68	4:18.83	4.52
	50m 29.63	100m 1:01.80	150m 1:34.83	200m 2:07.99	250m 2:41.08	300m 3:14.28	350m 3:47.69	
		32.17	33.03	33.16	33.09	33.20	33.41	31.14
14	6	1	ACKERMANN Julia	GER	23 MAR 2007	0.75	4:19.14	4.83
	50m 30.04	100m 1:02.75	150m 1:35.29	200m 2:08.34	250m 2:40.84	300m 3:13.90	350m 3:46.77	
		32.71	32.54	33.05	32.50	33.06	32.87	32.37
15	4	4	STIGER Diana-Gabriela	ROU	9 APR 2008	0.70	4:19.28	4.97
	50m 29.05	100m 1:00.83	150m 1:33.40	200m 2:06.71	250m 2:39.99	300m 3:13.78	350m 3:46.85	
		31.78	32.57	33.31	33.28	33.79	33.07	32.43
16	5	0	AVDIC Iman	BIH	23 SEP 2007	0.67	4:19.34	5.03
	50m 29.76	100m 1:01.75	150m 1:34.10	200m 2:07.16	250m 2:40.22	300m 3:13.45	350m 3:46.78	
		31.99	32.35	33.06	33.06	33.23	33.33	32.56

Results Summary

Event Number 39

Rank	Heat	Lane	Name	NAT Code	Date of Birth	R.T.	Time	Time Behind
17	5	1	HENVEAUX Camille	BEL	2 MAR 2006	0.70	4:20.66	6.35
	50m 29.78	100m 1:01.89	150m 1:35.13	200m 2:08.37	250m 2:41.55	300m 3:15.18	350m 3:48.19	
		32.11	33.24	33.24	33.18	33.63	33.01	32.47
18	6	0	SZABO Lilla	HUN	6 MAY 2009	0.72	4:20.81	6.50
	50m 30.14	100m 1:03.23	150m 1:36.00	200m 2:09.05	250m 2:41.94	300m 3:15.29	350m 3:48.67	
		33.09	32.77	33.05	32.89	33.35	33.38	32.14
19	6	9	SELIMOVIC Zara	GER	3 JUN 2007	0.67	4:21.01	6.70
	50m 29.87	100m 1:02.49	150m 1:36.00	200m 2:09.46	250m 2:41.96	300m 3:15.02	350m 3:48.54	
		32.62	33.51	33.46	32.50	33.06	33.52	32.47
20	5	5	JACKL Vivien	HUN	17 OCT 2008	0.77	4:21.27	6.96
	50m 30.12	100m 1:03.09	150m 1:36.38	200m 2:09.72	250m 2:43.03	300m 3:16.35	350m 3:49.39	
		32.97	33.29	33.34	33.31	33.32	33.04	31.88
21	4	2	STIRBU Ioana-Maria	ROU	25 SEP 2006	0.70	4:21.58	7.27
	50m 30.17	100m 1:02.85	150m 1:35.95	200m 2:09.29	250m 2:42.70	300m 3:16.22	350m 3:49.85	
		32.68	33.10	33.34	33.41	33.52	33.63	31.73
22	3	4	PODRZAVNIK Zara	SLO	22 SEP 2008	0.72	4:21.94	7.63
	50m 30.29	100m 1:03.10	150m 1:36.02	200m 2:09.81	250m 2:42.96	300m 3:16.70	350m 3:50.14	
		32.81	32.92	33.79	33.15	33.74	33.44	31.80
23	4	6	GOURGEON Laura	FRA	16 FEB 2006	0.73	4:21.98	7.67
	50m 29.82	100m 1:02.15	150m 1:34.93	200m 2:08.15	250m 2:41.32	300m 3:15.22	350m 3:48.78	
		32.33	32.78	33.22	33.17	33.90	33.56	33.20
24	3	5	BRICELJ Iza	SLO	23 DEC 2008	0.69	4:22.08	7.77
	50m 30.38	100m 1:03.35	150m 1:36.35	200m 2:09.99	250m 2:43.36	300m 3:17.05	350m 3:50.20	
		32.97	33.00	33.64	33.37	33.69	33.15	31.88
25	4	3	GAUDAIRE Lou-Ann	FRA	9 NOV 2006	0.69	4:22.28	7.97
	50m 30.23	100m 1:02.94	150m 1:35.93	200m 2:09.24	250m 2:42.20	300m 3:15.63	350m 3:48.98	
		32.71	32.99	33.31	32.96	33.43	33.35	33.30
26	3	7	CHRONI Aikaterini	GRE	19 JUN 2007	0.73	4:22.30	7.99
	50m 30.74	100m 1:03.88	150m 1:37.26	200m 2:10.97	250m 2:44.35	300m 3:17.53	350m 3:50.26	
		33.14	33.38	33.71	33.38	33.18	32.73	32.04
27	5	9	ROLMAN Angelina	NED	8 MAR 2007	0.73	4:23.69	9.38
	50m 29.65	100m 1:01.97	150m 1:35.21	200m 2:08.50	250m 2:41.86	300m 3:15.80	350m 3:50.27	
		32.32	33.24	33.29	33.36	33.94	34.47	33.42
28	4	0	VANDERLINDEN Siri	BEL	24 AUG 2009	0.80	4:23.91	9.60
	50m 31.61	100m 1:03.85	150m 1:37.02	200m 2:10.54	250m 2:44.40	300m 3:18.27	350m 3:52.18	
		32.24	33.17	33.52	33.86	33.87	33.91	31.73
29	4	5	ZAFEIRATOU Maria	GRE	7 SEP 2007	0.70	4:24.48	10.17
	50m 30.58	100m 1:03.29	150m 1:36.53	200m 2:10.27	250m 2:43.67	300m 3:17.45	350m 3:51.42	
		32.71	33.24	33.74	33.40	33.78	33.97	33.06
30	3	2	ADIR Ofek	ISR	7 JUN 2006	0.77	4:24.52	10.21
	50m 30.86	100m 1:04.18	150m 1:37.66	200m 2:11.43	250m 2:45.16	300m 3:18.90	350m 3:52.52	
		33.32	33.48	33.77	33.73	33.74	33.62	32.00
31	4	1	SADE Selinnur	TUR	4 MAY 2008	0.76	4:24.88	10.57
	50m 31.22	100m 1:03.98	150m 1:37.49	200m 2:10.95	250m 2:44.77	300m 3:18.49	350m 3:52.23	
		32.76	33.51	33.46	33.82	33.72	33.74	32.65
32	4	7	KASVIO Louna	FIN	29 JAN 2006	0.70	4:25.23	10.92
	50m 30.53	100m 1:03.94	150m 1:37.39	200m 2:11.37	250m 2:45.36	300m 3:19.64	350m 3:53.43	
		33.41	33.45	33.98	33.99	34.28	33.79	31.80
33	3	8	VISOCKAITE Ieva	LTU	18 JUL 2007	0.73	4:26.35	12.04
	50m 30.64	100m 1:03.75	150m 1:37.88	200m 2:12.26	250m 2:46.31	300m 3:20.48	350m 3:54.59	
		33.11	34.13	34.38	34.05	34.17	34.11	31.76
34	4	8	SHWARTZ Omer	ISR	20 JUN 2006	0.73	4:26.46	12.15
	50m 30.98	100m 1:04.11	150m 1:37.77	200m 2:11.68	250m 2:45.64	300m 3:19.84	350m 3:53.66	
		33.13	33.66	33.91	33.96	34.20	33.82	32.80

Results Summary

Event Number 39

Rank	Heat	Lane	Name	NAT Code	Date of Birth	R.T.	Time	Time Behind
35	3	3	HAMALAINEN Malla	FIN	22 APR 2008	0.75	4:26.74	12.43
	50m 30.13	100m 1:02.41	150m 1:35.32	200m 2:08.95	250m 2:43.16	300m 3:18.01	350m 3:53.00	
		32.28	32.91	33.63	34.21	34.85	34.99	33.74
36	3	9	BIRKISDOTTIR Freyja	ISL	2 FEB 2006	0.68	4:27.53	13.22
	50m 31.02	100m 1:04.52	150m 1:38.51	200m 2:12.32	250m 2:46.32	300m 3:20.36	350m 3:54.62	
		33.50	33.99	33.81	34.00	34.04	34.26	32.91
37	3	1	LUETIC Lara	CRO	10 MAY 2009	0.79	4:28.05	13.74
	50m 30.23	100m 1:02.59	150m 1:35.55	200m 2:08.86	250m 2:42.48	300m 3:17.04	350m 3:53.00	
		32.36	32.96	33.31	33.62	34.56	35.96	35.05
38	2	3	HREN Mia	CRO	14 JAN 2007	0.65	4:28.25	13.94
	50m 29.15	100m 1:01.95	150m 1:35.68	200m 2:10.12	250m 2:44.41	300m 3:19.06	350m 3:53.91	
		32.80	33.73	34.44	34.29	34.65	34.85	34.34
39	1	3	ONER Nehir	TUR	16 MAR 2008	0.74	4:29.68	15.37
	50m 30.77	100m 1:04.64	150m 1:39.45	200m 2:14.41	250m 2:48.37	300m 3:23.10	350m 3:57.03	
		33.87	34.81	34.96	33.96	34.73	33.93	32.65
40	2	8	SUNDT Wilma	FIN	4 MAY 2006	0.69	4:29.85	15.54
	50m 30.58	100m 1:04.28	150m 1:38.25	200m 2:12.81	250m 2:47.18	300m 3:21.90	350m 3:56.36	
		33.70	33.97	34.56	34.37	34.72	34.46	33.49
41	3	0	AMORIM Ines	POR	6 NOV 2006	0.88	4:30.63	16.32
	50m 30.58	100m 1:03.17	150m 1:36.68	200m 2:10.94	250m 2:45.45	300m 3:20.81	350m 3:55.98	
		32.59	33.51	34.26	34.51	35.36	35.17	34.65
42	2	5	PRYTZ Bella	SWE	29 OCT 2008	0.73	4:30.78	16.47
	50m 30.39	100m 1:03.73	150m 1:37.22	200m 2:11.32	250m 2:45.26	300m 3:20.50	350m 3:56.11	
		33.34	33.49	34.10	33.94	35.24	35.61	34.67
43	3	6	COROVIC Katarina	SRB	24 SEP 2008	0.77	4:32.90	18.59
	50m 30.89	100m 1:04.91	150m 1:39.35	200m 2:13.75	250m 2:48.56	300m 3:23.80	350m 3:59.29	
		34.02	34.44	34.40	34.81	35.24	35.49	33.61
44	4	9	PAUN Briana-Mihaela	ROU	12 OCT 2009	0.80	4:32.97	18.66
	50m 31.24	100m 1:05.21	150m 1:39.61	200m 2:14.22	250m 2:49.30	300m 3:23.92	350m 3:58.87	
		33.97	34.40	34.61	35.08	34.62	34.95	34.10
45	2	1	NIZHARADZE Ana	GEO	19 OCT 2008	0.70	4:34.02	19.71
	50m 31.77	100m 1:06.37	150m 1:40.48	200m 2:15.36	250m 2:49.59	300m 3:24.75	350m 3:59.58	
		34.60	34.11	34.88	34.23	35.16	34.83	34.44
46	2	2	SVENCIONYTE Stela	LTU	31 JAN 2008	0.65	4:34.79	20.48
	50m 30.45	100m 1:03.84	150m 1:38.23	200m 2:13.14	250m 2:48.20	300m 3:23.73	350m 3:59.87	
		33.39	34.39	34.91	35.06	35.53	36.14	34.92
47	2	7	FRANCO Catarina	POR	19 NOV 2007	0.69	4:35.08	20.77
	50m 31.10	100m 1:05.80	150m 1:40.51	200m 2:15.74	250m 2:51.35	300m 3:25.64	350m 4:00.50	
		34.70	34.71	35.23	35.61	34.29	34.86	34.58
48	2	0	SOHN Ida	DEN	22 JUL 2008	0.76	4:36.43	22.12
	50m 32.15	100m 1:07.28	150m 1:42.40	200m 2:18.09	250m 2:52.99	300m 3:28.12	350m 4:02.58	
		35.13	35.12	35.69	34.90	35.13	34.46	33.85
49	1	4	VERZBICKA Anabella	LAT	14 MAR 2008	0.73	4:38.57	24.26
	50m 30.94	100m 1:06.01	150m 1:41.40	200m 2:17.21	250m 2:52.62	300m 3:28.66	350m 4:04.09	
		35.07	35.39	35.81	35.41	36.04	35.43	34.48
50	2	6	ANDRIYSDOTTIR Katja Lilja	ISL	27 OCT 2006	0.67	4:38.61	24.30
	50m 30.53	100m 1:04.31	150m 1:38.99	200m 2:14.44	250m 2:50.61	300m 3:26.97	350m 4:02.94	
		33.78	34.68	35.45	36.17	36.36	35.97	35.67
51	2	4	ALSEN Emma	SWE	17 OCT 2007	0.77	4:40.85	26.54
	50m 30.34	100m 1:03.79	150m 1:38.82	200m 2:15.92	250m 2:52.61	300m 3:30.17	350m 4:06.39	
		33.45	35.03	37.10	36.69	37.56	36.22	34.46
52	1	5	BUDIMA Era	KOS	15 MAR 2007	0.69	4:46.15	31.84
	50m 31.56	100m 1:06.81	150m 1:42.79	200m 2:19.07	250m 2:55.54	300m 3:32.41	350m 4:09.58	
		35.25	35.98	36.28	36.47	36.87	37.17	36.57



Event 39

7 JUL 2024 - 9:30

Women's 400m Freestyle


Heats

Results Summary

Event Number 39

Rank	Heat	Lane	Name	NAT Code	Date of Birth	R.T.	Time	Time Behind
------	------	------	------	----------	---------------	------	------	-------------

Legend:								
CR	Championship Record	EJ	European Junior Record	Q	Qualified for next phase	R	Reserve	
R.T.	Reaction Time	WJ	World Junior Record					



Event 40

7 JUL 2024 - 10:06

Men's 400m Freestyle

Results Summary

Event Number 40

	Record	Splits	Name	NAT Code	Location	Date
WJ	3:44.31	54.31 1:51.00 2:47.91	MIT SIN Petar Petrov	BUL	Belgrade (SRB)	9 JUL 2023
CR	3:44.31	54.31 1:51.00 2:47.91	MIT SIN Petar	BUL	Belgrade (SRB)	9 JUL 2023
EJ	3:44.31	54.31 1:51.00 2:47.91	MIT SIN Petar	BUL	Belgrade (SRB)	9 JUL 2023

Rank	Heat	Lane	Name	NAT Code	Date of Birth	R.T.	Time	Time Behind
1	7	5	ISIK Ahmet Burak	TUR	9 SEP 2006	0.71	3:52.55	Q
	50m 27.15	100m 55.73	150m 1:24.79	200m 1:54.09	250m 2:23.63	300m 2:53.43	350m 3:23.44	
		28.58	29.06	29.30	29.54	29.80	30.01	29.11
2	7	4	RAGAINI Alessandro	ITA	2 AUG 2006	0.67	3:54.01	1.46 Q
	50m 27.28	100m 56.22	150m 1:25.30	200m 1:55.11	250m 2:25.12	300m 2:55.26	350m 3:25.34	
		28.94	29.08	29.81	30.01	30.14	30.08	28.67
3	6	5	TUNCELLI Kuzey	TUR	30 AUG 2007	0.72	3:54.30	1.75 Q
	50m 26.68	100m 55.75	150m 1:25.12	200m 1:54.95	250m 2:24.81	300m 2:54.51	350m 3:24.98	
		29.07	29.37	29.83	29.86	29.70	30.47	29.32
4	6	4	BERTONI Filippo	ITA	16 FEB 2006	0.62	3:54.54	1.99 Q
	50m 26.36	100m 55.25	150m 1:24.50	200m 1:54.38	250m 2:24.10	300m 2:54.35	350m 3:25.39	
		28.89	29.25	29.88	29.72	30.25	31.04	29.15
5	7	6	TEMIZ Tolga	TUR	24 MAR 2006	0.78	3:54.75	2.20
	50m 27.20	100m 56.24	150m 1:25.69	200m 1:55.63	250m 2:25.70	300m 2:56.01	350m 3:26.15	
		29.04	29.45	29.94	30.07	30.31	30.14	28.60
6	7	0	BADEA Robert-Andrei	ROU	25 SEP 2007	0.69	3:55.01	2.46 Q
	50m 27.28	100m 56.94	150m 1:26.69	200m 1:56.73	250m 2:26.12	300m 2:55.76	350m 3:25.90	
		29.66	29.75	30.04	29.39	29.64	30.14	29.11
7	6	6	REINKE Simon	GER	17 FEB 2006	0.59	3:55.30	2.75 Q
	50m 27.03	100m 56.47	150m 1:26.31	200m 1:56.41	250m 2:26.23	300m 2:56.26	350m 3:26.51	
		29.44	29.84	30.10	29.82	30.03	30.25	28.79
8	7	3	LIEBMANN Johannes	GER	21 MAR 2007	0.76	3:55.47	2.92 Q
	50m 27.44	100m 57.30	150m 1:27.26	200m 1:57.56	250m 2:27.55	300m 2:57.58	350m 3:27.01	
		29.86	29.96	30.30	29.99	30.03	29.43	28.46
9	6	3	OZDEN Muhammed Yusuf	TUR	26 FEB 2006	0.71	3:55.80	3.25
	50m 27.34	100m 56.51	150m 1:26.54	200m 1:56.78	250m 2:26.82	300m 2:57.10	350m 3:27.58	
		29.17	30.03	30.24	30.04	30.28	30.48	28.22
10	7	2	FRITZKE Lukas	GER	17 AUG 2006	0.68	3:56.17	3.62
	50m 27.83	100m 57.44	150m 1:27.22	200m 1:57.31	250m 2:27.14	300m 2:57.42	350m 3:27.23	
		29.61	29.78	30.09	29.83	30.28	29.81	28.94
11	7	8	NAGY Nandor	ROU	18 JAN 2006	0.69	3:56.39	3.84 Q
	50m 26.93	100m 56.23	150m 1:25.73	200m 1:55.37	250m 2:25.52	300m 2:55.47	350m 3:26.04	
		29.30	29.50	29.64	30.15	29.95	30.57	30.35
12	5	2	GIEFING Christian	AUT	2 FEB 2008	0.72	3:56.51	3.96 R
	50m 26.14	100m 54.47	150m 1:23.74	200m 1:53.83	250m 2:23.14	300m 2:54.04	350m 3:25.80	
		28.33	29.27	30.09	29.31	30.90	31.76	30.71
13	7	9	POTENZA Emanuele	ITA	20 NOV 2006	0.73	3:56.55	4.00
	50m 26.75	100m 55.68	150m 1:25.58	200m 1:55.61	250m 2:25.82	300m 2:56.46	350m 3:27.17	
		28.93	29.90	30.03	30.21	30.64	30.71	29.38
14	6	0	KAKOULAKIS Vasileios	GRE	16 JUN 2007	0.66	3:56.59	4.04 R
	50m 27.13	100m 57.25	150m 1:27.14	200m 1:57.85	250m 2:27.88	300m 2:58.55	350m 3:28.08	
		30.12	29.89	30.71	30.03	30.67	29.53	28.51
15	6	2	HORNSEY Luke	GBR	10 APR 2006	0.72	3:57.70	5.15
	50m 27.02	100m 56.40	150m 1:26.45	200m 1:56.83	250m 2:27.35	300m 2:58.01	350m 3:28.33	
		29.38	30.05	30.38	30.52	30.66	30.32	29.37
=16	2	3	KOTENKO Mykola	UKR	20 JAN 2007	0.65	3:57.86	5.31
	50m 26.43	100m 55.85	150m 1:26.03	200m 1:56.64	250m 2:26.99	300m 2:57.98	350m 3:28.85	
		29.42	30.18	30.61	30.35	30.99	30.87	29.01

Results Summary

Event Number 40

Rank	Heat	Lane	Name	NAT Code	Date of Birth	R.T.	Time	Time Behind
=34	5	8	HALAWI Carlos	DEN	20 OCT 2006	0.70	4:00.70	8.15
	50m 27.04	100m 56.41	150m 1:26.75	200m 1:57.43	250m 2:28.12	300m 2:59.15	350m 3:30.62	
		29.37	30.34	30.68	30.69	31.03	31.47	30.08
36	5	9	DAVIDSON Evan	GBR	18 JAN 2007	0.66	4:01.25	8.70
	50m 27.16	100m 57.16	150m 1:28.13	200m 1:59.04	250m 2:29.50	300m 3:00.22	350m 3:30.69	
		30.00	30.97	30.91	30.46	30.72	30.47	30.56
37	4	0	KALAPOTHARAKOS IP	GRE	26 JUL 2007	0.71	4:01.71	9.16
	50m 27.87	100m 57.71	150m 1:28.21	200m 1:59.25	250m 2:30.06	300m 3:01.41	350m 3:31.55	
		29.84	30.50	31.04	30.81	31.35	30.14	30.16
38	3	0	FRONCZAK Antoni	POL	14 JAN 2006	0.65	4:02.01	9.46
	50m 28.68	100m 59.26	150m 1:30.18	200m 2:00.83	250m 2:31.10	300m 3:02.17	350m 3:32.57	
		30.58	30.92	30.65	30.27	31.07	30.40	29.44
39	4	7	VAICIUNAS Kostas	LTU	26 MAY 2006	0.67	4:02.44	9.89
	50m 27.94	100m 58.51	150m 1:29.78	200m 2:01.18	250m 2:31.62	300m 3:02.28	350m 3:32.61	
		30.57	31.27	31.40	30.44	30.66	30.33	29.83
40	7	7	FILIPIAK Mikolaj	POL	13 MAY 2006	0.77	4:02.78	10.23
	50m 26.89	100m 56.37	150m 1:26.44	200m 1:57.04	250m 2:28.43	300m 3:00.14	350m 3:31.93	
		29.48	30.07	30.60	31.39	31.71	31.79	30.85
41	4	1	JOHNSEN SFH	DEN	27 MAR 2007	0.75	4:03.79	11.24
	50m 27.62	100m 57.87	150m 1:28.86	200m 2:00.13	250m 2:30.69	300m 3:02.15	350m 3:33.09	
		30.25	30.99	31.27	30.56	31.46	30.94	30.70
42	3	9	ERIKSSON Jonatan	SWE	13 MAR 2006	0.67	4:03.97	11.42
	50m 27.56	100m 57.89	150m 1:28.63	200m 1:59.49	250m 2:30.83	300m 3:02.29	350m 3:33.85	
		30.33	30.74	30.86	31.34	31.46	31.56	30.12
43	6	9	VALENTE Gabriele	ITA	26 AUG 2007	0.67	4:03.98	11.43
	50m 27.16	100m 56.62	150m 1:26.85	200m 1:57.26	250m 2:28.56	300m 2:59.79	350m 3:32.09	
		29.46	30.23	30.41	31.30	31.23	32.30	31.89
44	7	1	KOSTAL Samuel	SVK	17 JUN 2006	0.65	4:04.16	11.61
	50m 27.69	100m 57.72	150m 1:28.01	200m 1:58.66	250m 2:29.69	300m 3:01.24	350m 3:32.97	
		30.03	30.29	30.65	31.03	31.55	31.73	31.19
45	3	3	SCHARER Noah	SUI	30 JAN 2007	0.69	4:04.34	11.79
	50m 27.97	100m 58.63	150m 1:29.68	200m 2:01.05	250m 2:32.32	300m 3:03.89	350m 3:35.15	
		30.66	31.05	31.37	31.27	31.57	31.26	29.19
46	3	2	CHIRSANOV Chirill	MDA	9 MAR 2007	0.72	4:04.36	11.81
	50m 27.85	100m 58.19	150m 1:29.00	200m 2:00.01	250m 2:31.19	300m 3:02.73	350m 3:34.10	
		30.34	30.81	31.01	31.18	31.54	31.37	30.26
47	1	4	PLATONOV Yevhenii	UKR	4 JUL 2006	0.71	4:04.76	12.21
	50m 27.71	100m 57.84	150m 1:28.85	200m 1:59.90	250m 2:30.79	300m 3:02.42	350m 3:33.73	
		30.13	31.01	31.05	30.89	31.63	31.31	31.03
48	2	4	ASKHAM Heini Mohr	FRO	23 SEP 2006	0.66	4:05.43	12.88
	50m 27.67	100m 58.26	150m 1:29.39	200m 2:00.56	250m 2:31.78	300m 3:03.53	350m 3:35.20	
		30.59	31.13	31.17	31.22	31.75	31.67	30.23
49	2	6	PUCEK Richard	SVK	23 MAY 2006	0.68	4:05.49	12.94
	50m 28.02	100m 58.75	150m 1:30.01	200m 2:01.66	250m 2:32.89	300m 3:04.60	350m 3:35.99	
		30.73	31.26	31.65	31.23	31.71	31.39	29.50
50	2	7	BRISENFELDT Isak Dag	FRO	9 NOV 2006	0.64	4:05.51	12.96
	50m 28.40	100m 59.27	150m 1:30.60	200m 2:02.40	250m 2:33.65	300m 3:05.04	350m 3:36.16	
		30.87	31.33	31.80	31.25	31.39	31.12	29.35
51	2	5	BOKO Marul	CRO	20 JUN 2006	0.79	4:05.71	13.16
	50m 28.07	100m 58.33	150m 1:29.60	200m 2:01.49	250m 2:33.35	300m 3:04.79	350m 3:35.97	
		30.26	31.27	31.89	31.86	31.44	31.18	29.74
52	3	1	NAYDENOV Deyvid	BUL	22 MAR 2007	0.73	4:06.04	13.49
	50m 28.16	100m 58.89	150m 1:30.81	200m 2:02.31	250m 2:33.86	300m 3:05.12	350m 3:36.07	
		30.73	31.92	31.50	31.55	31.26	30.95	29.97

Results Summary

Event Number 40

Rank	Heat	Lane	Name	NAT Code	Date of Birth	R.T.	Time	Time Behind	
53	2	0	MARKITZ Moritz	AUT	5 OCT 2007	0.79	4:06.27	13.72	
	50m	27.95	100m 58.82 30.87	150m 1:30.47 31.65	200m 2:02.21 31.74	250m 2:33.25 31.04	300m 3:04.80 31.55	350m 3:36.21 31.41	30.06
54	3	4	COURTOIS Maxime	BEL	24 OCT 2006	0.68	4:06.39	13.84	
	50m	27.59	100m 57.64 30.05	150m 1:28.37 30.73	200m 1:59.30 30.93	250m 2:30.29 30.99	300m 3:01.78 31.49	350m 3:34.12 32.34	32.27
55	5	1	LOVENS Florentin	BEL	19 JAN 2006	0.71	4:06.86	14.31	
	50m	27.89	100m 58.04 30.15	150m 1:28.86 30.82	200m 2:00.06 31.20	250m 2:31.51 31.45	300m 3:03.31 31.80	350m 3:35.44 32.13	31.42
56	3	8	KRPINA Roko	CRO	27 JUL 2006	0.73	4:10.11	17.56	
	50m	27.41	100m 57.78 30.37	150m 1:29.49 31.71	200m 2:01.75 32.26	250m 2:33.48 31.73	300m 3:05.98 32.50	350m 3:38.48 32.50	31.63
57	2	2	PEREIRA Rui	POR	31 JAN 2008	0.86	4:10.63	18.08	
	50m	27.48	100m 58.47 30.99	150m 1:29.94 31.47	200m 2:02.13 32.19	250m 2:34.34 32.21	300m 3:06.70 32.36	350m 3:39.04 32.34	31.59
58	5	4	SPATHARAKIS Nikolaos	GRE	19 OCT 2007	0.71	4:10.64	18.09	
	50m	27.33	100m 57.40 30.07	150m 1:28.99 31.59	200m 2:01.58 32.59	250m 2:33.73 32.15	300m 3:06.52 32.79	350m 3:39.19 32.67	31.45
59	2	9	ANDREOU Rodolfos	CYP	15 MAY 2006	0.67	4:14.38	21.83	
	50m	28.76	100m 1:00.24 31.48	150m 1:32.97 32.73	200m 2:05.29 32.32	250m 2:37.96 32.67	300m 3:10.78 32.82	350m 3:43.54 32.76	30.84
60	1	5	HUNA Edlijano	ALB	13 AUG 2008	0.62	4:20.85	28.30	
	50m	28.81	100m 1:00.69 31.88	150m 1:33.68 32.99	200m 2:07.53 33.85	250m 2:41.62 34.09	300m 3:15.72 34.10	350m 3:49.68 33.96	31.17
61	1	3	KIRGIZOVs Timurs	LAT	6 AUG 2008	0.64	4:29.53	36.98	
	50m	28.29	100m 1:00.14 31.85	150m 1:33.65 33.51	200m 2:08.75 35.10	250m 2:44.32 35.57	300m 3:20.06 35.74	350m 3:54.71 34.65	34.82
	2	1	DOVELLOS GC	CYP	28 APR 2008		DNS		
	2	8	GASHI Mal	KOS	3 JAN 2006		DNS		
	4	9	NILSSON Ted	SWE	28 FEB 2006		DNS		

Legend:	= Equal rank	CR Championship Record	DNS Did Not Start	EJ European Junior Record
Q Qualified for next phase	R Reserve	R.T. Reaction Time	WJ World Junior Record	

Event 41
7 JUL 2024 - 10:46

Women's 4x100m Medley Relay

Heats

Results Summary

Event Number 41

	Record	Splits	NAT (Relay)	Location	Date		
WJ	3:58.38	1:00.68	2:08.54	3:05.45	CAN - Canada	Indianapolis (USA)	28 AUG 2017
CR	4:01.83	1:00.50	2:08.36	3:06.63	RUS - Russian Federation	Kazan (RUS)	5 JUL 2019
EJ	4:00.30	59.90	2:07.35	3:05.82	RUS - Russian Federation	Budapest (HUN)	25 AUG 2019

Rank	Heat	Lane	NAT / Name	R.T.	50m	100m	Time	Time Behind
1	2	5	ESP - Spain				4:06.45	Q
			COSTA DE VICENTE Sara	0.62	30.41	1:02.22		
			PINEDA LOPEZ Nayara	0.19	31.63	1:08.58	2:10.80	
			CABANES GARZAS Laura	0.30	27.84	59.65	3:10.45	
			MUNOZ BECERRA Claudia	0.23	26.72	56.00		
2	3	6	ITA - Italy				4:07.58	1.13 Q
			CURTIS Sara	0.62	29.65	1:01.57		
			LUCCHESI Lisa	0.47	32.85	1:09.99	2:11.56	
			PORCARI Anna	0.48	28.11	1:00.11	3:11.67	
			STEVANATO Cristiana	0.19	26.60	55.91		
3	3	0	DEN - Denmark				4:09.42	2.97 Q
			KROGH Emma Brogaard	0.67	31.38	1:03.60		
			KRAGH Ida Skov	0.37	32.98	1:11.56	2:15.16	
			DAMBORG Martine	0.23	27.05	58.01	3:13.17	
			THASTRUP-HANSEN Anne	0.01	26.89	56.25		
4	3	2	FRA - France				4:09.53	3.08 Q
			ALLART Lucine	0.59	30.59	1:03.02		
			ABEL-THIEBAUT Rosalie	0.36	32.68	1:10.38	2:13.40	
			CARLOS-BROC Zoe	0.23	27.61	1:00.71	3:14.11	
			ROSSI-BENE Giulia	0.36	26.76	55.42		
5	3	1	GBR - Great Britain				4:09.62	3.17 Q
			KINSMAN Blythe	0.70	30.39	1:03.39		
			CARTER Jasmine	0.40	32.14	1:08.29	2:11.68	
			PRICE Edith	0.23	28.37	1:01.64	3:13.32	
			OKARO Izabella	0.54	26.67	56.30		
=6	2	6	NED - Netherlands				4:09.92	3.47 Q
			ENGELSE Jinth	0.62	30.05	1:02.25		
			SCHALLENBERG Mare	0.54	32.64	1:10.24	2:12.49	
			KORTHUIS Sara	0.17	28.04	1:01.88	3:14.37	
			ROLMAN Angelina	0.08	26.52	55.55		
=6	3	3	GER - Germany				4:09.92	3.47 Q
			BORSTLER Anna Maria	0.55	30.57	1:03.85		
			LUDWIG Lena	0.14	32.71	1:09.91	2:13.76	
			BAIEVYCH Alina	0.21	27.98	1:00.34	3:14.10	
			BOCSKA Julianna Dora	0.07	26.17	55.82		
8	2	8	ROU - Romania				4:11.49	5.04 Q
			PRISECARIU Aissia-Claudia	0.59	30.97	1:03.63		
			TENCIU Alecsia-Maria	0.14	33.01	1:11.45	2:15.08	
			BACALU Denisa-Maria	0.37	27.72	1:00.11	3:15.19	
			PREDA Irina-Ana	0.09	26.47	56.30		
9	1	4	SUI - Switzerland				4:11.66	5.21 R
			RICHARD Manon	0.65	31.41	1:03.76		
			CUETO CABRERA Havana	0.18	32.49	1:09.16	2:12.92	
			CAPUANO Giulia	0.33	28.96	1:02.47	3:15.39	
			BALTHASAR Julia	0.22	27.07	56.27		

Event 41
7 JUL 2024 - 10:46

Women's 4x100m Medley Relay

Results Summary

Event Number 41

Rank	Heat	Lane	NAT / Name	R.T.	50m	100m	Time	Time Behind
10	1	5	HUN - Hungary				4:12.03	5.58 R
			MOLNAR Dora	0.62	30.48	1:02.62		
			ZSEBOK Laura	0.53	33.33	1:11.41	2:14.03	
			DROMMER Lili	0.42	28.24	1:01.15	3:15.18	
			REKASI Eszter	0.49	26.98	56.85		
11	2	7	LTU - Lithuania				4:12.44	5.99
			GERIKSONAITE Patricija	0.65	30.73	1:04.35		
			STANCIKAITE Guoda	0.45	32.89	1:10.73	2:15.08	
			PASAKINSKAITE Erika	0.53	28.58	1:02.33	3:17.41	
			STATKEVICIUS Sylvia	0.41	26.11	55.03		
12	2	2	POL - Poland				4:12.87	6.42
			JANISZEWSKA Natalia	0.62	30.97	1:03.41		
			WRONA Ewa	0.39	32.46	1:09.72	2:13.13	
			KROL Gabriela	0.47	28.12	1:01.10	3:14.23	
			LESNIEWSKA Barbara	0.55	28.17	58.64		
13	1	3	FIN - Finland				4:13.57	7.12
			MOILANEN Lotta	0.67	32.06	1:05.48		
			MUSTONEN Veera	-0.02	33.41	1:11.35	2:16.83	
			SOINI Aliisa	0.35	27.91	1:00.61	3:17.44	
			PAIVARINTA Venla	0.41	27.03	56.13		
14	2	0	ISR - Israel				4:14.74	8.29
			SIMCHA Ofir	0.67	30.81	1:03.62		
			AYZBRUCH Keren	0.30	33.50	1:12.40	2:16.02	
			MOSHKOVITCH Elisa	0.46	28.97	1:02.25	3:18.27	
			GOLLAND Shane	0.26	26.76	56.47		
15	3	8	IRL - Ireland				4:15.24	8.79
			BAILEY Leagh	0.66	31.90	1:06.21		
			JONES Ava	0.38	32.74	1:10.82	2:17.03	
			BURNS-ATKIN Alana	0.39	28.57	1:02.37	3:19.40	
			DAVISON Grace	0.13	26.72	55.84		
16	3	4	EST - Estonia				4:16.16	9.71
			RANDVALI Maari	0.71	31.51	1:04.78		
			SALU Egle	0.34	32.73	1:11.45	2:16.23	
			MADAR Kirke	0.25	28.08	1:01.29	3:17.52	
			BAZANOVA Ksenia	0.42	27.68	58.64		
17	3	5	AUT - Austria				4:18.11	11.66
			FUERST Elena	0.71	31.51	1:05.15		
			SYSLO Julia	0.42	33.45	1:12.15	2:17.30	
			KOVACHEVICH Milana	0.46	28.35	1:02.35	3:19.65	
			SCHIESSENDOPPLER Katharina	0.35	27.87	58.46		
18	2	4	GRE - Greece				4:18.47	12.02
			MAGKOTSIU Ilektra	0.58	31.65	1:04.62		
			GKOVARI Konstantina Andrianna	0.47	33.64	1:12.46	2:17.08	
			SKOUTA Apostolia	0.49	28.49	1:03.77	3:20.85	
			ZAIMI Kalliopi	0.00	27.10	57.62		
19	2	3	SWE - Sweden				4:19.11	12.66
			NYSTRAND Lisa	0.67	31.53	1:05.22		
			STENBECK Alice	0.40	33.43	1:11.91	2:17.13	
			LUC Vicky	0.28	28.68	1:04.07	3:21.20	
			BERGSTROM Thea	0.37	27.60	57.91		

Event 41
7 JUL 2024 - 10:46

Women's 4x100m Medley Relay

Results Summary

Event Number 41

Rank	Heat	Lane	NAT / Name	R.T.	50m	100m	Time	Time Behind
20	2	1	SVK - Slovakia				4:21.75	15.30
			HORVATHOVA Terezia	0.66	31.26	1:04.60		
			GRUCHALAKOVA Laura	0.20	34.72	1:15.32	2:19.92	
			CERVENKOVA Emma	0.51	28.54	1:02.37	3:22.29	
			OROSZ Sara	0.26	27.98	59.46		
21	3	7	CZE - Czechia				4:22.83	16.38
			ZAPOTOCKA Natalie	0.66	32.66	1:06.15		
			CEJPKOVA Rozalie	0.29	34.68	1:14.01	2:20.16	
			BOEHMOVA Tereza	0.38	28.73	1:04.23	3:24.39	
			CRHOVA Charlene Daniela	0.28	27.27	58.44		
22	3	9	BUL - Bulgaria				4:24.47	18.02
			RAKOVA Darina	0.59	31.82	1:05.72		
			RADIVCHEVA Katrin	0.55	36.21	1:16.69	2:22.41	
			GAMISHEVA Kalina	0.31	29.12	1:02.91	3:25.32	
			TEMELKOVA Tiana	0.26	28.59	59.15		

Legend:

=	Equal rank	CR	Championship Record	EJ	European Junior Record	Q	Qualified for next phase
R	Reserve	R.T.	Reaction Time	WJ	World Junior Record		

Event 42
7 JUL 2024 - 11:04

Men's 4x100m Medley Relay

Results Summary

Event Number 42

	Record	Splits	NAT (Relay)	Location	Date	
WJ	3:33.19	53.84	1:53.37 2:44.30	RUS - Russian Federation	Budapest (HUN)	25 AUG 2019
CR	3:35.24	54.72	1:53.65 2:46.34	ITA - Italy	Netanya (ISR)	2 JUL 2017
EJ	3:33.19	53.84	1:53.37 2:44.30	RUS - Russian Federation	Budapest (HUN)	25 AUG 2019

Rank	Heat	Lane	NAT / Name	R.T.	50m	100m	Time	Time Behind
1	3	3	GER - Germany				3:40.73	Q
			PASSEK Vincent	0.55	26.94	55.72		
			BOCK Kenneth	0.16	28.84	1:01.82	1:57.54	
			KOCH Julian	0.21	24.28	53.00	2:50.54	
			MACHT Sascha	0.43	23.73	50.19		
2	1	5	ESP - Spain				3:42.05	1.32 Q
			DEL RIEGO TORRES Teo	0.58	27.47	56.48		
			CADEVALL MICOLAU Nil	0.25	28.77	1:01.29	1:57.77	
			LOPEZ GUILLEN Javier	0.25	24.89	53.80	2:51.57	
			HOEK LE GUENEDAL Luca	0.42	23.96	50.48		
3	3	6	GBR - Great Britain				3:42.06	1.33 Q
			FEARN Dean	0.63	27.39	56.47		
			NOWACKI Filip	0.42	28.61	1:01.41	1:57.88	
			GRAY Henry	0.51	25.44	54.29	2:52.17	
			KRAWIEC Stefan	0.26	23.49	49.89		
4	2	5	ITA - Italy				3:42.30	1.57 Q
			LAZZARI Davide	0.63	27.32	55.87		
			FUSCHINI Lorenzo	0.22	28.93	1:02.68	1:58.55	
			VERGINE Alan	0.53	25.05	53.83	2:52.38	
			PASSAFARO Davide	0.49	24.01	49.92		
5	3	9	UKR - Ukraine				3:43.03	2.30 Q
			DENYSENKO Anton	0.62	27.51	56.71		
			KYIASHCHENKO Stanislav	0.37	28.73	1:01.25	1:57.96	
			KOTENKO Mykola	0.49	25.98	55.34	2:53.30	
			SHEREMET Nikita	0.28	23.41	49.73		
6	2	8	FRA - France				3:43.33	2.60 Q
			DUTRIAUX Neo	0.61	27.25	56.98		
			CAPOGNA Sebastien	0.28	28.91	1:02.42	1:59.40	
			EXPOSITO Angel	0.24	24.82	53.09	2:52.49	
			GALLE-MICHON Evan	0.22	24.71	50.84		
7	2	1	POL - Poland				3:43.90	3.17 Q
			URBANIAK Olivier	0.65	27.61	56.79		
			GAJDA Jan	0.12	28.55	1:01.43	1:58.22	
			DWORAKOWSKI Blazej	0.38	25.60	55.73	2:53.95	
			PIETRON Przemyslaw	0.14	23.53	49.95		
8	1	7	CRO - Croatia				3:43.91	3.18 Q
			CARAPOVIC Luka	0.56	27.33	56.96		
			RADOS Vito	0.35	29.24	1:02.63	1:59.59	
			MIKNIC Maro	0.45	24.30	53.28	2:52.87	
			GRUICA Filip	0.44	24.54	51.04		
9	2	6	NOR - Norway				3:44.29	3.56 R
			MORK Alexis Emanuel	0.67	28.02	57.62		
			MARINOV Daniel Rumenov	0.04	28.96	1:02.56	2:00.18	
			KLEV Elias	0.12	24.86	54.43	2:54.61	
			SORENSEN Sander K.	0.22	24.00	49.68		

Results Summary

Event Number 42

Rank	Heat	Lane	NAT / Name	R.T.	50m	100m	Time	Time Behind
10	1	3	ISR - Israel				3:44.58	3.85 R
			GOLDIN Aukan	0.62	27.35	55.98		
			TELER Mark	0.07	28.08	1:01.99	1:57.97	
			ROZENFELD Itay	0.28	25.71	55.60	2:53.57	
			DOTAN Alon	0.34	24.02	51.01		
11	2	9	TUR - Türkiye				3:44.88	4.15
			ACAR Can	0.56	27.92	57.16		
			ALLAHVERDI Nusrat	0.24	28.47	1:02.71	1:59.87	
			AKKOYUN Arda	0.26	24.87	54.24	2:54.11	
			OZDEMIR Demir	0.09	24.65	50.77		
12	2	4	HUN - Hungary				3:44.89	4.16
			KOVACS Botond	0.62	27.54	57.12		
			ESZES Janos	0.22	29.56	1:03.20	2:00.32	
			BAGI Zoltan	0.36	24.60	54.10	2:54.42	
			KAKUK Koppány Zeta	0.14	24.84	50.47		
13	2	3	LTU - Lithuania				3:45.43	4.70
			KAUSPEDAS Mantas	0.53	26.29	54.80		
			TIMINSKAS Deividas	0.43	29.91	1:04.27	1:59.07	
			TREPOCKA Kristupas	0.18	25.01	54.53	2:53.60	
			AUGUSTINAVICIUS Arnas	0.38	24.31	51.83		
14	3	4	AUT - Austria				3:45.52	4.79
			PARVOV Nikolay	0.71	27.16	57.37		
			KORBER-PERNER Laurin	0.06	29.55	1:04.01	2:01.38	
			EDL Lukas	0.37	24.24	53.03	2:54.41	
			KOPF Viktor	0.18	24.56	51.11		
15	3	8	ROU - Romania				3:45.66	4.93
			BADEA Robert-Andrei	0.62	27.92	57.08		
			STATE Matei-Cristian	0.00	28.97	1:02.47	1:59.55	
			MIHALACHE Vlad-Stefan	0.25	24.69	54.21	2:53.76	
			COMAN Darius-Stefan	0.29	24.64	51.90		
16	1	2	POR - Portugal				3:46.50	5.77
			FRANCISCO Silva	0.56	27.38	57.11		
			BONNIZ Pedro	0.16	29.13	1:02.79	1:59.90	
			PEREIRA Rodrigo	0.23	25.06	54.72	2:54.62	
			JANUARIO Tomas	0.16	23.93	51.88		
17	2	7	GRE - Greece				3:46.85	6.12
			PAPATHEODOROU Nikolaos	0.57	28.03	57.53		
			ZAFEIROPOULOS Marios Theodoros	0.46	29.32	1:02.63	2:00.16	
			POLYZOUDIS Konstantinos	0.38	25.59	54.68	2:54.84	
			DIMANOPOULOS Christos	0.51	24.86	52.01		
18	1	6	IRL - Ireland				3:47.08	6.35
			SHORTT John	0.62	27.10	55.39		
			BRADLEY Adam	0.37	29.66	1:04.37	1:59.76	
			DONNELLAN Sean	0.48	26.56	56.84	2:56.60	
			HAMILTON Matthew	0.35	23.32	50.48		
19	3	1	BUL - Bulgaria				3:47.34	6.61
			GOSPODINOV Todor	0.60	27.65	57.42		
			MANOLOV Maksim	0.40	29.21	1:01.96	1:59.38	
			KIRILOV Daren	0.48	25.86	56.23	2:55.61	
			TUSHEV Vasil	0.24	24.45	51.73		

Results Summary

Event Number 42

Rank	Heat	Lane	NAT / Name	R.T.	50m	100m	Time	Time Behind	
20	3	0	LAT - Latvia				3:48.47	7.74	
			DEICMANS Nikolass	0.68	27.56	56.74			
			CILIPANS Kristaps	0.35	29.03	1:04.12			2:00.86
			ALEKSEJEVS Elijs	0.24	25.87	56.45			2:57.31
			BRENCS Kristians	0.24	24.41	51.16			
21	2	2	SRB - Serbia				3:48.58	7.85	
			MASLO Strahinja	0.62	28.61	59.90			
			RADENOVIC Matija	0.25	29.28	1:04.20			2:04.10
			JOVANOVIC Luka	0.08	24.24	53.73			2:57.83
			POPOVIC Petar	0.12	23.84	50.75			
22	3	5	SUI - Switzerland				3:49.49	8.76	
			GERMANN Gian	0.52	27.96	59.01			
			KERLAND Joris	0.36	30.01	1:05.30			2:04.31
			BASILE Enrico	0.01	25.21	54.40			2:58.71
			COTTING Cyril	0.20	23.96	50.78			
23	3	2	FIN - Finland				3:51.03	10.30	
			NIEMINEN Ilmari	0.67	28.48	58.60			
			RANTASUO Konsta	0.27	30.00	1:05.72			2:04.32
			ZAUTASVILI Aron	0.50	25.67	56.00			3:00.32
			NURMINEN Alex	0.22	23.84	50.71			
24	1	4	SWE - Sweden				3:53.52	12.79	
			MENGENBIER Ivar	0.68	28.34	59.25			
			STORELL Gustav	0.02	28.78	1:03.21			2:02.46
			WANNEM Emil	0.17	26.25	58.34			3:00.80
			ERIKSSON Jonatan	0.31	25.27	52.72			
25	3	7	ARM - Armenia				3:56.66	15.93	
			TONOYAN Gevorg	0.58	29.40	1:01.70			
			CHAKHOYAN Ashot	0.34	28.84	1:03.59			2:05.29
			GRIGORYAN Gor	0.20	26.54	58.75			3:04.04
			KOCHARYAN Levon	0.29	24.99	52.62			

Legend:							
CR	Championship Record	EJ	European Junior Record	Q	Qualified for next phase	R	Reserve
R.T.	Reaction Time	WJ	World Junior Record				

Medallists by Event

As of SUN 7 JUL 2024 at 20:03

After 42 of 42 Events

Event	Date	Medal	Name	NAT Code
Women's 50m Freestyle	4 JUL 2024	GOLD	CURTIS Sara	ITA
		SILVER	PAVALIC Jana	CRO
		BRONZE	CARTER Skye	GBR
Women's 100m Freestyle	6 JUL 2024	GOLD	CURTIS Sara	ITA
		SILVER	ABRAHAM Minna	HUN
		BRONZE	DAVISON Grace	IRL
Women's 200m Freestyle	3 JUL 2024	GOLD	ABRAHAM Minna	HUN
		SILVER	DIACONESCU Rebecca-Aimee	ROU
		BRONZE	MOLNAR Dora	HUN
Women's 400m Freestyle	7 JUL 2024	GOLD	ABRAHAM Minna	HUN
		SILVER	DOMINA Lucrezia	ITA
		BRONZE	DUMONT Sarah	BEL
Women's 800m Freestyle	6 JUL 2024	GOLD	BLOCKSIDGE Amelie	GBR
		SILVER	JACKL Vivien	HUN
		BRONZE	GIANNELLI Emma Vittoria	ITA
Women's 1500m Freestyle	3 JUL 2024	GOLD	BLOCKSIDGE Amelie	GBR
		SILVER	GIANNELLI Emma Vittoria	ITA
		BRONZE	JACKL Vivien	HUN
Women's 50m Backstroke	3 JUL 2024	GOLD	CURTIS Sara	ITA
		SILVER	DAMBORG Martine	DEN
		BRONZE	KINSMAN Blythe	GBR
Women's 100m Backstroke	7 JUL 2024	GOLD	SILISTEANU Daria-Mariuca	ROU
		SILVER	KOMOROCZY Lora	HUN
		BRONZE	TONRATH NOLLGEN Estella Llum	ESP
Women's 200m Backstroke	5 JUL 2024	GOLD	TONRATH NOLLGEN Estella Llum	ESP
		SILVER	PRISECARIU Aissia-Claudia	ROU
		BRONZE	MOLNAR Dora	HUN
Women's 50m Breaststroke	3 JUL 2024	GOLD	PLYTNYKAITE Smilte	LTU
		SILVER	CARTER Jasmine	GBR
		BRONZE	PINEDA LOPEZ Nayara	ESP
Women's 100m Breaststroke	7 JUL 2024	GOLD	JEFIMOVA Eneli	EST
		SILVER	PLYTNYKAITE Smilte	LTU
		BRONZE	TAYLOR Theodora	GBR
Women's 200m Breaststroke	5 JUL 2024	GOLD	LUDWIG Lena	GER
		SILVER	TAYLOR Theodora	GBR
		BRONZE	SCHNEIDER Hannah	GER
Women's 50m Butterfly	7 JUL 2024	GOLD	DAMBORG Martine	DEN
		GOLD	PAVALIC Jana	CRO
		BRONZE	BORSTLER Anna Maria	GER
Women's 100m Butterfly	4 JUL 2024	GOLD	DAMBORG Martine	DEN
		SILVER	SANTAMBROGIO Caterina	ITA
		BRONZE	WIDDOWS Hollie	GBR
Women's 200m Butterfly	6 JUL 2024	GOLD	DUMONT Sarah	BEL
		SILVER	CABANES GARZAS Laura	ESP
		BRONZE	BAIEVYCH Alina	GER
Women's 200m Individual Medley	7 JUL 2024	GOLD	CABANES GARZAS Laura	ESP
		SILVER	COOPER Phoebe	GBR
		BRONZE	PASCAREANU Giulia	ITA

Medallists by Event

As of SUN 7 JUL 2024 at 20:03

After 42 of 42 Events

Event	Date	Medal	Name	NAT Code
Women's 400m Individual Medley	2 JUL 2024	GOLD	JACKL Vivien	HUN
		SILVER	DUMONT Sarah	BEL
		BRONZE	CABANES GARZAS Laura	ESP
Women's 4x100m Freestyle	2 JUL 2024	GOLD	SAMA Chiara CURTIS Sara STEVANATO Cristiana SANTAMBROGIO Caterina GUSPERTI Alessandra QUAGGIO Veronica	ITA
		SILVER	BESSARD Maeline ROSSI-BENE Giulia PREDINE Alix CACHOT Albane LECHEVALIER Jeanne MONTIBERT Anais THIBULT Leonia	FRA
		BRONZE	ROTH Linda BOCSKA Julianna Dora MULLER Selina SEIDEL Lise LENZ Jette	GER
Women's 4x200m Freestyle	4 JUL 2024	GOLD	SZABO Lilla MOLNAR Dora JACKL Vivien ABRAHAM Minna ABONYI TOTH Glenda REKASI Eszter	HUN
		SILVER	SAMA Chiara NANNUCCI Bianca TERLIZZI Ludovica DOMINA Lucrezia PASCAREANU Giulia PIGNOTTI Elisa SANTAMBROGIO Caterina	ITA
		BRONZE	BOCSKA Julianna Dora ROTH Linda LENZ Jette SEIDEL Lise ACKERMANN Julia MULLER Selina SELIMOVIC Zara	GER

Medallists by Event

As of SUN 7 JUL 2024 at 20:03

After 42 of 42 Events

Event	Date	Medal	Name	NAT Code
Women's 4x100m Medley Relay	7 JUL 2024	GOLD	BOSCARO Benedetta MATI Irene SANTAMBROGIO Caterina CURTIS Sara LUCCHESI Lisa PORCARI Anna STEVANATO Cristiana	ITA
		SILVER	LECHEVALIER Jeanne ABEL-THIEBAUT Rosalie PREDINE Alix CACHOT Albane ALLART Lucine CARLOS-BROC Zoe ROSSI-BENE Giulia	FRA
		BRONZE	KROGH Emma Brogaard KRAGH Ida Skov DAMBORG Martine THASTRUP-HANSEN Anne	DEN
Men's 50m Freestyle	5 JUL 2024	GOLD	BALLARATI Lorenzo	ITA
		SILVER	HOEK LE GUENEDAL Luca	ESP
		BRONZE	JUSKA Tajus	LTU
Men's 100m Freestyle	7 JUL 2024	GOLD	JUSKA Tajus	LTU
		SILVER	NENADIC Vlaho	CRO
		BRONZE	D'AMBROSIO Carlos	ITA
Men's 200m Freestyle	3 JUL 2024	GOLD	TREPOCKA Kristupas	LTU
		SILVER	ISIK Ahmet Burak	TUR
		BRONZE	CASTELLA Nicholas	DEN
Men's 400m Freestyle	7 JUL 2024	GOLD	RAGAINI Alessandro	ITA
		SILVER	ISIK Ahmet Burak	TUR
		BRONZE	LIEBMANN Johannes	GER
Men's 800m Freestyle	6 JUL 2024	GOLD	TUNCELLI Kuzey	TUR
		SILVER	OZDEN Muhammed Yusuf	TUR
		BRONZE	LIEBMANN Johannes	GER
Men's 1500m Freestyle	4 JUL 2024	GOLD	TUNCELLI Kuzey	TUR
		SILVER	LIEBMANN Johannes	GER
		BRONZE	OZDEN Muhammed Yusuf	TUR
Men's 50m Backstroke	3 JUL 2024	GOLD	KAUSPEDAS Mantas	LTU
		SILVER	DEL SIGNORE Daniele	ITA
		BRONZE	KRISCHKE Jakob Jan	CZE
Men's 100m Backstroke	7 JUL 2024	GOLD	DEL SIGNORE Daniele	ITA
		SILVER	SHORTT John	IRL
		BRONZE	KRISCHKE Jakob Jan	CZE
Men's 200m Backstroke	5 JUL 2024	GOLD	SHORTT John	IRL
		SILVER	DEL SIGNORE Daniele	ITA
		BRONZE	CONSTANTINESCU Alexandru	ROU

Medallists by Event

As of SUN 7 JUL 2024 at 20:03

After 42 of 42 Events

Event	Date	Medal	Name	NAT Code
Men's 50m Breaststroke	3 JUL 2024	GOLD	ALLAVERDI Nusrat	TUR
		SILVER	BILTAEV Subajr	GER
		BRONZE	MANOLOV Maksim	BUL
Men's 100m Breaststroke	7 JUL 2024	GOLD	NTOUMAS Evangelos Efraim	GRE
		SILVER	CADEVALL MICOLAU Nil	ESP
		SILVER	MANOLOV Maksim	BUL
Men's 200m Breaststroke	5 JUL 2024	GOLD	YOGURTCUOGLU Doruk	TUR
		SILVER	NOWACKI Filip	GBR
		BRONZE	MANOLOV Maksim	BUL
Men's 50m Butterfly	7 JUL 2024	GOLD	DEL RIEGO TORRES Teo	ESP
		SILVER	MOMONI Daniele	ITA
		BRONZE	EDL Lukas	AUT
Men's 100m Butterfly	5 JUL 2024	GOLD	MOMONI Daniele	ITA
		SILVER	MIKNIC Maro	CRO
		BRONZE	DUMESNIL Ethan	FRA
Men's 200m Butterfly	3 JUL 2024	GOLD	MIHALACHE Vlad-Stefan	ROU
		SILVER	KOSTAL Samuel	SVK
		BRONZE	ANTAL David	HUN
Men's 200m Individual Medley	4 JUL 2024	GOLD	BADEA Robert-Andrei	ROU
		SILVER	CADEVALL MICOLAU Nil	ESP
		BRONZE	HAMMER Finn	GER
Men's 400m Individual Medley	5 JUL 2024	GOLD	BADEA Robert-Andrei	ROU
		SILVER	DE GREGORIO Domenico	ITA
		BRONZE	OKSUZ Onur Ege	TUR
Men's 4x100m Freestyle	2 JUL 2024	GOLD	VALENTE Gabriele D'AMBROSIO Carlos CHIAVERSOLI Mirko BALLARATI Lorenzo MOMONI Daniele	ITA
		SILVER	CHALENDAR Alexandre DUTRIAUX Neo GALLE-MICHON Evan DUMESNIL Ethan FADDA-SAUVAGEOT Romeo-Cesar	FRA
		BRONZE	SHEPHERD Gabriel FINCH Nicholas KRAWIEC Stefan MILLS Jacob	GBR

Medallists by Event

As of SUN 7 JUL 2024 at 20:03

After 42 of 42 Events

Event	Date	Medal	Name	NAT Code
Men's 4x200m Freestyle	6 JUL 2024	GOLD	RAGAINI Alessandro BERTONI Filippo VALENTE Gabriele D'AMBROSIO Carlos BARBOTTI Jacopo VALENTE Gabriele	ITA
		SILVER	FRITZKE Lukas TURCK Jonathan Samuel OLENBERG Daniel LIEBMANN Johannes REINKE Simon	GER
		BRONZE	ISIK Ahmet Burak TEMIZ Tolga ERTURK Tuncer Berk TUNCELLI Kuzey KURU Eren	TUR
Men's 4x100m Medley Relay	7 JUL 2024	GOLD	DEL SIGNORE Daniele FUSCHINI Lorenzo MOMONI Daniele D'AMBROSIO Carlos LAZZARI Davide PASSAFARO Davide VERGINE Alan	ITA
		SILVER	DEL RIEGO TORRES Teo CADEVALL MICOLAU Nil LOPEZ GUILLEN Javier HOEK LE GUENEDAL Luca	ESP
		BRONZE	FEARN Dean MORGAN Max FINCH Nicholas SHEPHERD Gabriel GRAY Henry KRAWIEC Stefan NOWACKI Filip	GBR

Medallists by Event

As of SUN 7 JUL 2024 at 20:03

After 42 of 42 Events

Event	Date	Medal	Name	NAT Code	
Mixed 4x100m Freestyle	3 JUL 2024	GOLD	D'AMBROSIO Carlos	M	ITA
			BALLARATI Lorenzo	M	
			STEVANATO Cristiana	F	
			CURTIS Sara	F	
			CHIAVERSOLI Mirko	M	
			GUSPERTI Alessandra	F	
		QUAGGIO Veronica	F		
		SILVER	RAJE Michael	M	GER
			KOCH Julian	M	
			SEIDEL Lise	F	
			BOCSKA Julianna Dora	F	
			LENZ Jette	F	
MULLER Selina	F				
BRONZE	SCHOTZ Noah	M	FRA		
	TURCK Jonathan Samuel	M			
	DUMESNIL Ethan	M			
	CHALENDAR Alexandre	M			
	CACHOT Albane	F			
	ROSSI-BENE Giulia	F			
Mixed 4x100m Medley Relay	5 JUL 2024	GOLD	DUTRIAUX Neo	M	GBR
			GALLE-MICHON Evan	M	
			THIBULT Leonia	F	
			KINSMAN Blythe	F	
			MORGAN Max	M	
			FINCH Nicholas	M	
		WIDDOWS Hollie	F		
		SILVER	COOPER Phoebe	F	ITA
			FEARN Dean	M	
			OKARO Izabella	F	
			DEL SIGNORE Daniele	M	
			MATI Irene	F	
			MOMONI Daniele	M	
		BRONZE	CURTIS Sara	F	LTU
			DONDOLI Andrea	M	
			LAZZARI Davide	M	
			SAMA Chiara	F	
			SANTAMBROGIO Caterina	F	
KAUSPEDAS Mantas	M				
PLYTNYKAITE Smilte	F	LTU			
TREPOCKA Kristupas	M				
STATKEVICIUS Sylvia	F				
JURKUNAITE Ieva	F				



Medallists by Event


As of SUN 7 JUL 2024 at 20:03

After 42 of 42 Events

Event	Date	Medal	Name	NAT Code
-------	------	-------	------	----------

Note:
The first four athletes for each NAT competed in the final.

Legend:
F Female M Male



Medal Standings

As of SUN 7 JUL 2024 at 20:07

After 42 of 42 Events

Rank	NAT	Men				Women				Mixed				Total				Rank by Total
		G	S	B	Tot.	G	S	B	Tot.	G	S	B	Tot.	G	S	B	Tot.	
1	ITA - Italy	7	4	1	12	5	4	2	11	1	1		2	13	9	3	25	1
2	HUN - Hungary			1	1	4	3	3	10					4	3	4	11	=4
3	TUR - Türkiye	4	3	3	10									4	3	3	10	6
4	ROU - Romania	3		1	4	1	2		3					4	2	1	7	=7
5	LTU - Lithuania	3		1	4	1	1		2			1	1	4	1	2	7	=7
6	ESP - Spain	1	4		5	2	1	3	6					3	5	3	11	=4
7	GBR - Great Britain		1	2	3	2	3	4	9	1			1	3	4	6	13	=2
8	DEN - Denmark			1	1	2	1	1	4					2	1	2	5	=9
9	GER - Germany		3	3	6	1		5	6		1		1	1	4	8	13	=2
10	CRO - Croatia		2		2	1	1		2					1	3		4	11
11	BEL - Belgium					1	1	1	3					1	1	1	3	=12
11	IRL - Ireland	1	1		2			1	1					1	1	1	3	=12
13	EST - Estonia					1			1					1			1	=16
13	GRE - Greece	1			1									1			1	=16
15	FRA - France		1	1	2		2		2			1	1		3	2	5	=9
16	BUL - Bulgaria		1	2	3									1	2	3	6	=12
17	SVK - Slovakia		1		1									1		1	2	=16
18	CZE - Czechia			2	2										2	2	4	15
19	AUT - Austria			1	1										1	1	2	=16
	Total:	20	21	19	60	21	19	20	60	2	2	2	6	43	42	41	126	

Note:
Rank by Total is calculated by the total number of gold, silver and bronze medals.

Legend:
= Equal sign indicates that two or more NATs share the same rank by total **B** Bronze **G** Gold **S** Silver
Tot. Total

Multi-Medallists at these Games

As of SUN 7 JUL 2024 at 20:04

Rank	Name	NAT Code	Event	Medals	
				Type	Total
1	CURTIS Sara	ITA	Women's 50m Freestyle	GOLD	7
			Women's 100m Freestyle	GOLD	
			Women's 50m Backstroke	GOLD	
			Women's 4x100m Freestyle	GOLD	
			Women's 4x100m Medley Relay	GOLD	
			Mixed 4x100m Freestyle	GOLD	
			Mixed 4x100m Medley Relay	SILVER	
2	D'AMBROSIO Carlos	ITA	Men's 4x100m Freestyle	GOLD	5
			Men's 4x200m Freestyle	GOLD	
			Men's 4x100m Medley Relay	GOLD	
			Mixed 4x100m Freestyle	GOLD	
			Men's 100m Freestyle	BRONZE	
3	MOMONI Daniele	ITA	Men's 100m Butterfly	GOLD	5
			Men's 4x100m Freestyle	GOLD	
			Men's 4x100m Medley Relay	GOLD	
			Men's 50m Butterfly	SILVER	
			Mixed 4x100m Medley Relay	SILVER	
4	ABRAHAM Minna	HUN	Women's 200m Freestyle	GOLD	4
			Women's 400m Freestyle	GOLD	
			Women's 4x200m Freestyle	GOLD	
			Women's 100m Freestyle	SILVER	
5	BALLARATI Lorenzo	ITA	Men's 50m Freestyle	GOLD	3
			Men's 4x100m Freestyle	GOLD	
			Mixed 4x100m Freestyle	GOLD	
5	STEVANATO Cristiana	ITA	Women's 4x100m Freestyle	GOLD	3
			Women's 4x100m Medley Relay	GOLD	
			Mixed 4x100m Freestyle	GOLD	
7	DEL SIGNORE Daniele	ITA	Men's 100m Backstroke	GOLD	5
			Men's 4x100m Medley Relay	GOLD	
			Men's 50m Backstroke	SILVER	
			Men's 200m Backstroke	SILVER	
			Mixed 4x100m Medley Relay	SILVER	
7	SANTAMBROGIO Caterina	ITA	Women's 4x100m Freestyle	GOLD	5
			Women's 4x100m Medley Relay	GOLD	
			Women's 100m Butterfly	SILVER	
			Women's 4x200m Freestyle	SILVER	
			Mixed 4x100m Medley Relay	SILVER	
9	DAMBORG Martine	DEN	Women's 50m Butterfly	GOLD	4
			Women's 100m Butterfly	GOLD	
			Women's 50m Backstroke	SILVER	
			Women's 4x100m Medley Relay	BRONZE	
9	JACKL Vivien	HUN	Women's 400m Individual Medley	GOLD	4
			Women's 4x200m Freestyle	GOLD	
			Women's 800m Freestyle	SILVER	
			Women's 1500m Freestyle	BRONZE	

Multi-Medallists at these Games

As of SUN 7 JUL 2024 at 20:04

Rank	Name	NAT Code	Event	Medals	
				Type	Total
11	TUNCELLI Kuzey	TUR	Men's 800m Freestyle	GOLD	3
			Men's 1500m Freestyle	GOLD	
			Men's 4x200m Freestyle	BRONZE	
12	BADEA Robert-Andrei	ROU	Men's 200m Individual Medley	GOLD	2
			Men's 400m Individual Medley	GOLD	
12	RAGAINI Alessandro	ITA	Men's 400m Freestyle	GOLD	2
			Men's 4x200m Freestyle	GOLD	
12	VALENTE Gabriele	ITA	Men's 4x100m Freestyle	GOLD	2
			Men's 4x200m Freestyle	GOLD	
12	CHIAVERSOLI Mirko	ITA	Men's 4x100m Freestyle	GOLD	2
			Mixed 4x100m Freestyle	GOLD	
12	GUSPERTI Alessandra	ITA	Women's 4x100m Freestyle	GOLD	2
			Mixed 4x100m Freestyle	GOLD	
12	QUAGGIO Veronica	ITA	Women's 4x100m Freestyle	GOLD	2
			Mixed 4x100m Freestyle	GOLD	
12	BLOCKSIDGE Amelie	GBR	Women's 800m Freestyle	GOLD	2
			Women's 1500m Freestyle	GOLD	
19	SAMA Chiara	ITA	Women's 4x100m Freestyle	GOLD	3
			Women's 4x200m Freestyle	SILVER	
			Mixed 4x100m Medley Relay	SILVER	
20	PLYTNYKAITE Smilte	LTU	Women's 50m Breaststroke	GOLD	3
			Women's 100m Breaststroke	SILVER	
			Mixed 4x100m Medley Relay	BRONZE	
20	DUMONT Sarah	BEL	Women's 200m Butterfly	GOLD	3
			Women's 400m Individual Medley	SILVER	
			Women's 400m Freestyle	BRONZE	
20	CABANES GARZAS Laura	ESP	Women's 200m Individual Medley	GOLD	3
			Women's 200m Butterfly	SILVER	
			Women's 400m Individual Medley	BRONZE	
23	SHORTT John	IRL	Men's 200m Backstroke	GOLD	2
			Men's 100m Backstroke	SILVER	
23	LAZZARI Davide	ITA	Men's 4x100m Medley Relay	GOLD	2
			Mixed 4x100m Medley Relay	SILVER	
23	DEL RIEGO TORRES Teo	ESP	Men's 50m Butterfly	GOLD	2
			Men's 4x100m Medley Relay	SILVER	
23	COOPER Phoebe	GBR	Mixed 4x100m Medley Relay	GOLD	2
			Women's 200m Individual Medley	SILVER	
23	MATI Irene	ITA	Women's 4x100m Medley Relay	GOLD	2
			Mixed 4x100m Medley Relay	SILVER	
23	PAVALIC Jana	CRO	Women's 50m Butterfly	GOLD	2
			Women's 50m Freestyle	SILVER	

Multi-Medallists at these Games

As of SUN 7 JUL 2024 at 20:04

Rank	Name	NAT Code	Event	Medals	
				Type	Total
29	FINCH Nicholas	GBR	Mixed 4x100m Medley Relay	GOLD	3
			Men's 4x100m Freestyle	BRONZE	
			Men's 4x100m Medley Relay	BRONZE	
29	MOLNAR Dora	HUN	Women's 4x200m Freestyle	GOLD	3
			Women's 200m Freestyle	BRONZE	
			Women's 200m Backstroke	BRONZE	
31	JUSKA Tájus	LTU	Men's 100m Freestyle	GOLD	2
			Men's 50m Freestyle	BRONZE	
31	TREPOCKA Kristupas	LTU	Men's 200m Freestyle	GOLD	2
			Mixed 4x100m Medley Relay	BRONZE	
31	FEARN Dean	GBR	Mixed 4x100m Medley Relay	GOLD	2
			Men's 4x100m Medley Relay	BRONZE	
31	MORGAN Max	GBR	Mixed 4x100m Medley Relay	GOLD	2
			Men's 4x100m Medley Relay	BRONZE	
31	KAUSPEDAS Mantas	LTU	Men's 50m Backstroke	GOLD	2
			Mixed 4x100m Medley Relay	BRONZE	
31	TONRATH NOLLGEN Estella Llum	ESP	Women's 200m Backstroke	GOLD	2
			Women's 100m Backstroke	BRONZE	
31	WIDDOWS Hollie	GBR	Mixed 4x100m Medley Relay	GOLD	2
			Women's 100m Butterfly	BRONZE	
31	KINSMAN Blythe	GBR	Mixed 4x100m Medley Relay	GOLD	2
			Women's 50m Backstroke	BRONZE	
39	CADEVALL MICOLAU Nil	ESP	Men's 100m Breaststroke	SILVER	3
			Men's 200m Individual Medley	SILVER	
			Men's 4x100m Medley Relay	SILVER	
40	LIEBMANN Johannes	GER	Men's 1500m Freestyle	SILVER	4
			Men's 4x200m Freestyle	SILVER	
			Men's 400m Freestyle	BRONZE	
			Men's 800m Freestyle	BRONZE	
41	ISIK Ahmet Burak	TUR	Men's 200m Freestyle	SILVER	3
			Men's 400m Freestyle	SILVER	
			Men's 4x200m Freestyle	BRONZE	
41	ROSSI-BENE Giulia	FRA	Women's 4x100m Freestyle	SILVER	3
			Women's 4x100m Medley Relay	SILVER	
			Mixed 4x100m Freestyle	BRONZE	
41	CACHOT Albane	FRA	Women's 4x100m Freestyle	SILVER	3
			Women's 4x100m Medley Relay	SILVER	
			Mixed 4x100m Freestyle	BRONZE	
44	HOEK LE GUENEDAL Luca	ESP	Men's 50m Freestyle	SILVER	2
			Men's 4x100m Medley Relay	SILVER	
44	TURCK Jonathan Samuel	GER	Men's 4x200m Freestyle	SILVER	2
			Mixed 4x100m Freestyle	SILVER	

Multi-Medallists at these Games

As of SUN 7 JUL 2024 at 20:04

Rank	Name	NAT Code	Event	Medals	
				Type	Total
44	DOMINA Lucrezia	ITA	Women's 400m Freestyle	SILVER	2
			Women's 4x200m Freestyle	SILVER	
44	PREDINE Alix	FRA	Women's 4x100m Freestyle	SILVER	2
			Women's 4x100m Medley Relay	SILVER	
44	LECHEVALIER Jeanne	FRA	Women's 4x100m Freestyle	SILVER	2
			Women's 4x100m Medley Relay	SILVER	
49	MANOLOV Maksim	BUL	Men's 100m Breaststroke	SILVER	3
			Men's 50m Breaststroke	BRONZE	
			Men's 200m Breaststroke	BRONZE	
49	DUMESNIL Ethan	FRA	Men's 4x100m Freestyle	SILVER	3
			Men's 100m Butterfly	BRONZE	
			Mixed 4x100m Freestyle	BRONZE	
49	BOCSKA Julianna Dora	GER	Mixed 4x100m Freestyle	SILVER	3
			Women's 4x100m Freestyle	BRONZE	
			Women's 4x200m Freestyle	BRONZE	
49	MULLER Selina	GER	Mixed 4x100m Freestyle	SILVER	3
			Women's 4x100m Freestyle	BRONZE	
			Women's 4x200m Freestyle	BRONZE	
49	SEIDEL Lise	GER	Mixed 4x100m Freestyle	SILVER	3
			Women's 4x100m Freestyle	BRONZE	
			Women's 4x200m Freestyle	BRONZE	
49	LENZ Jette	GER	Mixed 4x100m Freestyle	SILVER	3
			Women's 4x100m Freestyle	BRONZE	
			Women's 4x200m Freestyle	BRONZE	
55	OZDEN Muhammed Yusuf	TUR	Men's 800m Freestyle	SILVER	2
			Men's 1500m Freestyle	BRONZE	
55	NOWACKI Filip	GBR	Men's 200m Breaststroke	SILVER	2
			Men's 4x100m Medley Relay	BRONZE	
55	CHALENDAR Alexandre	FRA	Men's 4x100m Freestyle	SILVER	2
			Mixed 4x100m Freestyle	BRONZE	
55	DUTRIAU Neo	FRA	Men's 4x100m Freestyle	SILVER	2
			Mixed 4x100m Freestyle	BRONZE	
55	GALLE-MICHON Evan	FRA	Men's 4x100m Freestyle	SILVER	2
			Mixed 4x100m Freestyle	BRONZE	
55	TAYLOR Theodora	GBR	Women's 200m Breaststroke	SILVER	2
			Women's 100m Breaststroke	BRONZE	
55	PASCAREANU Giulia	ITA	Women's 4x200m Freestyle	SILVER	2
			Women's 200m Individual Medley	BRONZE	
55	THIBULT Leonia	FRA	Women's 4x100m Freestyle	SILVER	2
			Mixed 4x100m Freestyle	BRONZE	
55	GIANNELLI Emma Vittoria	ITA	Women's 1500m Freestyle	SILVER	2
			Women's 800m Freestyle	BRONZE	



Multi-Medallists at these Games

As of SUN 7 JUL 2024 at 20:04

Rank	Name	NAT Code	Event	Medals	
				Type	Total
64	KRISCHKE Jakub Jan	CZE	Men's 50m Backstroke	BRONZE	2
			Men's 100m Backstroke	BRONZE	
64	SHEPHERD Gabriel	GBR	Men's 4x100m Freestyle	BRONZE	2
			Men's 4x100m Medley Relay	BRONZE	
64	KRAWIEC Stefan	GBR	Men's 4x100m Freestyle	BRONZE	2
			Men's 4x100m Medley Relay	BRONZE	
64	ROTH Linda	GER	Women's 4x100m Freestyle	BRONZE	2
			Women's 4x200m Freestyle	BRONZE	