



Swimming

. 100 DELFIN ŽENSKÉ

Medals

















Reports

	Record	Splits	Name	NOC	Location	Date
WR	56.61	26.67	DE BRUIJN Inge	<u>NED</u>	Sydney (AUS)	Sep 17 2000
OR	56.61	26.67	DE BRUIJN Inge	<u>NED</u>	Sydney (AUS)	Sep 17 2000

Event No: 2

Rank	Heat	Lane	Name	Date of Birth	NOC	R.T.	50m	Time	Time Behind	
1	6	4	<u>SCHIPPER Jessicah</u>	Nov 19 1986	Australia	0.69	27.02	57.58 30.56		
2	5	4	<u>MAGNUSON Christine</u>	Oct 17 1985	United States	0.70	26.83	57.70 30.87	0.12	
2	6	3	<u>ZHOU Yafei</u>	Jan 17 1984	China	0.84	26.77	57.70 30.93	0.12	AS
4	4	5	<u>TAO Li</u>	Jan 10 1990	Singapore	0.75	27.39	57.77 30.38	0.19	
5	5	8	<u>SILVA Gabriella</u>	Dec 13 1988	Brazil	0.75	27.11	58.00 30.89	0.42	
6	5	5	<u>BREEDEN Elaine</u>	Nov 18 1988	United States	0.65	27.48	58.06 30.58	0.48	
7	4	1	<u>BIANCHI Ilaria</u>	Jan 06 1990	Italy	0.72	27.29	58.12 30.83	0.54	
8	5	1	<u>RETIEF Lize-Mari</u>	Nov 30 1986	South Africa	0.70	26.61	58.20 31.59	0.62	AF

9	6	5	<u>DEKKER Inge</u>	Aug 18 1985	 Netherlands	0.82	27.22	58.22 31.00	0.64
10	7	7	<u>MONGEL Aurore</u>	Apr 19 1982	 France	0.79	27.61	58.30 30.69	0.72
11	5	6	<u>SUTYAGINA Natalia</u>	Jan 17 1980	 Russian Fed.	0.85	27.46	58.32 30.86	0.74
12	7	4	<u>TRICKETT Lisbeth</u>	Jan 28 1985	 Australia	0.74	27.21	58.37 31.16	0.79
13	6	2	<u>DARA Eszter</u>	May 30 1990	 Hungary	0.86	27.15	58.39 31.24	0.81
14	7	2	<u>POPCHANKA Alena</u>	Jul 28 1979	 France	0.70	27.45	58.40 30.95	0.82
15	5	3	<u>OTTESEN Jeanette</u>	Dec 30 1987	 Denmark	0.80	27.35	58.44 31.09	0.86
16	7	5	<u>LOWE Jemma</u>	Mar 31 1990	 Great Britain	0.68	27.57	58.49 30.92	0.91
17	4	6	<u>JEDRZEJCZAK Otylia</u>	Dec 13 1983	 Poland	0.77	27.37	58.53 31.16	0.95
18	4	2	<u>LOOTS Mandy</u>	Aug 03 1978	 South Africa	0.68	27.38	58.61 31.23	1.03
18	5	2	<u>NAKANISHI Yuko</u>	Apr 24 1981	 Japan	0.72	27.56	58.61 31.05	1.03
20	4	4	<u>ISAKOVIC Sara</u>	Jun 09 1988	 Slovenia	0.75	27.40	58.68 31.28	1.10
21	7	3	<u>HALSALL Francesca</u>	Apr 12 1990	 Great Britain	0.74	27.25	58.70 31.45	1.12
22	6	6	<u>BESPALOVA Irina</u>	May 31 1981	 Russian Fed.	0.80	27.38	58.92 31.54	1.34
23	6	7	<u>KATO Yuka</u>	Oct 30 1986	 Japan	0.76	27.27	58.94 31.67	1.36
24	4	3	<u>ZUBKOVA Kateryna</u>	Jul 14 1988	 Ukraine	0.72	27.32	58.99 31.67	1.41

25	6	1	<u>MORAVCOVA Martina</u>	Jan 16 1976	 Slovakia	0.79	27.32	59.03 31.71	1.45
26	3	4	<u>KOSCHISCHEK Birgit</u>	May 22 1987	 Austria	0.79	27.79	59.07 31.28	1.49
27	7	6	<u>SJOSTROM Sarah</u>	Aug 17 1993	 Sweden	0.77	27.16	59.08 31.92	1.50
28	4	8	<u>LACROIX Audrey</u>	Nov 17 1983	 Canada	0.73	27.84	59.10 31.26	1.52
28	6	8	<u>JENSEN Micha Kathrine Oestergaar</u>	Jan 31 1987	 Denmark	0.74	27.98	59.10 31.12	1.52
30	3	1	<u>WILSON Hannah Jane Arnett</u>	Mar 10 1989	 Hong Kong,China	0.70	27.70	59.35 31.65	1.77
30	5	7	<u>GROOT Chantal</u>	Oct 19 1982	 Netherlands	0.78	27.37	59.35 31.98	1.77
32	2	4	<u>ALJAND Triin</u>	Jul 08 1985	 Estonia	0.73	27.39	59.43 32.04	1.85
32	7	8	<u>XU Yanwei</u>	Jun 14 1984	 China	0.75	27.66	59.43 31.77	1.85
34	4	7	<u>PAULA Daynara</u>	Jul 25 1989	 Brazil	0.81	27.39	59.45 32.06	1.87
35	3	6	<u>OLIVEIRA Sara</u>	Dec 07 1985	 Portugal	0.78	27.80	59.48 31.68	1.90
36	3	5	<u>GOSTOMELSKY Anna</u>	Jun 09 1981	 Israel	0.74	27.74	59.50 31.76	1.92
37	3	2	<u>SNILDAL Ingvild</u>	Aug 25 1988	 Norway	0.87	28.08	59.86 31.78	2.28
38	3	7	<u>COLORADO Carolina</u>	Sep 07 1987	 Colombia	0.73	28.35	1:00.06 31.71	2.48
39	7	1	<u>SAMULSKI Daniela</u>	May 31 1984	 Germany	0.77	27.41	1:00.37 32.96	2.79
40	2	5	<u>CHOI Hyera</u>	May 20 1991	 Korea	0.81	29.06	1:00.65 31.59	3.07

41	3	3	<u>KAVARNOU Eirini</u>	Jul 05 1980	 Greece	0.76	28.10	1:00.74	3.16	
								32.64		
42	3	8	<u>BRAND Heather</u>	Nov 17 1982	 Zimbabwe	0.72	28.50	1:01.39	3.81	
								32.89		
43	2	6	<u>YANG Chin-Kuei</u>	Sep 30 1987	 Chinese Taipei	0.78	28.78	1:01.60	4.02	
								32.82		
44	2	3	<u>ROSENBERGER Iris</u>	Oct 16 1985	 Turkey	0.82	28.05	1:01.67	4.09	
								33.62		
45	2	2	<u>HADJILOIZOU Natallia</u>	Mar 23 1979	 Cyprus	0.84	28.53	1:01.80	4.22	
								33.27		
46	2	7	<u>PIKKARAINEN Emilia</u>	Oct 11 1992	 Finland	0.67	29.14	1:02.31	4.73	
								33.17		
47	1	5	<u>DIOP Binta Zahra</u>	Jun 30 1990	 Senegal	0.71	29.73	1:04.26	6.68	
								34.53		
48	1	4	<u>SCANAVINO Antonella</u>	Oct 30 1992	 Uruguay	0.80	30.24	1:04.28	6.70	
								34.04		
49	1	3	<u>MUCCIOLI Simona</u>	Mar 15 1984	 San Marino	0.79	30.45	1:04.91	7.33	
								34.46		









400m MEŠANO ŽENSKE






[. News](#)
[. Photos](#)
[. Videos](#)
[Medals](#)
[Reports](#)







	Record	Splits			Name	NOC	Location	Date
WR	4:31.12	1:03.69	2:13.33	3:28.65	HOFF Katie	USA	Omaha, NE (USA)	Jun 29 2008
OR	4:33.59	1:01.62	2:11.30	3:30.63	KLOCHKOVA Yana	UKR	Sydney (AUS)	Sep 16 2000


Event No: 4




Rank	Heat	Lane	Name	Date of Birth	NOC	R.T.	Time	Time Behind
1	3	4	<u>BEISEL Elizabeth</u>	Aug 18 1992	United States	0.70	4:34.55	
			50m 30.22	100m 1:03.89	150m 1:38.51	200m 2:12.04	250m 2:51.66	300m 3:31.41
				33.67	34.62	33.53	39.62	39.75
			350m 4:03.27					31.28
			31.86					
2	5	4	<u>HOFF Katie</u>	Jun 03 1989	United States	0.77	4:34.63	0.08
			50m 29.93	100m 1:03.39	150m 1:39.66	200m 2:14.61	250m 2:53.01	300m 3:31.28
				33.46	36.27	34.95	38.40	38.27
			350m 4:03.33					31.30
			32.05					
3	3	5	<u>FILIPPI Alessia</u>	Jun 23 1987	Italy	0.84	4:35.11	0.56
			50m 30.47	100m 1:04.36	150m 1:38.71	200m 2:11.97	250m 2:51.78	300m 3:31.79
				33.89	34.35	33.26	39.81	40.01
			350m 4:04.16					30.95
			32.37					






3	4	4	<u>RICE Stephanie</u>	Jun 17 1988	 Australia	0.92	4:35.11	0.56						
	50m	29.14	100m	1:02.23	150m	1:37.55	200m	2:11.90	250m	2:51.05	300m	3:30.51		
				33.09		35.32		34.35		39.15		39.46		
	350m	4:03.04											32.07	
		32.53												
5	3	3	<u>MARTYNOVA Yana</u>	Feb 03 1988	 Russian Fed.	1.00	4:36.25	1.70						
	50m	29.82	100m	1:03.32	150m	1:39.26	200m	2:13.68	250m	2:52.42	300m	3:32.18		
				33.50		35.94		34.42		38.74		39.76		
	350m	4:04.95											31.30	
		32.77												
6	4	3	<u>LI Xuanxu</u>	Feb 05 1994	 China	0.81	4:36.35	1.80						
	50m	29.95	100m	1:03.39	150m	1:39.11	200m	2:13.83	250m	2:53.81	300m	3:34.54		
				33.44		35.72		34.72		39.98		40.73		
	350m	4:06.40											29.95	
		31.86												
7	4	5	<u>COVENTRY Kirsty</u>	Sep 19 1983	 Zimbabwe	0.76	4:36.43	1.88						
	50m	29.88	100m	1:03.67	150m	1:37.68	200m	2:11.40	250m	2:52.21	300m	3:32.47		
				33.79		34.01		33.72		40.81		40.26		
	350m	4:04.96											31.47	
		32.49												
8	5	5	<u>MILEY Hannah</u>	Aug 08 1989	 Great Britain	0.75	4:36.56	2.01						
	50m	30.32	100m	1:04.01	150m	1:39.14	200m	2:13.72	250m	2:52.58	300m	3:32.54		
				33.69		35.13		34.58		38.86		39.96		
	350m	4:05.03											31.53	
		32.49												
9	4	7	<u>BARANOWSKA Katarzyna</u>	Sep 13 1987	 Poland	0.79	4:36.95	2.40						
	50m	29.87	100m	1:03.93	150m	1:39.91	200m	2:15.97	250m	2:54.61	300m	3:34.12		
				34.06		35.98		36.06		38.64		39.51		
	350m	4:06.10											30.85	
		31.98												

10	4	1	<u>MEAKLIM Katheryn</u>	Jul 20 1989	 South Africa	0.82	4:37.11	2.56	
	50m	29.47	100m 1:02.90	150m 1:39.49	200m 2:14.88	250m 2:53.67	300m 3:33.16		
			33.43	36.59	35.39	38.79	39.49		
	350m	4:05.51						31.60	
		32.35							
11	3	7	<u>FUJINO Maiko</u>	May 25 1983	 Japan	0.78	4:37.35	2.80	
	50m	30.44	100m 1:03.91	150m 1:39.92	200m 2:14.80	250m 2:54.38	300m 3:34.49		
			33.47	36.01	34.88	39.58	40.11		
	350m	4:06.26						31.09	
		31.77							
12	5	3	<u>HOSZU Katinka</u>	May 03 1989	 Hungary	1.02	4:37.55	3.00	
	50m	30.10	100m 1:03.72	150m 1:39.76	200m 2:14.77	250m 2:54.38	300m 3:34.81		
			33.62	36.04	35.01	39.61	40.43		
	350m	4:07.06						30.49	
		32.25							
13	5	2	<u>JAKABOS Zsuzsanna</u>	Apr 03 1989	 Hungary	0.88	4:37.86	3.31	
	50m	29.82	100m 1:03.43	150m 1:38.07	200m 2:12.55	250m 2:53.06	300m 3:34.93		
			33.61	34.64	34.48	40.51	41.87		
	350m	4:07.32						30.54	
		32.39							
14	5	7	<u>BELMONTE Mireia</u>	Nov 10 1990	 Spain	0.86	4:37.91	3.36	
	50m	29.92	100m 1:03.30	150m 1:39.50	200m 2:14.37	250m 2:53.73	300m 3:33.88		
			33.38	36.20	34.87	39.36	40.15		
	350m	4:06.47						31.44	
		32.59							
15	3	6	<u>PAYNE Keri-Anne</u>	Dec 09 1987	 Great Britain	0.69	4:38.69	4.14	
	50m	30.19	100m 1:04.16	150m 1:38.66	200m 2:12.45	250m 2:52.79	300m 3:34.00		
			33.97	34.50	33.79	40.34	41.21		
	350m	4:06.63						32.06	
		32.63							

16	5	8	<u>KLINAR Anja</u>	Apr 03 1988	 Slovenia	0.88	4:38.90	4.35	
	50m	30.49	100m 1:03.99	150m 1:40.88	200m 2:17.62	250m 2:56.40	300m 3:36.22		
			33.50	36.89	36.74	38.78	39.82		
	350m	4:08.31						30.59	
		32.09							
17	2	3	<u>MARANHAO Joanna</u>	Apr 29 1987	 Brazil	0.73	4:40.18	5.63	
	50m	30.01	100m 1:03.12	150m 1:38.91	200m 2:13.94	250m 2:55.37	300m 3:36.73		
			33.11	35.79	35.03	41.43	41.36		
	350m	4:08.90						31.28	
		32.17							
18	2	7	<u>NORDENSTAM Sara</u>	Feb 28 1983	 Norway	0.84	4:40.28	5.73	
	50m	30.07	100m 1:04.37	150m 1:42.51	200m 2:18.73	250m 2:55.97	300m 3:33.94		
			34.30	38.14	36.22	37.24	37.97		
	350m	4:08.14						32.14	
		34.20							
19	4	6	<u>MUFFAT Camille</u>	Oct 28 1989	 France	0.85	4:40.29	5.74	
	50m	29.69	100m 1:02.95	150m 1:39.46	200m 2:15.41	250m 2:55.10	300m 3:35.49		
			33.26	36.51	35.95	39.69	40.39		
	350m	4:08.24						32.05	
		32.75							
20	3	8	<u>HUNKS Tanya</u>	Aug 24 1980	 Canada	0.81	4:40.63	6.08	
	50m	30.63	100m 1:03.99	150m 1:40.24	200m 2:15.04	250m 2:55.20	300m 3:36.35		
			33.36	36.25	34.80	40.16	41.15		
	350m	4:09.15						31.48	
		32.80							
21	5	1	<u>PENGELLY Jessica</u>	Jul 01 1991	 South Africa	0.70	4:41.04	6.49	
	50m	29.20	100m 1:04.06	150m 1:39.39	200m 2:13.78	250m 2:53.53	300m 3:33.91		
			34.86	35.33	34.39	39.75	40.38		
	350m	4:08.09						32.95	
		34.18							

22	3	1	<u>HAMILL Samantha</u>	Feb 23 1991	 Australia	0.75	4:41.89	7.34					
	50m	29.65	100m	1:02.79	150m	1:38.30	200m	2:13.44	250m	2:53.92	300m	3:35.77	
				33.14		35.51		35.14		40.48		41.85	
	350m	4:09.10											32.79
		33.33											
23	5	6	<u>ANDRACA Joanne</u>	Jul 10 1988	 France	0.83	4:43.88	9.33					
	50m	29.85	100m	1:03.74	150m	1:40.05	200m	2:15.39	250m	2:56.65	300m	3:38.02	
				33.89		36.31		35.34		41.26		41.37	
	350m	4:11.67											32.21
		33.65											
24	3	2	<u>NORFOLK Helen</u>	Aug 27 1981	 New Zealand	0.85	4:44.22	9.67					
	50m	29.86	100m	1:03.28	150m	1:39.34	200m	2:14.47	250m	2:55.60	300m	3:37.95	
				33.42		36.06		35.13		41.13		42.35	
	350m	4:10.79											33.43
		32.84											
25	2	5	<u>LIU Jing</u>	Mar 08 1990	 China	0.80	4:44.96	10.41					
	50m	29.76	100m	1:03.80	150m	1:40.00	200m	2:14.98	250m	2:56.71	300m	3:38.74	
				34.04		36.20		34.98		41.73		42.03	
	350m	4:12.27											32.69
		33.53											
26	2	1	<u>STEINEGGER Joerdis</u>	Feb 08 1983	 Austria	0.89	4:45.15	10.60					
	50m	29.73	100m	1:03.83	150m	1:39.80	200m	2:15.13	250m	2:57.48	300m	3:40.07	
				34.10		35.97		35.33		42.35		42.59	
	350m	4:13.07											32.08
		33.00											
27	4	2	<u>HARUGUCHI Saori</u>	Jan 20 1987	 Japan	0.77	4:45.22	10.67					
	50m	29.22	100m	1:01.79	150m	1:37.34	200m	2:12.45	250m	2:54.83	300m	3:38.63	
				32.57		35.55		35.11		42.38		43.80	
	350m	4:11.99											33.23
		33.36											

28	1	3	<u>NAM Yoosun</u>	Jul 23 1985	 Korea	0.88	4:46.74	12.19	
			50m 30.82	100m 1:05.27	150m 1:42.53	200m 2:19.24	250m 2:59.20	300m 3:39.76	
				34.45	37.26	36.71	39.96	40.56	
			350m 4:13.68						33.06
			33.92						
29	4	8	<u>KOMARNYCKY Alexa</u>	Oct 05 1989	 Canada	0.80	4:46.98	12.43	
			50m 30.74	100m 1:04.95	150m 1:42.64	200m 2:18.71	250m 2:59.66	300m 3:41.60	
				34.21	37.69	36.07	40.95	41.94	
			350m 4:14.96						32.02
			33.36						
30	2	8	<u>ESCOBAR Susana</u>	Dec 13 1987	 Mexico	0.77	4:47.32	12.77	
			50m 30.80	100m 1:04.66	150m 1:42.03	200m 2:18.36	250m 3:00.69	300m 3:42.80	
				33.86	37.37	36.33	42.33	42.11	
			350m 4:15.54						31.78
			32.74						
31	2	6	<u>KARPEEVA Svetlana</u>	Oct 16 1985	 Russian Fed.	0.73	4:50.22	15.67	
			50m 29.46	100m 1:03.92	150m 1:41.29	200m 2:18.32	250m 2:58.38	300m 3:39.92	
				34.46	37.37	37.03	40.06	41.54	
			350m 4:15.43						34.79
			35.51						
32	1	6	<u>QUAH Ting Wen</u>	Aug 18 1992	 Singapore	0.62	4:51.25	16.70	
			50m 29.41	100m 1:03.73	150m 1:40.79	200m 2:16.82	250m 3:02.51	300m 3:47.22	
				34.32	37.06	36.03	45.69	44.71	
			350m 4:19.72						31.53
			32.50						
33	2	2	<u>SCHILLER Katharina</u>	Jun 22 1984	 Germany	0.83	4:51.52	16.97	
			50m 29.81	100m 1:03.46	150m 1:40.52	200m 2:17.84	250m 3:00.47	300m 3:43.04	
				33.65	37.06	37.32	42.63	42.57	
			350m 4:16.90						34.62
			33.86						

34	1	4	<u>LEW Yih Wey</u>	Jun 27 1991	 Malaysia	0.90	4:55.83	21.28	
			50m 30.80	100m 1:05.90	150m 1:44.03	200m 2:20.52	250m 3:02.74	300m 3:46.07	
				35.10	38.13	36.49	42.22	43.33	
			350m 4:21.88						
			35.81					33.95	
35	1	5	<u>POLD Anna-Liisa</u>	Aug 24 1990	 Estonia	0.75	4:58.21	23.66	
			50m 29.98	100m 1:04.86	150m 1:43.35	200m 2:20.28	250m 3:04.12	300m 3:48.64	
				34.88	38.49	36.93	43.84	44.52	
			350m 4:24.12						
			35.48					34.09	
36	2	4	<u>BARDACH Georgina</u>	Aug 18 1983	 Argentina	0.83	5:00.87	26.32	
			50m 30.87	100m 1:06.17	150m 1:44.97	200m 2:22.97	250m 3:06.06	300m 3:50.07	
				35.30	38.80	38.00	43.09	44.01	
			350m 4:25.99						
			35.92					34.88	
37	1	7	<u>THAVESUPSOONTHORN Nimitta</u>	Oct 17 1989	 Thailand	0.77	5:02.18	27.63	
			50m 32.01	100m 1:07.63	150m 1:46.99	200m 2:24.99	250m 3:08.97	300m 3:53.22	
				35.62	39.36	38.00	43.98	44.25	
			350m 4:28.15						
			34.93					34.03	
	1	2	<u>MATHLOUTHI Maroua</u>	Aug 22 1988	 Tunisia		DNS		



100m PRSNO MOŠKI

[. News](#)
[. Photos](#)
[. Videos](#)
[Medals](#)
[Reports](#)

	Record	Splits	Name	NOC	Location	Date
WR	59.13	27.66	HANSEN Brendan	USA	Irvine, CA (USA)	Aug 1 2006
OR	1:00.01	28.27	HANSEN Brendan	USA	Athens (GRE)	Aug 14 2004

Event No: 5

Rank	Heat	Lane	Name	Date of Birth	NOC	R.T.	50m	Time	Time Behind	
1	7	4	<u>OEN Alexander Dale</u>	May 21 1985	Norway	0.70	27.95	59.41 31.46		OR
2	8	4	<u>KITAJIMA Kosuke</u>	Sep 22 1982	Japan	0.69	28.34	59.52 31.18	0.11	
3	9	5	<u>DUBOSCO Hugues</u>	Aug 29 1981	France	0.72	28.51	59.67 31.16	0.26	
4	7	5	<u>RICKARD Brenton</u>	Oct 19 1983	Australia	0.84	28.19	59.89 31.70	0.48	OC
5	7	7	<u>van der BURGH Cameron</u>	May 25 1988	South Africa	0.65	28.12	59.96 31.84	0.55	AF
6	9	7	<u>TITENIS Giedrius</u>	Jul 21 1989	Lithuania	0.81	28.09	1:00.11 32.02	0.70	
7	9	3	<u>SLUDNOV Roman</u>	Feb 24 1980	Russian Fed.	0.85	28.23	1:00.20 31.97	0.79	
8	8	2	<u>BORYSIK Igor</u>	Jun 02 1984	Ukraine	0.85	28.12	1:00.31 32.19	0.90	

9	6	3	<u>DUGONJIC Damir</u>	Feb 21 1988	 Slovenia	0.88	28.41	1:00.35 31.94	0.94
10	7	3	<u>SPRENGER Christian</u>	Dec 19 1985	 Australia	0.76	28.33	1:00.36 32.03	0.95
10	9	4	<u>HANSEN Brendan</u>	Aug 15 1981	 United States	0.70	28.50	1:00.36 31.86	0.95
12	7	6	<u>LI SOGOR Oleg</u>	Jan 17 1979	 Ukraine	0.81	28.35	1:00.65 32.30	1.24
13	9	2	<u>SUENAGA Yuta</u>	Apr 07 1985	 Japan	0.72	28.92	1:00.67 31.75	1.26
14	8	7	<u>ALEXANDROV Mihail</u>	Apr 09 1985	 Bulgaria	0.73	28.53	1:00.69 32.16	1.28
15	8	5	<u>COOK Christopher</u>	May 05 1979	 Great Britain	0.75	28.75	1:00.70 31.95	1.29
16	8	3	<u>GANGLOFF Mark</u>	Jun 08 1982	 United States	0.80	28.26	1:00.71 32.45	1.30
17	6	5	<u>POLYAKOV Vladislav</u>	Nov 30 1983	 Kazakhstan	0.73	28.62	1:00.80 32.18	1.39
18	4	4	<u>MATE Istvan Hunor</u>	Mar 13 1983	 Austria	0.72	29.23	1:00.93 31.70	1.52
19	8	8	<u>BODOR Richard</u>	Mar 10 1979	 Hungary	0.77	28.85	1:00.97 32.12	1.56
20	5	5	<u>BROWN Mike Andrew</u>	May 05 1984	 Canada	0.76	29.00	1:00.98 31.98	1.57
20	8	6	<u>SNYDERS Glenn</u>	Apr 07 1987	 New Zealand	0.79	28.48	1:00.98 32.50	1.57
22	7	1	<u>SILVA Felipe</u>	May 14 1987	 Brazil	0.74	28.52	1:01.04 32.52	1.63
23	7	2	<u>BARBOSA Henrique</u>	Jul 05 1984	 Brazil	0.76	28.86	1:01.11 32.25	1.70
24	6	7	<u>MARKIC Matjaz</u>	Jan 12 1983	 Slovenia	0.77	28.57	1:01.31 32.74	1.90

24	7	8	<u>GYURTA Daniel</u>	May 04 1989	 Hungary	0.79	29.24	1:01.31 32.07	1.90
26	9	8	<u>van VALKENGOED Thijs</u>	Jul 06 1983	 Netherlands	0.83	29.04	1:01.32 32.28	1.91
27	9	1	<u>GILCHRIST Kristopher</u>	Dec 03 1983	 Great Britain	0.85	29.07	1:01.34 32.27	1.93
28	6	1	<u>BOIS Mathieu</u>	Jul 06 1988	 Canada	0.71	29.14	1:01.45 32.31	2.04
29	6	6	<u>JEDLICKA Jiri</u>	Feb 05 1987	 Czech Republic	0.72	29.08	1:01.56 32.48	2.15
30	5	2	<u>BREE Andrew</u>	Mar 16 1981	 Ireland	0.78	29.08	1:01.76 32.68	2.35
31	5	3	<u>ANDERSSON Jonas</u>	Feb 06 1984	 Sweden	0.67	29.11	1:01.77 32.66	2.36
31	5	1	<u>PREDA Valentin</u>	May 24 1985	 Romania	0.78	28.58	1:01.77 33.19	2.36
33	3	1	<u>VELEZ Daniel</u>	Dec 09 1983	 Puerto Rico	0.77	28.99	1:01.80 32.81	2.39
34	8	1	<u>KOMORNI KOV Dmitry</u>	Jul 28 1981	 Russian Fed.	0.77	29.27	1:01.82 32.55	2.41
35	5	4	<u>RYZHKOV Yevgeniy</u>	May 15 1985	 Kazakhstan	0.72	29.25	1:01.83 32.58	2.42
35	6	4	<u>IRADIER Borja</u>	Mar 23 1980	 Spain	0.80	29.31	1:01.83 32.52	2.42
37	6	2	<u>ALVAREZ Melquiades</u>	Aug 10 1988	 Spain	0.78	29.28	1:01.89 32.61	2.48
38	3	2	<u>SEJWAL Sandeep</u>	Jan 23 1989	 India	0.86	29.08	1:02.19 33.11	2.78
39	4	5	<u>ATASOY Demir</u>	May 26 1987	 Turkey	0.67	29.02	1:02.25 33.23	2.84
40	4	2	<u>SILADJI Caba</u>	Aug 23 1990	 Serbia	0.78	29.56	1:02.31 32.75	2.90

41	3	3	<u>PRONO Genaro</u>	Apr 29 1989	 Paraguay	0.80	29.04	1:02.32	2.91	33.28
42	4	7	<u>BEERI Tom</u>	May 17 1986	 Israel	0.83	29.86	1:02.42	3.01	32.56
42	5	6	<u>ROGULJ Vanja</u>	Feb 13 1982	 Croatia	0.71	29.06	1:02.42	3.01	33.36
44	5	7	<u>DAID Sofiane</u>	Nov 06 1982	 Algeria	0.76	29.69	1:02.45	3.04	32.76
45	4	6	<u>ALJAND Martti</u>	Nov 22 1987	 Estonia	0.67	29.42	1:02.46	3.05	33.04
46	4	8	<u>XUE Ruipeng</u>	Mar 20 1988	 China	0.76	29.69	1:02.48	3.07	32.79
47	4	3	<u>SVEINSSON Jakob Johann</u>	Nov 24 1982	 Iceland	0.86	29.22	1:02.50	3.09	33.28
48	3	6	<u>FALL Malick</u>	Dec 11 1985	 Senegal	0.78	29.01	1:02.51	3.10	33.50
49	5	8	<u>VABISHCHEVICH Viktor</u>	Mar 22 1989	 Belarus	0.70	29.89	1:03.29	3.88	33.40
50	9	6	<u>ALYFANTIS Romanos Iasonas</u>	Mar 21 1986	 Greece	0.77	29.70	1:03.39	3.98	33.69
51	3	5	<u>de PRINS Alwin</u>	Oct 29 1978	 Luxembourg	0.78	30.09	1:03.64	4.23	33.55
52	3	4	<u>FERREYRA Sergio Andres</u>	May 21 1977	 Argentina	0.68	29.81	1:03.65	4.24	33.84
53	2	3	<u>CRESPO ECHEVERRIA Edgar Roberto</u>	May 11 1989	 Panama	0.73	29.33	1:03.72	4.31	34.39
54	2	4	<u>POSTICA Sergiu</u>	May 17 1985	 Rep. of Moldova	0.83	29.96	1:03.83	4.42	33.87
55	3	8	<u>CROSS Andrei</u>	Jun 02 1984	 Barbados	0.76	29.38	1:04.57	5.16	35.19
56	3	7	<u>DEMYANENKO Ivan</u>	Apr 23 1989	 Uzbekistan	0.71	29.55	1:05.14	5.73	35.59

57	2	6	<u>KOUBROUSLI Wael</u>	Jun 12 1988	 Lebanon	0.76	31.24	1:06.22	6.81	
								34.98		
58	2	5	<u>NGUYEN Huu Viet</u>	Oct 01 1988	 Vietnam	0.80	31.48	1:06.36	6.95	
								34.88		
59	2	2	<u>RAJOHNSON Erik</u>	Feb 04 1985	 Madagascar	0.82	31.66	1:08.42	9.01	
								36.76		
60	2	7	<u>BOLDBAATAR Butekhuils</u>	Feb 10 1990	 Mongolia	0.76	32.32	1:10.80	11.39	
								38.48		
61	1	4	<u>ALARAG Osama Mohammed YE</u>	Nov 15 1991	 Qatar	0.88	32.62	1:10.83	11.42	
								38.21		
62	1	5	<u>AL-HABSI Mohammed</u>	Aug 21 1991	 Oman	0.86	33.92	1:12.28	12.87	
								38.36		
63	1	3	<u>OKOTAI Petero</u>	Aug 03 1981	 Cook Islands	0.77	37.33	1:20.20	20.79	
								42.87		
	4	1	<u>ALIREZAEI Mohammad</u>	Jul 27 1985	 Iran			DNS		
	6	8	<u>TERRIN Alessandro</u>	Jul 11 1985	 Italy			DSQ		



100m PRSNO MOŠKI POLFINALE

[. News](#)
[. Photos](#)
[. Videos](#)
[Medals](#)
[Reports](#)

	Record	Splits	Name	NOC	Location	Date
WR	59.13	27.66	HANSEN Brendan	USA	Irvine, CA (USA)	Aug 1 2006
OR	59.41	27.95	OEN Alexander Dale	NOR	Beijing (CHN)	Aug 9 2008

Event No: 5

Rank	Heat	Lane	Name	Date of Birth	NOC	R.T.	50m	Time	Time Behind	
1	2	4	<u>OEN Alexander Dale</u>	May 21 1985	Norway	0.72	28.03	59.16 31.13		OR
2	1	4	<u>KITAJIMA Kosuke</u>	Sep 22 1982	Japan	0.67	27.84	59.55 31.71	0.39	
3	1	5	<u>RICKARD Brenton</u>	Oct 19 1983	Australia	0.82	28.05	59.65 31.60	0.49	OC
4	2	5	<u>DUBOSCQ Hugues</u>	Aug 29 1981	France	0.76	28.82	59.83 31.01	0.67	
5	2	7	<u>HANSEN Brendan</u>	Aug 15 1981	United States	0.69	28.03	59.94 31.91	0.78	
6	2	6	<u>SLUDNOV Roman</u>	Feb 24 1980	Russian Fed.	0.74	28.05	1:00.10 32.05	0.94	
7	1	8	<u>GANGLOFF Mark</u>	Jun 08 1982	United States	0.69	28.42	1:00.44 32.02	1.28	
8	1	6	<u>BORYSIK Igor</u>	Jun 02 1984	Ukraine	0.80	28.46	1:00.55 32.09	1.39	

9	1	7	<u>LISOGOR Oleg</u>	Jan 17 1979	 Ukraine	0.79	28.67	1:00.56 31.89	1.40	
10	2	3	<u>van der BURGH Cameron</u>	May 25 1988	 South Africa	0.76	28.20	1:00.57 32.37	1.41	
11	1	1	<u>ALEXANDROV Mihail</u>	Apr 09 1985	 Bulgaria	0.75	28.31	1:00.61 32.30	1.45	
12	1	3	<u>TITENIS Giedrius</u>	Jul 21 1989	 Lithuania	0.92	28.29	1:00.66 32.37	1.50	
13	2	1	<u>SUENAGA Yuta</u>	Apr 07 1985	 Japan	0.73	28.82	1:00.67 31.85	1.51	
14	1	2	<u>SPRENGER Christian</u>	Dec 19 1985	 Australia	0.72	28.42	1:00.76 32.34	1.60	
15	2	8	<u>COOK Christopher</u>	May 05 1979	 Great Britain	0.71	28.40	1:00.81 32.41	1.65	
16	2	2	<u>DUGONJIC Damir</u>	Feb 21 1988	 Slovenia	0.79	28.29	1:00.92 32.63	1.76	



100m HRBTNO ŽENSKÉ

- News

- Photos

- Videos

[Medals](#)
[Reports](#)

	Record	Splits	Name	NOC	Location	Date
WR	58.97	28.45	COUGHLIN Natalie	USA	Omaha, NE (USA)	Jul 1 2008
OR	59.68	29.07	COUGHLIN Natalie	USA	Athens (GRE)	Aug 21 2004

Event No: 7

Rank	Heat	Lane	Name	Date of Birth	NOC	R.T.	50m	Time	Time Behind	
1	7	5	<u>COVENTRY Kirsty</u>	Sep 19 1983	Zimbabwe	0.68	28.99	59.00 30.01		OR
2	6	6	<u>NAKAMURA Reiko</u>	May 17 1982	Japan	0.62	28.92	59.36 30.44	0.36	AS
3	5	4	<u>ZUEVA Anastasia</u>	May 08 1990	Russian Fed.	0.70	29.32	59.61 30.29	0.61	
4	7	4	<u>COUGHLIN Natalie</u>	Aug 23 1982	United States	0.60	28.97	59.69 30.72	0.69	
5	6	5	<u>MANAUDOU Laure</u>	Oct 09 1986	France	0.77	29.35	1:00.09 30.74	1.09	
6	7	6	<u>SPOFFORTH Gemma</u>	Nov 17 1987	Great Britain	0.59	29.40	1:00.11 30.71	1.11	
7	6	4	<u>HOELZER Margaret</u>	Mar 30 1983	United States	0.62	29.47	1:00.13 30.66	1.13	
8	6	3	<u>ITO Hanae</u>	Jan 18 1985	Japan	0.62	29.55	1:00.16 30.61	1.16	

9	5	5	<u>SEEBOHM Emily</u>	Jun 05 1992	 Australia	0.58	29.36	1:00.27 30.91	1.27
10	4	3	<u>WILKINSON Julia</u>	Jun 12 1987	 Canada	0.74	29.84	1:00.38 30.54	1.38
11	5	8	<u>BUSCHSCHULTE Antje</u>	Dec 27 1978	 Germany	0.61	29.44	1:00.48 31.04	1.48
12	5	2	<u>SIMMONDS Elizabeth</u>	Jan 22 1991	 Great Britain	0.69	29.71	1:00.53 30.82	1.53
13	5	6	<u>ZHIVANEVSKAYA Nina Alexandrovna</u>	Jun 24 1977	 Spain	0.58	29.51	1:00.54 31.03	1.54
14	5	3	<u>EDINGTON Sophie</u>	Dec 12 1984	 Australia	0.64	29.16	1:00.65 31.49	1.65
15	7	1	<u>COSTER Elizabeth</u>	Dec 11 1982	 New Zealand	0.58	29.78	1:00.66 30.88	1.66
16	6	1	<u>MOSKVINA Kseniya</u>	May 29 1989	 Russian Fed.	0.74	29.46	1:00.70 31.24	1.70
17	5	1	<u>XU Tianlongzi</u>	Jan 11 1991	 China	0.53	29.52	1:00.82 31.30	1.82
18	7	7	<u>MOLINA Fabiola</u>	May 22 1975	 Brazil	0.60	29.52	1:01.00 31.48	2.00
19	3	3	<u>COLORADO Carolina</u>	Sep 07 1987	 Colombia	0.60	30.39	1:01.19 30.80	2.19
20	4	4	<u>INGRAM Melissa</u>	Jun 24 1985	 New Zealand	0.66	30.26	1:01.24 30.98	2.24
21	5	7	<u>ZUBKOVA Kateryna</u>	Jul 14 1988	 Ukraine	0.65	30.03	1:01.25 31.22	2.25
22	6	2	<u>JOVANOVIC Sanja</u>	Sep 15 1986	 Croatia	0.65	29.41	1:01.30 31.89	2.30
23	7	2	<u>CASTEL Alexianne</u>	Jul 25 1990	 France	0.73	29.77	1:01.44 31.67	2.44
24	7	8	<u>SZEPESI Nikolett</u>	Sep 11 1987	 Hungary	0.65	29.97	1:01.77 31.80	2.77

25	3	2	<u>GOSTOMELSKY Anna</u>	Jun 09 1981	 Israel	0.60	30.25	1:01.87 31.62	2.87
26	4	6	<u>ARMELLINI Romina</u>	Nov 09 1984	 Italy	0.62	30.59	1:02.21 31.62	3.21
26	4	8	<u>CARMAN Anja</u>	Mar 22 1985	 Slovenia	0.72	30.60	1:02.21 31.61	3.21
28	4	5	<u>PERIS Mercedes</u>	Jan 05 1985	 Spain	0.66	30.40	1:02.30 31.90	3.30
29	3	1	<u>SJOSTROM Sarah</u>	Aug 17 1993	 Sweden	0.75	30.26	1:02.38 32.12	3.38
30	4	2	<u>SEPPALA Hanna-Maria</u>	Dec 13 1984	 Finland	0.64	30.21	1:02.39 32.18	3.39
31	4	1	<u>COONEY Aisling Margaret</u>	Jul 27 1990	 Ireland	0.68	30.00	1:02.50 32.50	3.50
32	3	7	<u>DILLETTE Alana</u>	Dec 02 1987	 Bahamas	0.50	30.48	1:02.56 32.08	3.56
33	1	4	<u>AITKEN Kiera</u>	Oct 31 1983	 Bermuda	0.73	30.07	1:02.62 32.55	3.62
34	3	4	<u>TSAI Hiu Wai Sherry</u>	Sep 04 1983	 Hong Kong, China	0.57	29.99	1:02.68 32.69	3.68
35	3	5	<u>GONZALEZ Fernanda</u>	Apr 25 1990	 Mexico	0.67	30.43	1:02.76 32.33	3.76
36	2	4	<u>MAZUREK Zuzanna</u>	May 15 1991	 Poland	0.69	30.65	1:02.77 32.12	3.77
37	6	7	<u>AMSHENNIKOVA Iryna</u>	May 19 1986	 Ukraine	0.59	29.92	1:02.85 32.93	3.85
38	2	5	<u>MORALES Gisela</u>	Dec 17 1987	 Guatemala	0.73	30.82	1:02.92 32.10	3.92
39	3	6	<u>KLOSOVA Petra</u>	Apr 16 1986	 Czech Republic	0.73	30.86	1:03.36 32.50	4.36
40	2	3	<u>STRAZMESTER Marica</u>	Aug 28 1981	 Serbia	0.67	30.78	1:03.56 32.78	4.56

41	3	8	<u>BATEMAN Sarah Blake</u>	Jun 15 1990	 Iceland	0.62	30.36	1:03.82 33.46	4.82	
42	6	8	<u>ZENNER Christin</u>	Mar 18 1991	 Germany	0.69	30.72	1:03.87 33.15	4.87	
43	2	7	<u>VOLCAN SMITH Erin Nicole</u>	Jan 12 1984	 Venezuela	0.66	31.27	1:03.90 32.63	4.90	
44	2	6	<u>KIM Yuyon</u>	Mar 16 1991	 Korea	0.69	31.32	1:04.63 33.31	5.63	
45	2	2	<u>RUDENKO Yekaterina</u>	Oct 16 1994	 Kazakhstan	0.75	31.10	1:04.85 33.75	5.85	
46	1	5	<u>BAEZ Maria Virginia</u>	Nov 18 1991	 Paraguay	0.63	31.97	1:05.39 33.42	6.39	
47	1	3	<u>BODDEN BACA Christie Marie</u>	Mar 03 1990	 Panama	0.60	32.06	1:07.18 35.12	8.18	
	4	7	<u>KHOKHLOVA Svetlana</u>	Oct 02 1984	 Belarus			DNS		
	7	3	<u>ZHAO Jing</u>	Dec 31 1990	 China			DSQ		



200m PROSTO ŽENSKE

- News

- Photos

- Videos

[Medals](#)
[Reports](#)

	Record	Splits			Name	NOC	Location	Date
WR	1:55.52	27.13	56.24	1:25.69	MANAUDOU Laure	FRA	Melbourne (AUS)	Mar 28 2007
OR	1:57.65	28.55	58.50	1:26.03	FRIEDRICH Heike	GDR	Seoul (KOR)	Sep 21 1988

Event No: 13

Rank	Heat	Lane	Name	Date of Birth	NOC	R.T.	50m	100m	150m	Time	Time Behind	
1	6	5	<u>PELLEGRINI Federica</u>	Aug 05 1988	Italy	0.74	27.81	57.04 29.23	1:26.53 29.49	1:55.45 28.92		WR
2	5	4	<u>ISAKOVIC Sara</u>	Jun 09 1988	Slovenia	0.79	27.94	57.36 29.42	1:26.82 29.46	1:55.86 29.04	0.41	
3	5	3	<u>McCLATCHEY Caitlin</u>	Nov 28 1985	Great Britain	0.72	27.91	57.81 29.90	1:27.57 29.76	1:56.97 29.40	1.52	
4	6	4	<u>HOFF Katie</u>	Jun 03 1989	United States	0.78	28.03	57.76 29.73	1:27.72 29.96	1:57.20 29.48	1.75	
5	6	2	<u>MUTINA Agnes</u>	Apr 19 1988	Hungary	0.68	27.62	57.64 30.02	1:27.67 30.03	1:57.25 29.58	1.80	
6	4	2	<u>PANG Jiaying</u>	Jan 06 1985	China	0.77	27.48	57.54 30.06	1:27.78 30.24	1:57.37 29.59	1.92	
7	4	4	<u>SCHMITT Allison</u>	Jun 07 1990	United States	0.73	27.94	57.77 29.83	1:28.19 30.42	1:57.38 29.19	1.93	
8	6	1	<u>UEDA Haruka</u>	Apr 27 1988	Japan	0.86	27.66	57.51 29.85	1:27.72 30.21	1:57.64 29.92	2.19	

9	4	3	<u>POTEC Camelia Alina</u>	Feb 19 1982	 Romania	0.93	27.94	57.90 29.96	1:28.17 30.27	1:57.65 29.48	2.20
10	5	5	<u>BARRATT Bronte</u>	Feb 08 1989	 Australia	0.67	28.23	57.93 29.70	1:27.91 29.98	1:57.75 29.84	2.30
11	5	2	<u>ETIENNE Ophelie-Cyrielle</u>	Sep 09 1990	 France	0.84	28.18	57.86 29.68	1:27.87 30.01	1:57.93 30.06	2.48
12	6	3	<u>MACKENZIE Linda</u>	Dec 14 1983	 Australia	0.83	27.73	58.11 30.38	1:28.35 30.24	1:57.96 29.61	2.51
13	5	6	<u>LILLHAGE Josefin</u>	Mar 15 1980	 Sweden	0.76	28.10	57.81 29.71	1:28.06 30.25	1:57.98 29.92	2.53
14	4	5	<u>JACKSON Joanne</u>	Sep 12 1986	 Great Britain	0.76	28.23	57.95 29.72	1:28.44 30.49	1:58.00 29.56	2.55
15	6	6	<u>MONGEL Aurore</u>	Apr 19 1982	 France	0.79	28.03	57.88 29.85	1:28.37 30.49	1:58.11 29.74	2.66
16	5	1	<u>MARKO-VARGA Ida</u>	Mar 10 1985	 Sweden	0.77	28.33	58.45 30.12	1:28.26 29.81	1:58.21 29.95	2.76
17	4	7	<u>HORNER Stephanie</u>	Mar 19 1989	 Canada	0.76	28.18	57.91 29.73	1:28.08 30.17	1:58.35 30.27	2.90
18	4	1	<u>COSTA Melania Felicitas</u>	Apr 24 1988	 Spain	0.82	28.16	57.98 29.82	1:28.52 30.54	1:59.50 30.98	4.05
19	6	7	<u>ZHU Qianwei</u>	Sep 28 1990	 China	0.83	28.47	58.86 30.39	1:29.61 30.75	1:59.52 29.91	4.07
20	6	8	<u>BELYAKINA Daria</u>	Nov 16 1986	 Russian Fed.	0.75	28.21	58.20 29.99	1:28.88 30.68	1:59.72 30.84	4.27
21	4	8	<u>MITA Maki</u>	Apr 22 1983	 Japan	0.74	28.49	58.71 30.22	1:29.38 30.67	1:59.96 30.58	4.51
22	4	6	<u>LURZ Annika</u>	Sep 06 1979	 Germany	0.82	28.29	58.32 30.03	1:29.03 30.71	1:59.98 30.95	4.53
23	3	5	<u>KROMOWIDJOJO Ranomi</u>	Aug 20 1990	 Netherlands	0.76	28.29	58.91 30.62	1:29.49 30.58	2:00.02 30.53	4.57
24	5	7	<u>DALLMANN Petra</u>	Nov 21 1978	 Germany	0.79	27.59	57.94 30.35	1:29.21 31.27	2:00.21 31.00	4.76

25	5	8	<u>SAUMUR Genevieve</u>	Jun 23 1987	 Canada	0.73	27.71	57.84 30.13	1:29.12 31.28	2:00.49 31.37	5.04
26	3	7	<u>STEINEGGER Joerdis</u>	Feb 08 1983	 Austria	0.87	28.34	58.51 30.17	1:29.39 30.88	2:00.52 31.13	5.07
27	3	1	<u>STYLIANOU Anna</u>	May 20 1986	 Cyprus	0.74	28.39	58.49 30.10	1:29.18 30.69	2:00.55 31.37	5.10
28	2	4	<u>PARTOKA Elina</u>	Aug 02 1983	 Estonia	0.80	28.56	58.92 30.36	1:29.85 30.93	2:00.64 30.79	5.19
28	3	6	<u>FERREIRA Monique</u>	Jun 29 1980	 Brazil	0.72	28.21	58.62 30.41	1:29.72 31.10	2:00.64 30.92	5.19
30	2	5	<u>RANGELOVA Nina</u>	Oct 22 1990	 Bulgaria	0.86	28.73	58.70 29.97	1:29.16 30.46	2:00.66 31.50	5.21
31	2	7	<u>AU Hoi Shun Stephanie</u>	May 30 1992	 Hong Kong, China	0.79	28.61	59.35 30.74	1:30.11 30.76	2:00.85 30.74	5.40
32	3	3	<u>BARZYCKA Paulina</u>	Mar 18 1986	 Poland	0.88	28.65	58.85 30.20	1:30.00 31.15	2:00.92 30.92	5.47
33	3	4	<u>CORFE Melissa</u>	Jan 20 1986	 South Africa	0.74	27.94	58.62 30.68	1:29.93 31.31	2:00.95 31.02	5.50
34	2	2	<u>JANSEN Louise Mai</u>	Apr 14 1984	 Denmark	0.74	28.99	59.18 30.19	1:30.28 31.10	2:01.30 31.02	5.85
35	1	4	<u>KHUDYAKOVA Nataliya</u>	Feb 08 1985	 Ukraine	0.82	27.43	57.53 30.10	1:29.26 31.73	2:02.27 33.01	6.82
36	2	6	<u>LIM Lynette</u>	Apr 25 1992	 Singapore	0.61	29.22	59.63 30.41	1:30.76 31.13	2:02.30 31.54	6.85
37	3	8	<u>YANG Chin-Kuei</u>	Sep 30 1987	 Chinese Taipei	0.80	28.61	59.22 30.61	1:30.70 31.48	2:02.84 32.14	7.39
38	1	5	<u>JUNKRAJANG Natthanan</u>	Apr 13 1986	 Thailand	0.85	28.46	59.04 30.58	1:30.71 31.67	2:02.88 32.17	7.43
39	2	8	<u>MAILLIET Christine</u>	Jan 09 1987	 Luxembourg	0.75	29.36	1:00.39 31.03	1:31.55 31.16	2:02.91 31.36	7.46
40	1	2	<u>OSTOJIC Milica</u>	Oct 16 1991	 Serbia	0.86	28.83	59.66 30.83	1:31.50 31.84	2:03.19 31.69	7.74

41	1	7	<u>VILLARREAL Heysi</u>	Aug 26 1986	 Cuba	0.69	28.26	58.41 30.15	1:30.28 31.87	2:03.23 32.95	7.78	
42	1	3	<u>TRISIC Anja</u>	Apr 28 1987	 Croatia	0.77	28.78	59.43 30.65	1:31.43 32.00	2:03.57 32.14	8.12	
43	2	3	<u>NOCHER Melanie</u>	Jun 18 1988	 Ireland	0.80	30.76	1:01.67 30.91	1:33.02 31.35	2:04.29 31.27	8.84	
44	3	2	<u>KOSTI Eleni</u>	Nov 06 1985	 Greece	0.76	28.36	59.02 30.66	1:31.11 32.09	2:04.55 33.44	9.10	
45	1	6	<u>SVERRISDOTTIR Sigrun Bra</u>	Mar 23 1990	 Iceland	0.73	28.88	59.64 30.76	1:31.97 32.33	2:04.82 32.85	9.37	
46	2	1	<u>LEE Keora</u>	May 07 1989	 Korea	0.76	29.06	1:00.69 31.63	1:32.83 32.14	2:05.71 32.88	10.26	



















200m MEŠANO ŽENSKÉ










[. News](#)
[. Photos](#)
[. Videos](#)
[Medals](#)
[Reports](#)

	Record	Splits			Name	NOC	Location	Date
WR	2:08.92	28.03	1:00.56	1:39.24	RICE Stephanie	AUS	Sydney (AUS)	Mar 25 2008
OR	2:10.68	28.70	1:01.78	1:40.05	KLOCHKOVA Yana	UKR	Sydney (AUS)	Sep 19 2000

Event No: 15

Rank	Heat	Lane	Name	Date of Birth	NOC	R.T.	50m	100m	150m	Time	Time Behind
1	4	3	<u>COUTTS Alicia</u>	Sep 14 1987	Australia	0.87	28.69	1:02.72 34.03	1:40.39 37.67	2:11.55 31.16	
2	4	4	<u>HOFF Katie</u>	Jun 03 1989	United States	0.81	28.75	1:02.61 33.86	1:41.22 38.61	2:11.58 30.36	0.03
3	3	4	<u>COUGHLIN Natalie</u>	Aug 23 1982	United States	0.69	27.10	1:00.72 33.62	1:39.64 38.92	2:11.63 31.99	0.08
4	5	3	<u>MILEY Hannah</u>	Aug 08 1989	Great Britain	0.75	29.34	1:02.03 32.69	1:39.84 37.81	2:11.72 31.88	0.17
5	3	6	<u>HJORTH-HANSEN Julie</u>	Jun 10 1984	Denmark	0.78	28.38	1:02.66 34.28	1:40.43 37.77	2:11.99 31.56	0.44
6	5	4	<u>RICE Stephanie</u>	Jun 17 1988	Australia	0.92	28.44	1:01.79 33.35	1:40.03 38.24	2:12.07 32.04	0.52
7	4	5	<u>MUFFAT Camille</u>	Oct 28 1989	France	0.84	28.80	1:02.04 33.24	1:40.41 38.37	2:12.16 31.75	0.61
8	5	5	<u>COVENTRY Kirsty</u>	Sep 19 1983	Zimbabwe	0.74	29.13	1:01.49 32.36	1:39.91 38.42	2:12.18 32.27	0.63

9	3	2	<u>KITAGAWA Asami</u>	Oct 03 1987	 Japan	0.82	28.90	1:03.87 34.97	1:41.55 37.68	2:12.47 30.92	0.92
9	5	6	<u>BARANOWSKA Katarzyna</u>	Sep 13 1987	 Poland	0.78	28.71	1:02.47 33.76	1:40.80 38.33	2:12.47 31.67	0.92
11	5	2	<u>VERRASZTO Evelin</u>	Jul 17 1989	 Hungary	0.85	28.51	1:01.51 33.00	1:41.97 40.46	2:12.52 30.55	0.97
12	3	1	<u>LI Jiaxing</u>	Mar 19 1990	 China	0.75	28.70	1:02.69 33.99	1:42.16 39.47	2:12.53 30.37	0.98
13	3	7	<u>WILKINSON Julia</u>	Jun 12 1987	 Canada	0.80	29.25	1:02.64 33.39	1:42.18 39.54	2:12.56 30.38	1.01
14	3	5	<u>BELMONTE Mireia</u>	Nov 10 1990	 Spain	0.87	28.76	1:02.85 34.09	1:41.03 38.18	2:12.75 31.72	1.20
15	3	3	<u>PAYNE Keri-Anne</u>	Dec 09 1987	 Great Britain	0.72	28.32	1:01.18 32.86	1:41.23 40.05	2:12.78 31.55	1.23
16	4	1	<u>KARPEEVA Svetlana</u>	Oct 16 1985	 Russian Fed.	0.75	29.00	1:03.45 34.45	1:41.61 38.16	2:12.94 31.33	1.39
17	4	8	<u>HOSSZU Katinka</u>	May 03 1989	 Hungary	0.87	28.74	1:02.25 33.51	1:42.08 39.83	2:13.05 30.97	1.50
18	5	1	<u>NORFOLK Helen</u>	Aug 27 1981	 New Zealand	0.82	28.87	1:02.55 33.68	1:41.53 38.98	2:13.50 31.97	1.95
19	5	7	<u>MORNINGSTAR Erica</u>	Mar 03 1989	 Canada	0.81	29.26	1:03.44 34.18	1:43.05 39.61	2:14.11 31.06	2.56
20	4	6	<u>QI Hui</u>	Jan 13 1985	 China	0.78	28.93	1:04.35 35.42	1:42.21 37.86	2:14.25 32.04	2.70
21	4	2	<u>VABRE Cylia</u>	Mar 01 1984	 France	0.73	28.65	1:02.72 34.07	1:42.08 39.36	2:14.34 32.26	2.79
22	2	7	<u>MARANHAO Joanna</u>	Apr 29 1987	 Brazil	0.75	29.28	1:02.95 33.67	1:43.77 40.82	2:14.97 31.20	3.42
23	2	1	<u>NORDENSTAM Sara</u>	Feb 28 1983	 Norway	0.86	29.39	1:05.66 36.27	1:42.65 36.99	2:15.13 32.48	3.58
24	2	2	<u>CHOI Hyera</u>	May 20 1991	 Korea	0.80	29.11	1:04.04 34.93	1:43.23 39.19	2:15.26 32.03	3.71

25	2	3	<u>KLINAR Anja</u>	Apr 03 1988	 Slovenia	0.90	29.84	1:05.31 35.47	1:44.09 38.78	2:15.39 31.30	3.84
26	2	5	<u>PENGELLY Jessica</u>	Jul 01 1991	 South Africa	0.69	29.44	1:03.16 33.72	1:43.08 39.92	2:15.80 32.72	4.25
27	3	8	<u>PELAEZ Maria</u>	Nov 13 1977	 Spain	0.76	29.30	1:03.21 33.91	1:43.12 39.91	2:15.97 32.85	4.42
28	2	6	<u>HEEMSKERK Femke</u>	Sep 21 1987	 Netherlands	0.90	28.64	1:02.70 34.06	1:44.27 41.57	2:16.28 32.01	4.73
29	2	8	<u>SLOW Yi Ting</u>	Dec 11 1985	 Malaysia	0.74	30.06	1:06.05 35.99	1:45.01 38.96	2:17.11 32.10	5.56
30	4	7	<u>SCHILLER Katharina</u>	Jun 22 1984	 Germany	0.82	28.82	1:04.31 35.49	1:44.15 39.84	2:18.00 33.85	6.45
31	1	6	<u>DZERKAL Ganna</u>	Aug 18 1987	 Ukraine	0.85	28.95	1:04.69 35.74	1:45.14 40.45	2:18.25 33.11	6.70
32	1	2	<u>STEWARTD Erika</u>	Aug 02 1990	 Colombia	0.71	31.02	1:05.21 34.19	1:46.54 41.33	2:18.54 32.00	6.99
33	1	3	<u>TSAI Hiu Wai Sherry</u>	Sep 04 1983	 Hong Kong, China	0.73	29.89	1:04.85 34.96	1:46.75 41.90	2:18.91 32.16	7.36
34	5	8	<u>SCHOBER Sonja</u>	Jul 09 1985	 Germany	0.80	29.54	1:07.02 37.48	1:46.98 39.96	2:20.18 33.20	8.63
35	1	4	<u>HARALSDOTTIR Erla Dagg</u>	Apr 19 1988	 Iceland	0.86	29.36	1:06.69 37.33	1:47.24 40.55	2:20.53 33.29	8.98
36	1	7	<u>LIN Man-Hsu</u>	Mar 03 1989	 Chinese Taipei	0.74	30.75	1:07.08 36.33	1:50.00 42.92	2:23.29 33.29	11.74
37	2	4	<u>BARDACH Georgina</u>	Aug 18 1983	 Argentina	0.83	31.00	1:08.71 37.71	1:50.69 41.98	2:25.74 35.05	14.19
38	1	1	<u>MARITA Fibriani Ratna</u>	Feb 24 1994	 Indonesia	0.92	32.75	1:09.46 36.71	1:54.24 44.78	2:28.18 33.94	16.63
	1	5	<u>MATHLOUTHI Maroua</u>	Aug 22 1988	 Tunisia					DNS	



200m PROSTO ŽENSKÉ POLFINALE

- News

- Photos

- Videos

[Medals](#)
[Reports](#)

	Record	Splits			Name	NOC	Location	Date
WR	1:55.45	27.81	57.04	1:26.53	PELLEGRINI Federica	ITA	Beijing (CHN)	Aug 11 2008
OR	1:55.45	27.81	57.04	1:26.53	PELLEGRINI Federica	ITA	Beijing (CHN)	Aug 11 2008

Event No: 13

Rank	Heat	Lane	Name	Date of Birth	NOC	R.T.	50m	100m	150m	Time	Time Behind	
1	1	4	<u>ISAKOVIC Sara</u>	Jun 09 1988	Slovenia	0.78	27.84	57.29 29.45	1:27.10 29.81	1:56.50 29.40		
2	1	5	<u>HOFF Katie</u>	Jun 03 1989	United States	0.79	27.92	57.35 29.43	1:27.45 30.10	1:57.01 29.56	0.51	
3	2	4	<u>PELLEGRINI Federica</u>	Aug 05 1988	Italy	0.78	27.90	57.23 29.33	1:27.36 30.13	1:57.23 29.87	0.73	
4	1	3	<u>PANG Jiaying</u>	Jan 06 1985	China	0.78	27.89	57.62 29.73	1:27.91 30.29	1:57.34 29.43	0.84	
5	1	2	<u>BARRATT Bronte</u>	Feb 08 1989	Australia	0.71	28.02	57.86 29.84	1:27.86 30.00	1:57.55 29.69	1.05	
6	2	2	<u>POTEC Camelia Alina</u>	Feb 19 1982	Romania	0.88	28.05	58.16 30.11	1:28.24 30.08	1:57.71 29.47	1.21	
7	2	5	<u>McCLATCHEY Caitlin</u>	Nov 28 1985	Great Britain	0.74	28.19	57.96 29.77	1:27.93 29.97	1:57.73 29.80	1.23	
8	2	7	<u>ETIENNE Ophelie-Cyrielle</u>	Sep 09 1990	France	0.83	28.28	58.05 29.77	1:28.39 30.34	1:58.00 29.61	1.50	

9	2	6	<u>SCHMITT Allison</u>	Jun 07 1990	 United States	0.73	28.11	58.10 29.99	1:28.26 30.16	1:58.01 29.75	1.51
10	2	8	<u>MONGEL Aurore</u>	Apr 19 1982	 France	0.78	27.76	57.50 29.74	1:27.97 30.47	1:58.08 30.11	1.58
11	2	3	<u>MUTINA Agnes</u>	Apr 19 1988	 Hungary	0.70	27.93	58.01 30.08	1:28.18 30.17	1:58.15 29.97	1.65
12	1	7	<u>MACKENZIE Linda</u>	Dec 14 1983	 Australia	0.78	27.74	57.76 30.02	1:28.36 30.60	1:58.19 29.83	1.69
13	1	6	<u>UEDA Haruka</u>	Apr 27 1988	 Japan	0.85	28.06	57.90 29.84	1:28.41 30.51	1:58.44 30.03	1.94
14	1	1	<u>JACKSON Joanne</u>	Sep 12 1986	 Great Britain	0.78	27.91	57.70 29.79	1:28.27 30.57	1:58.70 30.43	2.20
15	2	1	<u>LILLHAGE Josefin</u>	Mar 15 1980	 Sweden	0.79	27.72	57.81 30.09	1:28.39 30.58	1:59.29 30.90	2.79
16	1	8	<u>MARKO-VARGA Ida</u>	Mar 10 1985	 Sweden	0.79	27.87	57.89 30.02	1:28.66 30.77	1:59.41 30.75	2.91



100m PROSTO MOŠKI

[. News](#)
[. Photos](#)
[. Videos](#)
[Medals](#)
[Reports](#)

	Record	Splits	Name	NOC	Location	Date
WR	47.24	22.48	SULLIVAN Eamon	AUS	Beijing (CHN)	Aug 11 2008
OR	47.24	22.48	SULLIVAN Eamon	AUS	Beijing (CHN)	Aug 11 2008

Event No: 16

Rank	Heat	Lane	Name	Date of Birth	NOC	R.T.	50m	Time	Time Behind
1	8	4	<u>SULLIVAN Eamon</u>	Aug 30 1985	Australia	0.66	22.68	47.80 25.12	
2	8	5	<u>NYSTRAND Stefan</u>	Oct 20 1981	Sweden	0.73	23.05	47.83 24.78	0.03
3	7	6	<u>HAYDEN Brent</u>	Oct 21 1983	Canada	0.76	23.04	47.84 24.80	0.04
4	9	4	<u>BERNARD Alain</u>	May 01 1983	France	0.74	22.90	47.85 24.95	0.05
5	8	6	<u>van den HOOGENBAND Pieter</u>	Mar 14 1978	Netherlands	0.76	23.28	47.97 24.69	0.17
6	7	8	<u>CAVIC Milorad</u>	May 31 1984	Serbia	0.76	22.73	48.15 25.42	0.35
7	8	3	<u>CIELO FILHO Cesar</u>	Jan 10 1987	Brazil	0.71	22.57	48.16 25.59	0.36
8	9	5	<u>WEBER-GALE Garrett</u>	Aug 06 1985	United States	0.69	23.33	48.19 24.86	0.39

9	9	7	<u>FERNS Lyndon</u>	Sep 24 1983	 South Africa	0.67	23.07	48.26	0.46	
								25.19		
10	7	3	<u>MAGNINI Filippo</u>	Feb 02 1982	 Italy	0.76	23.79	48.30	0.50	
								24.51		
11	7	4	<u>LEZAK Jason</u>	Nov 12 1975	 United States	0.73	23.08	48.33	0.53	
								25.25		
12	9	6	<u>TARGETT Matt</u>	Dec 24 1985	 Australia	0.76	23.08	48.40	0.60	
								25.32		
13	7	5	<u>GILOT Fabien</u>	Apr 27 1984	 France	0.80	23.13	48.42	0.62	
								25.29		
14	8	2	<u>GRECHIN Andrey</u>	Oct 21 1987	 Russian Fed.	0.74	23.04	48.50	0.70	
								25.46		
15	9	8	<u>PERSSON Jonas</u>	Dec 15 1983	 Sweden	0.74	23.24	48.51	0.71	
								25.27		
16	7	7	<u>MEICHTRY Dominik</u>	Nov 18 1984	 Switzerland	0.66	23.39	48.55	0.75	
								25.16		
16	8	8	<u>GALENDI Christian</u>	Jan 18 1982	 Italy	0.72	23.46	48.55	0.75	
								25.09		
18	9	3	<u>LAGUNOV Evgeniy</u>	Dec 14 1985	 Russian Fed.	0.80	23.26	48.59	0.79	
								25.33		
19	7	1	<u>GRANDJEAN Yoris</u>	Mar 20 1989	 Belgium	0.71	23.65	48.82	1.02	
								25.17		
20	6	8	<u>BOVELL III George</u>	Jul 18 1983	 Trinidad/Tobago	0.71	23.11	48.83	1.03	
								25.72		
21	5	6	<u>VERNER Martin</u>	Mar 15 1980	 Czech Republic	0.74	23.50	48.95	1.15	
								25.45		
22	6	5	<u>SUBIRATS ALTES Albert</u>	Sep 25 1986	 Venezuela	0.74	23.82	48.97	1.17	
								25.15		
23	8	1	<u>GREENSHIELDS Joel</u>	Apr 14 1988	 Canada	0.75	23.71	49.04	1.24	
								25.33		
24	4	4	<u>DUNFORD Jason</u>	Nov 28 1986	 Kenya	0.72	23.00	49.06	1.26	
								26.06		

25	6	1	<u>CHEN Zuo</u>	Jan 19 1982	 China	0.77	23.78	49.08 25.30	1.28
26	4	5	<u>SHAPIRA BAR-OR Nimrod</u>	Apr 25 1989	 Israel	0.75	23.78	49.10 25.32	1.30
27	9	1	<u>ANDKJAER Jakob Schioett</u>	May 07 1985	 Denmark	0.68	23.37	49.25 25.88	1.45
28	5	5	<u>MAKANY Balazs</u>	May 23 1987	 Hungary	0.80	24.02	49.27 25.25	1.47
28	5	7	<u>VIKTORAVICIUS Paulius</u>	Nov 04 1984	 Lithuania	0.78	23.90	49.27 25.37	1.47
30	8	7	<u>NEETHLING Ryk</u>	Nov 17 1977	 South Africa	0.70	23.53	49.28 25.75	1.48
31	4	6	<u>MANKOC Peter</u>	Jul 04 1978	 Slovenia	0.71	23.49	49.33 25.84	1.53
32	6	3	<u>KEBBAB Nabil</u>	Dec 30 1983	 Algeria	0.84	24.09	49.38 25.29	1.58
33	9	2	<u>DEIBLER Steffen</u>	Jul 10 1987	 Germany	0.76	23.40	49.39 25.99	1.59
34	7	2	<u>DRAGANJA Duje</u>	Feb 27 1983	 Croatia	0.72	22.88	49.49 26.61	1.69
35	6	2	<u>MEOLANS Jose Martin</u>	Jun 22 1978	 Argentina	0.82	23.69	49.50 25.81	1.70
36	5	1	<u>FRASER Shaune</u>	Mar 29 1988	 Cayman Islands	0.71	24.37	49.56 25.19	1.76
36	6	7	<u>YEGOSHIN Yuriy</u>	Jun 02 1985	 Ukraine	0.89	23.68	49.56 25.88	1.76
38	6	4	<u>ZASTROW Mitja</u>	Mar 07 1977	 Netherlands	0.76	24.42	49.61 25.19	1.81
39	4	1	<u>PINI Ryan</u>	Dec 10 1981	 Papua N Guinea	0.78	23.89	49.72 25.83	1.92
40	6	6	<u>SATO Hisayoshi</u>	Jan 12 1987	 Japan	0.74	24.02	49.85 25.83	2.05

41	4	3	<u>RAJAKYLA Matti</u>	Aug 14 1984	 Finland	0.78	23.44	49.91 26.47	2.11
42	3	4	<u>KHADE Virbhawal</u>	Aug 29 1991	 India	0.71	23.95	50.07 26.12	2.27
43	5	2	<u>KUTSCHER Martin</u>	Dec 09 1984	 Uruguay	0.74	23.59	50.08 26.49	2.28
44	5	3	<u>NEVEROVSKY Stanislav</u>	Apr 07 1981	 Belarus	0.75	23.98	50.14 26.16	2.34
45	5	4	<u>VENANCIO Tiago</u>	Jul 19 1987	 Portugal	0.77	24.17	50.30 26.13	2.50
46	3	2	<u>MILOSLAVSKIS Romans</u>	Oct 17 1983	 Latvia	0.85	23.98	50.40 26.42	2.60
47	3	3	<u>HAYNES Terrence</u>	Oct 05 1984	 Barbados	0.78	24.28	50.50 26.22	2.70
48	4	8	<u>GRIGORIADIS Aristeidis</u>	Dec 06 1985	 Greece	0.77	24.10	50.62 26.52	2.82
49	5	8	<u>ARNARSON Orn</u>	Aug 31 1981	 Iceland	0.77	24.39	50.68 26.29	2.88
50	4	2	<u>TRANDAFIR Norbert</u>	Feb 08 1988	 Romania	0.77	23.83	50.74 26.91	2.94
51	4	7	<u>HAUSTOV Danil</u>	Dec 13 1980	 Estonia	0.70	24.26	50.92 26.66	3.12
52	3	7	<u>SKLYAR Alexandr</u>	May 18 1988	 Kazakhstan	0.85	24.78	51.24 26.46	3.44
53	2	6	<u>ROODZANT Jan</u>	Jan 06 1984	 Aruba	0.72	24.61	51.69 27.08	3.89
54	3	6	<u>LIM Namgyun</u>	Mar 04 1987	 Korea	0.72	25.12	51.80 26.68	4.00
55	3	1	<u>ROMASHKIN Petr</u>	Jul 05 1989	 Uzbekistan	0.83	24.63	51.83 27.20	4.03
56	2	3	<u>KOLOYAN Mikayel</u>	Jun 21 1983	 Armenia	0.83	24.93	51.89 26.96	4.09

57	2	2	<u>ADAM Gael</u>	Mar 28 1986	 Mauritius	0.78	25.12	52.35 27.23	4.55	
58	2	5	<u>PROBERT Carl</u>	Sep 13 1975	 Fiji	0.79	24.86	52.37 27.51	4.57	
59	3	8	<u>DUENAS Christopher</u>	Oct 22 1991	 Guam	0.74	25.45	52.64 27.19	4.84	
60	2	4	<u>BURCH Roy-Allan</u>	Nov 29 1985	 Bermuda	0.60	24.64	52.65 28.01	4.85	
61	2	7	<u>ALJESMI Obaid Ahmed</u>	Aug 09 1981	 UA Emirates	0.80	25.00	53.29 28.29	5.49	
62	1	3	<u>BAKALE Emile Rony</u>	Oct 06 1987	 Congo	0.90	26.31	55.08 28.77	7.28	
63	1	4	<u>NAVARRO Miguel Angel</u>	Jan 14 1982	 Bolivia	0.73	26.98	56.96 29.98	9.16	
64	1	5	<u>EL GADI Sofyan</u>	Jan 01 1992	 Libyan AJ	0.72	27.91	57.89 29.98	10.09	



200m PROSTO ŽENSKÉ FINALE

[. News](#)
[. Photos](#)
[. Videos](#)







Medals

Reports

	Record	Splits	Name	NOC	Location	Date
WR	1:55.45	27.81 57.04 1:26.53	PELLEGRINI Federica	ITA	Beijing (CHN)	Aug 11 2008
OR	1:55.45	27.81 57.04 1:26.53	PELLEGRINI Federica	ITA	Beijing (CHN)	Aug 11 2008

Event No: 13

Rank	Lane	Name	NOC	R.T.	50m	100m	150m	Time	Time Behind	
1	3	<u>PELLEGRINI Federica</u>	ITA	0.80	(2) 27.27	(1) 55.92 28.65	(1) 1:25.57 29.65	1:54.82 29.25		WR
2	4	<u>ISAKOVIC Sara</u>	SLO	0.78	(7) 27.95	(4) 56.86 28.91	(2) 1:26.03 29.17	1:54.97 28.94	0.15	
3	6	<u>PANG Jiaying</u>	CHN	0.73	(1) 27.01	(2) 56.43 29.42	(4) 1:26.29 29.86	1:55.05 28.76	0.23	AS
4	5	<u>HOFF Katie</u>	USA	0.77	(3) 27.57	(3) 56.67 29.10	(3) 1:26.20 29.53	1:55.78 29.58	0.96	AM
5	7	<u>POTEC Camelia Alina</u>	ROU	0.88	(6) 27.81	(6) 57.32 29.51	(5) 1:27.20 29.88	1:56.87 29.67	2.05	
6	1	<u>McCLATCHEY Caitlin</u>	GBR	0.75	(8) 28.22	(8) 57.96 29.74	(8) 1:28.20 30.24	1:57.65 29.45	2.83	
7	2	<u>BARRATT Bronte</u>	AUS	0.71	(5) 27.75	(7) 57.34 29.59	(7) 1:27.28 29.94	1:57.83 30.55	3.01	
7	8	<u>ETIENNE Ophelie- Cyrielle</u>	FRA	0.83	(4) 27.65	(5) 57.01 29.36	(6) 1:27.26 30.25	1:57.83 30.57	3.01	

Medal	Name	NOC Name
	PELLEGRINI Federica	 Italy
	ISAKOVIC Sara	 Slovenia
	PANG Jiaying	 China



100m PROSTO ŽENSKÉ



[. News](#)
[. Photos](#)
[. Videos](#)
[Medals](#)
[Reports](#)

	Record	Splits	Name	NOC	Location	Date
WR	52.88	25.40	TRICKETT Lisbeth	AUS	Sydney (AUS)	Mar 27 2008
OR	53.38	25.91	STEFFEN Britta	GER	Beijing (CHN)	Aug 10 2008

Event No: 20

Rank	Heat	Lane	Name	Date of Birth	NOC	R.T.	50m	Time	Time Behind	
1	6	3	<u>SEPPALA Hanna-Maria</u>	Dec 13 1984	Finland	0.70	25.93	53.60 27.67		
2	6	4	<u>STEFFEN Britta</u>	Nov 16 1983	Germany	0.80	26.26	53.67 27.41	0.07	
3	6	5	<u>VELDHUIS Marleen</u>	Jun 29 1979	Netherlands	0.84	25.85	53.76 27.91	0.16	
4	7	5	<u>COUGHLIN Natalie</u>	Aug 23 1982	United States	0.69	26.08	53.82 27.74	0.22	
5	5	6	<u>HALSALL Francesca</u>	Apr 12 1990	Great Britain	0.75	26.05	53.93 27.88	0.33	
6	7	4	<u>TRICKETT Lisbeth</u>	Jan 28 1985	Australia	0.71	26.07	53.99 27.92	0.39	
7	6	6	<u>PANG Jiaying</u>	Jan 06 1985	China	0.75	26.06	54.01 27.95	0.41	=AS
7	7	7	<u>ZHU Yingwen</u>	Oct 09 1981	China	0.76	26.09	54.01 27.92	0.41	=AS

9	4	5	<u>OTTESEN Jeanette</u>	Dec 30 1987	 Denmark	0.73	26.53	54.04 27.51	0.44	
10	6	2	<u>LILLHAGE Josefin</u>	Mar 15 1980	 Sweden	0.83	26.07	54.07 28.00	0.47	
11	7	3	<u>METELLA Malia</u>	Feb 23 1982	 France	0.76	26.47	54.12 27.65	0.52	
12	5	7	<u>GERASIMENYA Aleksandra</u>	Dec 31 1985	 Belarus	0.80	26.18	54.52 28.34	0.92	
13	5	4	<u>CAMPBELL Cate</u>	May 20 1992	 Australia	0.81	26.28	54.55 28.27	0.95	
14	5	3	<u>NYMEYER Lacey</u>	Oct 29 1985	 United States	0.83	26.42	54.62 28.20	1.02	
15	7	6	<u>MORNINGSTAR Erica</u>	Mar 03 1989	 Canada	0.83	26.50	54.66 28.16	1.06	
16	6	7	<u>DALLMANN Petra</u>	Nov 21 1978	 Germany	0.77	26.38	54.70 28.32	1.10	
16	7	1	<u>WILKINSON Julia</u>	Jun 12 1987	 Canada	0.77	26.59	54.70 28.11	1.10	
18	5	2	<u>POPCHANKA Alena</u>	Jul 28 1979	 France	0.69	26.49	54.86 28.37	1.26	
19	7	8	<u>BARBOSA Tatiana</u>	Dec 10 1978	 Brazil	0.80	26.79	55.01 28.22	1.41	
20	6	1	<u>KORC Agata Ewa</u>	Mar 27 1986	 Poland	0.70	26.11	55.14 29.03	1.54	
21	6	8	<u>RETI EF Lize-Mari</u>	Nov 30 1986	 South Africa	0.70	26.15	55.17 29.02	1.57	AF
22	4	3	<u>GOSTOMELSKY Anna</u>	Jun 09 1981	 Israel	0.75	26.42	55.18 28.76	1.58	
23	5	1	<u>MORAVCOVA Martina</u>	Jan 16 1976	 Slovakia	0.77	26.59	55.20 28.61	1.60	
24	5	5	<u>DEKKER Inge</u>	Aug 18 1985	 Netherlands	0.87	26.38	55.23 28.85	1.63	

25	4	4	<u>AKSENOVA Anastasia</u>	Mar 05 1990	 Russian Fed.	0.85	26.66	55.29 28.63	1.69
26	3	3	<u>WILSON Hannah Jane Arnett</u>	Mar 10 1989	 Hong Kong, China	0.66	26.57	55.32 28.75	1.72
27	4	8	<u>STEPANYUK Darya</u>	May 22 1990	 Ukraine	0.80	26.88	55.51 28.63	1.91
28	3	4	<u>VANDERPOOL-WALLACE Arianna</u>	Mar 04 1990	 Bahamas	0.69	26.69	55.61 28.92	2.01
29	3	2	<u>KOSCHISCHEK Birgit</u>	May 22 1987	 Austria	0.77	26.67	55.62 28.95	2.02
30	4	2	<u>SEMECO ARISMENDI Arlene Iradie</u>	Jan 11 1984	 Venezuela	0.70	26.64	55.70 29.06	2.10
31	5	8	<u>KLUSACKOVA Jana</u>	Oct 29 1977	 Czech Republic	0.85	27.03	55.92 28.89	2.32
32	3	1	<u>CHANG Heejin</u>	Sep 05 1986	 Korea	0.69	26.91	55.96 29.05	2.36
33	4	7	<u>ALJAND Triin</u>	Jul 08 1985	 Estonia	0.71	27.12	56.10 28.98	2.50
34	2	5	<u>QUAH Ting Wen</u>	Aug 18 1992	 Singapore	0.66	27.20	56.14 28.94	2.54
35	3	5	<u>RAGNARSDOTTIR Ragnheidur</u>	Oct 24 1984	 Iceland	0.76	27.02	56.35 29.33	2.75
36	3	8	<u>STYLIANOU Anna</u>	May 20 1986	 Cyprus	0.75	27.56	56.38 28.82	2.78
37	3	7	<u>KOSTI Eleni</u>	Nov 06 1985	 Greece	0.75	27.63	56.44 28.81	2.84
38	4	1	<u>NAJDANOVSKI Miroslava</u>	Jan 10 1988	 Serbia	0.76	26.93	56.50 29.57	2.90
39	2	6	<u>JUNKRAJANG Natthanan</u>	Apr 13 1986	 Thailand	0.82	27.43	56.56 29.13	2.96
40	2	4	<u>TOMPA Orsolya</u>	Jul 14 1991	 Hungary	0.75	27.03	56.57 29.54	2.97

41	2	7	<u>SIMMS Christel</u>	Sep 20 1990	 Philippines	0.73	27.49	56.67 29.18	3.07	
42	4	6	<u>SIMONETTO Maria Laura</u>	Nov 11 1987	 Italy	0.76	27.07	56.72 29.65	3.12	
43	2	3	<u>NIEH Pin-Chieh</u>	Jun 12 1988	 Chinese Taipei	0.83	27.46	57.28 29.82	3.68	
44	3	6	<u>SOVINEK Nina</u>	May 26 1985	 Slovenia	0.67	27.68	57.30 29.62	3.70	
45	1	4	<u>SCERRI Madeleine</u>	Aug 11 1989	 Malta	0.78	27.79	57.97 30.18	4.37	
46	2	2	<u>SHLEMOVA Irina</u>	Mar 25 1984	 Uzbekistan	0.73	27.69	58.77 31.08	5.17	
47	1	5	<u>POPOVSKA Elena</u>	Jan 06 1990	 FYR Macedonia	0.83	28.34	59.93 31.59	6.33	
48	1	3	<u>HACHATRYAN Olga</u>	Jul 06 1992	 Turkmenistan	0.75	33.18	1:14.77 41.59	21.17	
	7	2	<u>McCLATCHEY Caitlin</u>	Nov 28 1985	 Great Britain			DNS		







50m PROSTO MOŠKI







[. News](#)
[. Photos](#)
[. Videos](#)
[Medals](#)
[Reports](#)

	Record	Name	NOC	Location	Date
WR	21.28	SULLIVAN Eamon	AUS	Sydney (AUS)	Mar 28 2008
OR	21.91	POPOV Alexander	EUN	Barcelona (ESP)	Jul 30 1992

Event No: 25

Rank	Heat	Lane	Name	Date of Birth	NOC	R.T.	Time	Time Behind	
1	12	4	<u>LEVEAUX Amaury</u>	Dec 02 1985	France	0.75	21.46		OR
2	11	5	<u>CIELO FILHO Cesar</u>	Jan 10 1987	Brazil	0.67	21.47	0.01	=AM
3	12	5	<u>WILDMAN-TOBRINER Ben</u>	Sep 21 1984	United States	0.77	21.75	0.29	
3	12	3	<u>NYSTRAND Stefan</u>	Oct 20 1981	Sweden	0.80	21.75	0.29	
5	13	3	<u>SCHOEMAN Roland</u>	Jul 03 1980	South Africa	0.66	21.76	0.30	
6	11	1	<u>BOVELL III George</u>	Jul 18 1983	Trinidad/Tobago	0.67	21.77	0.31	
7	13	5	<u>BERNARD Alain</u>	May 01 1983	France	0.74	21.78	0.32	
8	13	4	<u>SULLIVAN Eamon</u>	Aug 30 1985	Australia	0.67	21.79	0.33	
9	11	4	<u>WEBER-GALE Garrett</u>	Aug 06 1985	United States	0.68	21.95	0.49	
10	12	7	<u>EL-MASRI Rafed Ziad</u>	Aug 10 1982	Germany	0.76	21.96	0.50	
11	11	7	<u>SANTOS Nicholas</u>	Feb 14 1980	Brazil	0.79	22.00	0.54	
12	11	3	<u>DRAGANJA Duje</u>	Feb 27 1983	Croatia	0.71	22.05	0.59	
13	13	2	<u>CALLUS Ashley</u>	Mar 10 1979	Australia	0.67	22.11	0.65	

14	12	6	<u>TAKACS Krisztian</u>	Dec 30 1985	 Hungary	0.69	22.14	0.68
15	11	6	<u>KIZIEROWSKI Bartosz</u>	Feb 20 1977	 Poland	0.70	22.15	0.69
16	12	2	<u>LOUW Gideon</u>	Sep 04 1987	 South Africa	0.76	22.17	0.71
17	12	1	<u>GRECHIN Andrey</u>	Oct 21 1987	 Russian Fed.	0.73	22.20	0.74
18	10	4	<u>GODEC Jernej</u>	Jan 16 1986	 Slovenia	0.71	22.21	0.75
19	8	4	<u>LANG Flori</u>	Jan 30 1983	 Switzerland	0.61	22.27	0.81
20	9	1	<u>DUNFORD David</u>	Sep 29 1988	 Kenya	0.77	22.29	0.83
21	13	1	<u>LAGUNOV Evgeniy</u>	Dec 14 1985	 Russian Fed.	0.73	22.30	0.84
22	11	2	<u>NORIEGA Javier</u>	Jul 23 1980	 Spain	0.69	22.33	0.87
23	13	6	<u>FOSTER Mark</u>	May 12 1970	 Great Britain	0.85	22.35	0.89
23	13	8	<u>ILES Salim</u>	May 14 1975	 Algeria	0.67	22.35	0.89
25	9	6	<u>MALBERG Miko</u>	May 03 1985	 Estonia	0.65	22.37	0.91
26	10	5	<u>TSAGKARAKIS Apostolos</u>	Feb 19 1982	 Greece	0.69	22.39	0.93
27	10	6	<u>HORTNESS Richard</u>	May 23 1985	 Canada	0.65	22.42	0.96
28	10	7	<u>GRANDJEAN Yoris</u>	Mar 20 1989	 Belgium	0.74	22.45	0.99
29	10	1	<u>RAJAKYLA Matti</u>	Aug 14 1984	 Finland	0.67	22.48	1.02
30	9	3	<u>CAI Li</u>	Aug 14 1987	 China	0.72	22.50	1.04
30	9	7	<u>CALVI Alessandro</u>	Feb 01 1983	 Italy	0.75	22.50	1.04
32	10	3	<u>LIJESEN Robert</u>	Feb 05 1985	 Netherlands	0.73	22.51	1.05
33	10	2	<u>ANDKJAER Jakob Schioett</u>	May 07 1985	 Denmark	0.67	22.52	1.06
34	8	8	<u>AYALA BENJAMIN Jacinto de Jesus</u>	Jan 13 1987	 Dominican Rep.	0.62	22.57	1.11
35	10	8	<u>MEOLANS Jose Martin</u>	Jun 22 1978	 Argentina	0.80	22.58	1.12
36	9	2	<u>RADZIONAU Andrei</u>	Jun 16 1985	 Belarus	0.81	22.65	1.19
37	11	8	<u>TAYLA Kaan</u>	Feb 17 1986	 Turkey	0.72	22.66	1.20
38	13	7	<u>DEIBLER Steffen</u>	Jul 10 1987	 Germany	0.75	22.67	1.21
39	9	8	<u>COAKLEY Daniel</u>	Dec 13 1989	 Philippines	0.68	22.69	1.23

40	9	5	<u>KHADE Virdhawal</u>	Aug 29 1991	 India	0.73	22.73	1.27
41	7	4	<u>ELLIOT Oliver</u>	Jun 19 1987	 Chile	0.72	22.75	1.29
42	8	3	<u>YEGOSHIN Yuriy</u>	Jun 02 1985	 Ukraine	0.88	22.77	1.31
43	7	2	<u>TRANDAFIR Norbert</u>	Feb 08 1988	 Romania	0.76	22.80	1.34
44	7	8	<u>ARNASON Arni Mar</u>	Oct 09 1987	 Iceland	0.76	22.81	1.35
45	7	5	<u>ATKINSON Jevon</u>	Apr 03 1984	 Jamaica	0.67	22.83	1.37
45	8	1	<u>MADWA Mohammad</u>	Feb 10 1987	 Kuwait	0.68	22.83	1.37
47	8	6	<u>CAMACHO RIERA Jonathan Javier</u>	Oct 03 1985	 Venezuela	0.72	22.87	1.41
48	7	6	<u>KUZMIN Stanislav</u>	Jun 24 1986	 Kazakhstan	0.81	22.91	1.45
49	9	4	<u>BECERRA Camilo</u>	Oct 10 1980	 Colombia	0.72	22.93	1.47
50	8	5	<u>PICASSO Francisco</u>	Jun 19 1982	 Uruguay	0.68	23.01	1.55
51	7	3	<u>FORDE Martyn</u>	Jun 28 1985	 Barbados	0.64	23.08	1.62
52	8	2	<u>BURROWS Elvis Vereance</u>	Feb 24 1989	 Bahamas	0.67	23.19	1.73
53	7	1	<u>LABAN Joshua</u>	Dec 25 1982	 Virgin Isl, US	0.66	23.28	1.82
54	12	8	<u>EL NADY Mohamed</u>	Mar 14 1985	 Egypt	0.75	23.92	2.46
55	6	4	<u>YEI YAH Yellow</u>	Sep 09 1984	 Nigeria	0.76	24.00	2.54
56	7	7	<u>VASILEV Vitaly</u>	Jun 05 1973	 Kyrgyzstan	0.85	24.02	2.56
57	6	5	<u>DAVELAAR Rodion</u>	Aug 06 1990	 Neth. Antilles	0.68	24.21	2.75
58	8	7	<u>GIMBUTIS Rolandas</u>	Feb 11 1981	 Lithuania	0.79	24.36	2.90
59	6	6	<u>HAMADEH Anas</u>	Mar 12 1989	 Jordan	0.70	24.40	2.94
60	6	2	<u>HALL Luke</u>	Apr 16 1989	 Swaziland	0.66	24.41	2.95
61	5	7	<u>BRIGION TOBE Alain</u>	Nov 06 1986	 Cameroon	0.66	24.53	3.07
62	1	4	<u>DANSOU Alois</u>	Mar 31 1982	 Benin	0.77	24.54	3.08
63	5	5	<u>HOXHA Sidni</u>	Jan 06 1992	 Albania	0.71	24.56	3.10
64	1	5	<u>JASIM Omar</u>	Sep 23 1990	 Bahrain	0.82	24.65	3.19
65	5	4	<u>JORDAN Zane</u>	Jul 18 1991	 Zambia	0.67	24.82	3.36

66	6	1	<u>LEE Daniel</u>	Jan 01 1990	 Sri Lanka	0.75	24.92	3.46
67	6	7	<u>CAMAL Chakyl</u>	Mar 18 1990	 Mozambique	0.76	24.93	3.47
68	5	3	<u>MOLCHANOV Andrey</u>	Jul 16 1987	 Turkmenistan	0.77	25.02	3.56
69	6	8	<u>ROBERTS Niall</u>	Apr 22 1991	 Guyana	0.76	25.13	3.67
70	5	6	<u>HADLEY Kerson</u>	May 22 1989	 Micronesia	0.74	25.34	3.88
71	4	4	<u>GLENISTER Stewart</u>	Oct 12 1988	 American Samoa	0.71	25.45	3.99
72	5	1	<u>KAMYUKA John</u>	Jan 11 1989	 Botswana	0.67	25.54	4.08
73	4	3	<u>ABDO Hamza</u>	Jan 01 1991	 Palestine	0.71	25.60	4.14
74	5	2	<u>BAIG Adil</u>	Feb 14 1983	 Pakistan	0.77	25.66	4.20
75	1	3	<u>NUNEZ Omar</u>	Dec 12 1983	 Nicaragua	0.73	26.00	4.54
76	5	8	<u>BROU Kouassi Olivier</u>	Jun 16 1992	 Côte d' Ivoire	0.72	26.08	4.62
77	4	5	<u>ZIN Kyaw</u>	Apr 05 1989	 Myanmar	0.79	26.17	4.71
78	4	6	<u>ABBASOV Tural</u>	Apr 25 1990	 Azerbaijan	0.77	26.31	4.85
79	4	1	<u>HEMTHON Ponloeu</u>	Oct 22 1990	 Cambodia	0.77	27.39	5.93
80	3	5	<u>NYIRENDA Charlton</u>	Aug 29 1988	 Malawi	0.82	27.46	6.00
81	4	7	<u>SHAH Prasiddha</u>	Jun 03 1989	 Nepal	0.77	27.59	6.13
82	4	8	<u>KABURU Gilbert</u>	Nov 08 1981	 Uganda	0.80	27.72	6.26
83	3	3	<u>NIYOMUGABO Jackson</u>	Apr 18 1988	 Rwanda	1.01	27.74	6.28
84	3	7	<u>RUSHAKA Khalid Yahya</u>	Apr 26 1980	 UR Tanzania	0.81	28.50	7.04
85	3	6	<u>DIDON Dwayne Benjamin</u>	Sep 11 1994	 Seychelles	0.75	28.95	7.49
86	3	8	<u>COULIBALY Mohamed</u>	Sep 19 1989	 Mali	0.89	29.09	7.63
87	3	1	<u>CHINGIZOV Alisher</u>	Jun 23 1986	 Tajikistan	0.92	29.10	7.64
88	3	2	<u>SHAMEEL Ibrahim</u>	Oct 14 1991	 Maldives	0.67	29.28	7.82
89	3	4	<u>CISSE Mamadou</u>	Jun 02 1986	 Guinea	0.73	29.29	7.83
90	2	3	<u>CHINDAVONG Thepphithak</u>	Feb 02 1991	 Lao PDR	1.04	29.31	7.85
91	6	3	<u>ATTOUMANE Mohamed</u>	Sep 09 1981	 Comoros	0.75	29.63	8.17

92	2	6	<u>YOUGBARE Rene Jacob</u>	Dec 31 1984	 Burkina Faso	1.01	30.08	8.62	
93	4	2	<u>ADAM Ahmed</u>	Aug 24 1987	 Sudan	1.02	30.12	8.66	
94	2	4	<u>AL GADABI Abdulsalam</u>	Jan 01 1978	 Yemen	0.85	30.63	9.17	
95	2	5	<u>ALHOUSSEINI ALHASSAN Mohamed</u>	Jul 22 1978	 Niger	1.23	30.90	9.44	
96	2	2	<u>VALENTINE Kareem</u>	Oct 11 1992	 Antigua/Barbuda	1.06	31.23	9.77	
97	2	7	<u>KEMPOMPO NGANGOLA Stany</u>	Jan 08 1974	 DR Congo	1.11	35.19	13.73	



100m DELFIN MOŠKI

[. News](#)
[. Photos](#)
[. Videos](#)
[Medals](#)
[Reports](#)

	Record	Splits	Name	NOC	Location	Date
WR	50.40	23.51	CROCKER Ian	USA	Montreal (CAN)	Jul 30 2005
OR	51.25	24.36	PHELPS Michael	USA	Athens (GRE)	Aug 20 2004

Event No: 27

Rank	Heat	Lane	Name	Date of Birth	NOC	R.T.	50m	Time	Time Behind	
1	9	5	<u>CAVIC Milorad</u>	May 31 1984	Serbia	0.78	23.45	50.76 27.31		OR
2	9	4	<u>PHELPS Michael</u>	Jun 30 1985	United States	0.70	24.41	50.87 26.46	0.11	
3	9	7	<u>SERDINOV Andrii</u>	Nov 17 1982	Ukraine	0.72	23.79	51.10 27.31	0.34	
4	7	5	<u>DUNFORD Jason</u>	Nov 28 1986	Kenya	0.70	23.71	51.14 27.43	0.38	AF
5	9	2	<u>MANKOC Peter</u>	Jul 04 1978	Slovenia	0.71	24.06	51.24 27.18	0.48	
6	7	3	<u>LAUTERSTEIN Andrew</u>	May 22 1987	Australia	0.83	24.05	51.37 27.32	0.61	OC
7	7	7	<u>FUJII Takuro</u>	Apr 21 1985	Japan	0.68	24.50	51.50 27.00	0.74	AS
8	8	5	<u>SUBIRATS ALTES Albert</u>	Sep 25 1986	Venezuela	0.74	24.30	51.71 27.41	0.95	

9	8	1	<u>SWANEPOEL Corney</u>	Mar 17 1986	 New Zealand	0.68	24.10	51.78 27.68	1.02
10	6	2	<u>BREUS Sergii</u>	Jan 30 1983	 Ukraine	0.71	24.14	51.82 27.68	1.06
11	7	4	<u>BOUSQUET Frederick</u>	Apr 08 1981	 France	0.77	24.02	51.83 27.81	1.07
12	6	8	<u>SHI Feng</u>	Nov 06 1988	 China	0.73	24.00	51.87 27.87	1.11
13	8	4	<u>CROCKER Ian</u>	Aug 31 1982	 United States	0.71	24.15	51.95 27.80	1.19
14	7	2	<u>PINI Ryan</u>	Dec 10 1981	 Papua N Guinea	0.78	24.04	52.00 27.96	1.24
15	5	3	<u>FERNS Lyndon</u>	Sep 24 1983	 South Africa	0.77	23.98	52.04 28.06	1.28
16	9	6	<u>ALMEIDA Kaio</u>	Oct 19 1984	 Brazil	0.67	24.41	52.05 27.64	1.29
17	8	7	<u>PINE Adam</u>	Feb 28 1976	 Australia	0.73	24.73	52.07 27.34	1.31
18	6	6	<u>FROLANDER Lars</u>	May 26 1974	 Sweden	0.72	24.22	52.15 27.93	1.39
19	4	3	<u>ANDKJAER Jakob Schioett</u>	May 07 1985	 Denmark	0.81	24.25	52.24 27.99	1.48
20	5	5	<u>TODOROVIC Mario</u>	Oct 11 1988	 Croatia	0.72	24.41	52.26 27.85	1.50
20	7	1	<u>SKVORTSOV Nikolay</u>	Mar 28 1984	 Russian Fed.	0.76	24.74	52.26 27.52	1.50
20	9	1	<u>van AGGELE Robin</u>	Jul 30 1984	 Netherlands	0.75	24.21	52.26 28.05	1.50
23	8	6	<u>MANGABEIRA Gabriel</u>	Jan 31 1982	 Brazil	0.65	24.48	52.28 27.80	1.52
24	8	3	<u>KOROTYSHKIN Evgeny</u>	Apr 30 1983	 Russian Fed.	0.80	24.42	52.30 27.88	1.54

25	4	4	<u>PASTRAS Sotirios</u>	Apr 21 1986	 Greece	0.70	24.41	52.41 28.00	1.65
26	9	3	<u>KISHIDA Masayuki</u>	Nov 24 1985	 Japan	0.67	24.30	52.45 28.15	1.69
27	6	4	<u>ROCK Michael</u>	Mar 13 1987	 Great Britain	0.65	24.47	52.48 28.01	1.72
28	4	6	<u>GHERGHEL Ioan Stefan</u>	Aug 18 1978	 Romania	0.73	24.86	52.50 27.64	1.74
29	6	5	<u>COOPER Todd</u>	Jun 25 1983	 Great Britain	0.68	24.41	52.52 28.11	1.76
30	8	2	<u>MUNOZ Rafael</u>	Mar 03 1988	 Spain	0.77	24.54	52.53 27.99	1.77
31	8	8	<u>LEBON Christophe</u>	Nov 08 1982	 France	0.83	24.38	52.56 28.18	1.80
32	6	3	<u>BURMESTER Moss</u>	Jun 19 1981	 New Zealand	0.71	24.77	52.67 27.90	1.91
33	5	1	<u>MORGADO Simao</u>	Mar 04 1979	 Portugal	0.66	24.43	52.80 28.37	2.04
34	3	2	<u>SALCIUS Rimvydas</u>	Jan 31 1985	 Lithuania	0.77	24.37	52.90 28.53	2.14
34	7	8	<u>BARTOCH Joe</u>	Jan 03 1983	 Canada	0.74	24.25	52.90 28.65	2.14
36	3	4	<u>MANDEL Alon</u>	Aug 23 1988	 Israel	0.79	24.93	52.99 28.06	2.23
37	5	2	<u>HEERSBRANDT Francois</u>	Dec 12 1989	 Belgium	0.74	24.61	53.33 28.72	2.57
38	5	8	<u>LENNOX-SILVA Douglas</u>	Apr 10 1987	 Puerto Rico	0.64	24.76	53.34 28.58	2.58
39	5	6	<u>SIOUI Adam</u>	May 10 1982	 Canada	0.79	24.79	53.38 28.59	2.62
40	5	4	<u>LENDJER Ivan</u>	Jul 29 1990	 Serbia	0.81	24.81	53.41 28.60	2.65

41	9	8	<u>STARKE Benjamin</u>	Nov 25 1986	 Germany	0.75	24.59	53.50 28.91	2.74
42	4	1	<u>RUBACEK Michal</u>	Dec 19 1986	 Czech Republic	0.74	24.77	53.53 28.76	2.77
43	5	7	<u>LAZUKA Evgeny</u>	Apr 19 1989	 Belarus	0.73	24.30	53.54 29.24	2.78
44	7	6	<u>RUPPRATH Thomas</u>	Mar 16 1977	 Germany	0.67	24.58	53.56 28.98	2.80
45	4	2	<u>VELOZ Juan Jose</u>	Sep 24 1982	 Mexico	0.74	25.24	53.58 28.34	2.82
45	6	7	<u>ALESI GONZALEZ Octavio Andres</u>	Dec 10 1986	 Venezuela	0.59	24.45	53.58 29.13	2.82
47	6	1	<u>PUNINSKI Alexei</u>	Jan 11 1985	 Croatia	0.70	24.20	53.65 29.45	2.89
48	4	8	<u>GAMBIN Ryan</u>	May 23 1985	 Malta	0.72	24.88	53.70 28.82	2.94
49	3	3	<u>KNOWLES Jeremy</u>	Aug 30 1981	 Bahamas	0.72	25.39	53.72 28.33	2.96
50	3	1	<u>MADARASSY Adam</u>	Mar 14 1985	 Hungary	0.69	25.09	53.93 28.84	3.17
51	2	5	<u>FRASER Shaune</u>	Mar 29 1988	 Cayman Islands	0.74	25.53	54.08 28.55	3.32
52	3	8	<u>REYNISSON Hjortur Mar</u>	Mar 28 1983	 Iceland	0.79	24.93	54.17 29.24	3.41
53	3	7	<u>BECERRA Camilo</u>	Oct 10 1980	 Colombia	0.72	24.86	54.27 29.41	3.51
54	2	4	<u>BEGO Daniel</u>	Sep 18 1989	 Malaysia	0.64	25.29	54.38 29.09	3.62
55	2	2	<u>TOUW NGIE TJOUW Gordon</u>	Jul 09 1985	 Suriname	0.76	25.51	54.54 29.03	3.78
56	2	6	<u>KHUDIYEV Rustam</u>	Jan 06 1985	 Kazakhstan	0.73	25.51	54.62 29.11	3.86

57	4	7	<u>POSERIA Ankur</u>	Mar 16 1987	 India	0.77	25.09	54.74 29.65	3.98
58	3	5	<u>URAS Onur</u>	Jan 01 1985	 Turkey	0.73	25.49	54.79 29.30	4.03
59	1	3	<u>DUDA Andrejs</u>	Oct 30 1981	 Latvia	0.68	26.23	55.20 28.97	4.44
60	3	6	<u>PALAZOV Georgi</u>	Feb 04 1980	 Bulgaria	0.89	25.51	55.25 29.74	4.49
61	2	3	<u>NADA Ahmed</u>	Dec 06 1986	 Egypt	0.86	25.82	55.59 29.77	4.83
61	2	1	<u>ALMUHANA Bader Abdulrahman</u>	Nov 15 1988	 Saudi Arabia	0.70	26.08	55.59 29.51	4.83
63	1	4	<u>MATIAS Joao Luis Cardoso</u>	Sep 29 1986	 Angola	0.73	26.62	57.06 30.44	6.30
64	2	7	<u>NISIC Nedim</u>	Mar 07 1984	 Bosnia/Herzegov	0.77	26.47	57.16 30.69	6.40
65	1	5	<u>CAMARGO Marco</u>	May 08 1989	 Ecuador	0.69	26.83	57.48 30.65	6.72
	4	5	<u>NALESSO Mattia</u>	Feb 13 1981	 Italy			DNS	



















200m HRBTNO ŽENSKE

[. News](#)
[. Photos](#)
[. Videos](#)
[Medals](#)
[Reports](#)

	Record	Splits			Name	NOC	Location	Date
WR	2:06.09	30.57	1:02.17	1:34.02	HOELZER Margaret	USA	Omaha, NE (USA)	Jul 5 2008
OR	2:07.06	30.43	1:02.39	1:35.10	EGERSZEGI Krisztina	HUN	Barcelona (ESP)	Jul 31 1992

Event No: 28

Rank	Heat	Lane	Name	Date of Birth	NOC	R.T.	50m	100m	150m	Time	Time Behind	
1	4	4	<u>COVENTRY Kirsty</u>	Sep 19 1983	Zimbabwe	0.66	30.17	1:02.11 31.94	1:34.65 32.54	2:06.76 32.11		OR
2	5	6	<u>SIMMONDS Elizabeth</u>	Jan 22 1991	Great Britain	0.65	30.17	1:02.79 32.62	1:35.66 32.87	2:08.66 33.00	1.90	
3	4	3	<u>NAY Meagen</u>	Oct 05 1988	Australia	0.70	30.53	1:02.87 32.34	1:35.80 32.93	2:08.79 32.99	2.03	
4	3	5	<u>ZHAO Jing</u>	Dec 31 1990	China	0.58	30.83	1:03.82 32.99	1:37.23 33.41	2:08.97 31.74	2.21	
5	3	3	<u>ZUEVA Anastasia</u>	May 08 1990	Russian Fed.	0.75	31.05	1:03.84 32.79	1:36.75 32.91	2:09.01 32.26	2.25	
6	5	5	<u>BEISEL Elizabeth</u>	Aug 18 1992	United States	0.55	31.57	1:04.64 33.07	1:36.91 32.27	2:09.02 32.11	2.26	
7	5	4	<u>HOELZER Margaret</u>	Mar 30 1983	United States	0.65	31.59	1:04.52 32.93	1:36.93 32.41	2:09.12 32.19	2.36	
8	4	2	<u>INGRAM Melissa</u>	Jun 24 1985	New Zealand	0.66	30.94	1:03.36 32.42	1:36.35 32.99	2:09.34 32.99	2.58	

9	4	5	<u>CASTEL Alexianne</u>	Jul 25 1990	 France	0.74	30.63	1:02.90 32.27	1:36.04 33.14	2:09.37 33.33	2.61
10	3	4	<u>MANAUDOU Laure</u>	Oct 09 1986	 France	0.72	30.92	1:03.63 32.71	1:37.03 33.40	2:09.39 32.36	2.63
11	3	6	<u>HOCKING Belinda</u>	Sep 14 1990	 Australia	0.69	30.91	1:03.56 32.65	1:36.72 33.16	2:09.54 32.82	2.78
12	5	3	<u>NAKAMURA Reiko</u>	May 17 1982	 Japan	0.63	30.82	1:03.97 33.15	1:37.08 33.11	2:09.77 32.69	3.01
13	5	7	<u>KOMAROVA Stanislava</u>	Jun 12 1986	 Russian Fed.	0.72	31.39	1:04.10 32.71	1:37.04 32.94	2:09.93 32.89	3.17
14	4	6	<u>ITO Hanae</u>	Jan 18 1985	 Japan	0.60	29.50	1:01.15 31.65	1:34.51 33.36	2:10.05 35.54	3.29
15	3	1	<u>CARMAN Anja</u>	Mar 22 1985	 Slovenia	0.65	31.34	1:04.31 32.97	1:37.65 33.34	2:10.49 32.84	3.73
16	3	2	<u>SPOFFORTH Gemma</u>	Nov 17 1987	 Great Britain	0.59	30.60	1:03.57 32.97	1:37.39 33.82	2:10.58 33.19	3.82
17	3	7	<u>VERRASZTO Evelin</u>	Jul 17 1989	 Hungary	0.69	31.35	1:04.21 32.86	1:37.65 33.44	2:11.02 33.37	4.26
18	5	2	<u>SZEPESI Nikolett</u>	Sep 11 1987	 Hungary	0.59	31.18	1:04.53 33.35	1:38.31 33.78	2:11.47 33.16	4.71
19	4	8	<u>CHEN Yanyan</u>	Apr 05 1985	 China	0.57	30.63	1:03.68 33.05	1:37.57 33.89	2:11.95 34.38	5.19
20	2	7	<u>NOCHER Melanie</u>	Jun 18 1988	 Ireland	0.67	31.36	1:04.52 33.16	1:38.42 33.90	2:12.29 33.87	5.53
21	2	6	<u>MAZUREK Zuzanna</u>	May 15 1991	 Poland	0.71	31.44	1:05.04 33.60	1:39.46 34.42	2:12.46 33.00	5.70
22	4	7	<u>CORFE Melissa</u>	Jan 20 1986	 South Africa	0.62	31.15	1:04.23 33.08	1:38.56 34.33	2:12.64 34.08	5.88
22	5	8	<u>ZUBKOVA Kateryna</u>	Jul 14 1988	 Ukraine	0.69	30.96	1:03.91 32.95	1:38.14 34.23	2:12.64 34.50	5.88
24	5	1	<u>BERNARD Victoria Escarlata</u>	Mar 17 1989	 Spain	0.68	31.95	1:05.13 33.18	1:38.98 33.85	2:12.86 33.88	6.10

25	2	4	<u>MORANT Lydia</u>	Nov 25 1990	 Spain	0.70	31.66	1:05.34 33.68	1:39.56 34.22	2:13.87 34.31	7.11
26	1	3	<u>KANG Yeongseo</u>	Apr 16 1994	 Korea	0.69	32.12	1:06.17 34.05	1:40.38 34.21	2:14.52 34.14	7.76
27	1	5	<u>MORALES Gisela</u>	Dec 17 1987	 Guatemala	0.73	32.03	1:05.97 33.94	1:40.25 34.28	2:14.54 34.29	7.78
28	2	8	<u>GONZALEZ Fernanda</u>	Apr 25 1990	 Mexico	0.65	31.11	1:05.06 33.95	1:39.76 34.70	2:14.64 34.88	7.88
29	2	1	<u>BOUMI Stella</u>	Mar 31 1988	 Greece	0.72	31.85	1:05.26 33.41	1:39.90 34.64	2:14.73 34.83	7.97
30	3	8	<u>SEEMANN Lindsay</u>	Sep 22 1992	 Canada	0.71	32.21	1:05.59 33.38	1:40.17 34.58	2:15.07 34.90	8.31
31	2	3	<u>JOVANOVIC Sanja</u>	Sep 15 1986	 Croatia	0.75	30.66	1:03.93 33.27	1:39.78 35.85	2:15.57 35.79	8.81
32	1	4	<u>VOLCAN SMITH Erin Nicole</u>	Jan 12 1984	 Venezuela	0.67	32.35	1:05.82 33.47	1:40.47 34.65	2:15.58 35.11	8.82
33	4	1	<u>AMSHENNIKOVA Iryna</u>	May 19 1986	 Ukraine	0.70	31.23	1:04.28 33.05	1:39.38 35.10	2:15.78 36.40	9.02
34	2	5	<u>ZENNER Christin</u>	Mar 18 1991	 Germany	0.67	31.75	1:06.10 34.35	1:42.91 36.81	2:20.28 37.37	13.52
	2	2	<u>WILKINSON Julia</u>	Jun 12 1987	 Canada					DNS	



200m HRBTNO ŽENSKÉ POLFINALE

[. News](#)
[. Photos](#)
[. Videos](#)
[Medals](#)
[Reports](#)

	Record	Splits			Name	NOC	Location	Date
WR	2:06.09	30.57	1:02.17	1:34.02	HOELZER Margaret	USA	Omaha, NE (USA)	Jul 5 2008
OR	2:06.76	30.17	1:02.11	1:34.65	COVENTRY Kirsty	ZIM	Beijing (CHN)	Aug 14 2008

Event No: 28

Rank	Heat	Lane	Name	Date of Birth	NOC	R.T.	50m	100m	150m	Time	Time Behind	
1	2	4	<u>COVENTRY Kirsty</u>	Sep 19 1983	Zimbabwe	0.68	30.01	1:01.97 31.96	1:34.71 32.74	2:07.76 33.05		
2	1	3	<u>BEISEL Elizabeth</u>	Aug 18 1992	United States	0.59	30.83	1:02.93 32.10	1:35.38 32.45	2:07.90 32.52	0.14	
3	2	5	<u>NAY Meagen</u>	Oct 05 1988	Australia	0.67	30.59	1:03.05 32.46	1:35.76 32.71	2:08.09 32.33	0.33	OC
4	1	7	<u>NAKAMURA Reiko</u>	May 17 1982	Japan	0.66	29.98	1:02.08 32.10	1:34.87 32.79	2:08.21 33.34	0.45	
5	2	6	<u>HOELZER Margaret</u>	Mar 30 1983	United States	0.72	30.83	1:03.36 32.53	1:35.89 32.53	2:08.25 32.36	0.49	
6	2	7	<u>HOCKING Belinda</u>	Sep 14 1990	Australia	0.61	31.01	1:03.72 32.71	1:36.50 32.78	2:08.80 32.30	1.04	
7	1	4	<u>SIMMONDS Elizabeth</u>	Jan 22 1991	Great Britain	0.69	30.69	1:03.52 32.83	1:36.46 32.94	2:08.96 32.50	1.20	
8	2	3	<u>ZUEVA Anastasia</u>	May 08 1990	Russian Fed.	0.75	30.98	1:03.62 32.64	1:36.43 32.81	2:09.07 32.64	1.31	

9	1	8	<u>SPOFFORTH Gemma</u>	Nov 17 1987	 Great Britain	0.56	30.38	1:03.13 32.75	1:37.01 33.88	2:09.19 32.18	1.43
10	1	5	<u>ZHAO Jing</u>	Dec 31 1990	 China	0.59	31.05	1:04.59 33.54	1:38.10 33.51	2:09.59 31.49	1.83
11	1	6	<u>INGRAM Melissa</u>	Jun 24 1985	 New Zealand	0.64	30.99	1:03.64 32.65	1:36.73 33.09	2:09.70 32.97	1.94
12	1	1	<u>ITO Hanae</u>	Jan 18 1985	 Japan	0.62	30.04	1:01.78 31.74	1:35.03 33.25	2:09.86 34.83	2.10
13	2	2	<u>CASTEL Alexianne</u>	Jul 25 1990	 France	0.75	30.85	1:03.46 32.61	1:36.69 33.23	2:10.04 33.35	2.28
14	2	1	<u>KOMAROVA Stanislava</u>	Jun 12 1986	 Russian Fed.	0.79	31.50	1:04.21 32.71	1:37.16 32.95	2:10.50 33.34	2.74
15	1	2	<u>MANAUDOU Laure</u>	Oct 09 1986	 France	0.71	30.61	1:03.17 32.56	1:37.24 34.07	2:12.04 34.80	4.28
16	2	8	<u>CARMAN Anja</u>	Mar 22 1985	 Slovenia	0.72	31.38	1:04.51 33.13	1:38.61 34.10	2:12.46 33.85	4.70



100m DELFIN MOŠKI POLFINALE

[. News](#)
[. Photos](#)
[. Videos](#)
[Medals](#)
[Reports](#)

	Record	Splits	Name	NOC	Location	Date
WR	50.40	23.51	CROCKER Ian	USA	Montreal (CAN)	Jul 30 2005
OR	50.76	23.45	CAVIC Milorad	SRB	Beijing (CHN)	Aug 14 2008

Event No: 27

Rank	Heat	Lane	Name	Date of Birth	NOC	R.T.	50m	Time	Time Behind	
1	2	4	<u>CAVIC Milorad</u>	May 31 1984	Serbia	0.80	23.67	50.92 27.25		
2	1	4	<u>PHELPS Michael</u>	Jun 30 1985	United States	0.72	24.24	50.97 26.73	0.05	
3	1	3	<u>LAUTERSTEIN Andrew</u>	May 22 1987	Australia	0.76	23.93	51.27 27.34	0.35	OC
3	2	1	<u>CROCKER Ian</u>	Aug 31 1982	United States	0.72	23.91	51.27 27.36	0.35	
5	1	5	<u>DUNFORD Jason</u>	Nov 28 1986	Kenya	0.71	23.78	51.33 27.55	0.41	
6	2	5	<u>SERDINOV Andrii</u>	Nov 17 1982	Ukraine	0.73	23.93	51.41 27.48	0.49	
7	2	6	<u>FUJII Takuro</u>	Apr 21 1985	Japan	0.69	24.37	51.59 27.22	0.67	
8	1	1	<u>PINI Ryan</u>	Dec 10 1981	Papua N Guinea	0.82	23.98	51.62 27.64	0.70	

9	1	7	<u>SHI Feng</u>	Nov 06 1988	 China	0.73	24.01	51.68 27.67	0.76	
10	2	3	<u>MANKOC Peter</u>	Jul 04 1978	 Slovenia	0.78	24.17	51.80 27.63	0.88	
11	1	6	<u>SUBIRATS ALTES Albert</u>	Sep 25 1986	 Venezuela	0.73	24.26	51.82 27.56	0.90	
12	2	2	<u>SWANEPOEL Corney</u>	Mar 17 1986	 New Zealand	0.68	24.14	52.01 27.87	1.09	
13	1	2	<u>BREUS Sergii</u>	Jan 30 1983	 Ukraine	0.75	24.20	52.05 27.85	1.13	
14	2	8	<u>FERNS Lyndon</u>	Sep 24 1983	 South Africa	0.67	24.14	52.18 28.04	1.26	
15	1	8	<u>ALMEIDA Kaio</u>	Oct 19 1984	 Brazil	0.67	24.37	52.32 27.95	1.40	
16	2	7	<u>BOUSQUET Frederick</u>	Apr 08 1981	 France	0.73	23.57	52.94 29.37	2.02	



50m PROSTO ŽENSKE







[. News](#)
[. Photos](#)
[. Videos](#)
[Medals](#)
[Reports](#)

	Record	Name	NOC	Location	Date
WR	23.97	TRICKETT Lisbeth	AUS	Sydney (AUS)	Mar 29 2008
OR	24.13	DE BRUIJN Inge	NED	Sydney (AUS)	Sep 22 2000


Event No: 29

Rank	Heat	Lane	Name	Date of Birth	NOC	R.T.	Time	Time Behind
1	10	4	<u>CAMPBELL Cate</u>	May 20 1992	Australia	0.78	24.20	
2	11	4	<u>VELDHUIS Marleen</u>	Jun 29 1979	Netherlands	0.85	24.38	0.18
3	10	5	<u>TORRES Dara</u>	Apr 15 1967	United States	0.72	24.58	0.38
4	12	4	<u>TRICKETT Lisbeth</u>	Jan 28 1985	Australia	0.73	24.67	0.47
5	11	6	<u>OTTESEN Jeanette</u>	Dec 30 1987	Denmark	0.70	24.83	0.63
6	12	5	<u>STEFFEN Britta</u>	Nov 16 1983	Germany	0.76	24.90	0.70
7	12	2	<u>ZHU Yingwen</u>	Oct 09 1981	China	0.75	24.91	0.71
8	10	3	<u>HALSALL Francesca</u>	Apr 12 1990	Great Britain	0.71	24.93	0.73
9	11	5	<u>ALSHAMMAR Therese</u>	Aug 26 1977	Sweden	0.78	24.94	0.74
10	12	6	<u>METELLA Malia</u>	Feb 23 1982	France	0.72	24.95	0.75
11	11	2	<u>SEMECO ARISMENDI Arlene Iradie</u>	Jan 11 1984	Venezuela	0.70	24.98	0.78
12	11	3	<u>SCHREUDER Hinkelien</u>	Feb 13 1984	Netherlands	0.86	25.00	0.80
12	11	8	<u>LI Zhesi</u>	Aug 07 1993	China	0.80	25.00	0.80

14	12	3	<u>JOYCE Kara Lynn</u>	Oct 25 1985	 United States	0.74	25.01	0.81
15	12	1	<u>SEPPALA Hanna-Maria</u>	Dec 13 1984	 Finland	0.68	25.06	0.86
16	10	6	<u>GERASIMENYA Aleksandra</u>	Dec 31 1985	 Belarus	0.72	25.07	0.87
17	12	7	<u>KORC Agata Ewa</u>	Mar 27 1986	 Poland	0.65	25.14	0.94
18	11	1	<u>COUDERC Celine</u>	Mar 11 1983	 France	0.75	25.22	1.02
19	8	7	<u>GOSTOMELSKY Anna</u>	Jun 09 1981	 Israel	0.69	25.23	1.03
20	12	8	<u>KHOKHLOVA Svetlana</u>	Oct 02 1984	 Belarus	0.78	25.27	1.07
21	9	5	<u>ALJAND Triin</u>	Jul 08 1985	 Estonia	0.72	25.29	1.09
22	10	2	<u>KAMMERLING Anna-Karin</u>	Oct 19 1980	 Sweden	0.79	25.34	1.14
22	10	7	<u>CAZZIOLATO Flavia</u>	Dec 28 1983	 Brazil	0.71	25.34	1.14
24	8	2	<u>VANDERPOOL-WALLACE Arianna</u>	Mar 04 1990	 Bahamas	0.65	25.40	1.20
25	10	1	<u>DALLMANN Petra</u>	Nov 21 1978	 Germany	0.74	25.43	1.23
26	11	7	<u>RETI EF Lize-Mari</u>	Nov 30 1986	 South Africa	0.69	25.44	1.24
27	9	4	<u>MORAVCOVA Martina</u>	Jan 16 1976	 Slovakia	0.79	25.47	1.27
28	9	7	<u>AKSENOVA Anastasia</u>	Mar 05 1990	 Russian Fed.	0.92	25.51	1.31
29	8	5	<u>KAZIKOVA Sandra</u>	Jul 13 1976	 Czech Republic	0.71	25.54	1.34
30	9	6	<u>POON Victoria</u>	Oct 12 1984	 Canada	0.81	25.58	1.38
31	9	8	<u>CHANG Heejin</u>	Sep 05 1986	 Korea	0.70	25.59	1.39
32	9	2	<u>SERIKOVA Oksana</u>	Jun 11 1985	 Ukraine	0.82	25.65	1.45
33	9	1	<u>MATSA Martha</u>	Apr 05 1987	 Greece	0.76	25.68	1.48
34	10	8	<u>CHIUSO Cristina</u>	Dec 25 1973	 Italy	0.75	25.74	1.54
35	9	3	<u>GARCIA VEGA Vanessa</u>	Jul 18 1984	 Puerto Rico	0.76	25.81	1.61
36	8	3	<u>RAGNARSDOTTIR Ragnheidur</u>	Oct 24 1984	 Iceland	0.73	25.82	1.62
37	8	1	<u>MOODIE Natasha</u>	Oct 08 1990	 Jamaica	0.73	25.95	1.75
38	7	1	<u>COLORADO Carolina</u>	Sep 07 1987	 Colombia	0.72	26.11	1.91
39	6	6	<u>MILEISYTE Rugile</u>	May 11 1988	 Lithuania	0.68	26.19	1.99

39	7	2	<u>McLEAN Sharntelle</u>	Jun 01 1984	 Trinidad/Tobago	0.77	26.19	1.99
41	7	5	<u>DOBAR Eva</u>	Mar 04 1993	 Hungary	0.76	26.33	2.13
42	6	2	<u>MOPIO-JANE Anna-Liza</u>	Dec 03 1986	 Papua N Guinea	0.75	26.47	2.27
43	7	3	<u>SOVINEK Nina</u>	May 26 1985	 Slovenia	0.68	26.49	2.29
44	6	3	<u>BAHAMONDE Yamile</u>	Jun 04 1987	 Ecuador	0.67	26.54	2.34
44	7	6	<u>CHAN Yu Ning Elaine</u>	Mar 15 1988	 Hong Kong,China	0.71	26.54	2.34
46	7	8	<u>MULYAYEVA Marina</u>	Apr 30 1981	 Kazakhstan	0.69	26.57	2.37
47	6	5	<u>SIMMS Christel</u>	Sep 20 1990	 Philippines	0.69	26.64	2.44
48	8	8	<u>LEUNG Chii Lin</u>	Feb 11 1991	 Malaysia	0.68	26.75	2.55
49	7	4	<u>BABOK Monika</u>	Nov 30 1991	 Croatia	0.70	26.84	2.64
50	6	4	<u>VDOVICENCO Veronica</u>	Aug 27 1985	 Rep. of Moldova	0.86	26.92	2.72
51	5	4	<u>FAJARDO SIERRA Sharon Paola</u>	Nov 07 1989	 Honduras	0.65	27.19	2.99
52	6	7	<u>MONU Ngozi</u>	Jan 17 1981	 Nigeria	0.80	27.39	3.19
53	6	1	<u>HIGHT Ellen Lendra</u>	Feb 13 1981	 Zambia	0.72	27.42	3.22
54	5	5	<u>PIGOT Chinyere</u>	May 01 1993	 Suriname	0.79	27.66	3.46
55	5	7	<u>TORREZ Dalia Massiel</u>	Mar 29 1990	 Nicaragua	0.68	27.81	3.61
56	5	3	<u>TAHA Razan</u>	Dec 29 1991	 Jordan	0.84	27.82	3.62
57	6	8	<u>QUESADA Marianela</u>	Apr 17 1988	 Costa Rica	0.72	28.11	3.91
58	4	4	<u>GOMES Ximene</u>	Sep 08 1989	 Mozambique	0.72	28.15	3.95
58	5	2	<u>MARKU Rovena</u>	May 21 1987	 Albania	0.61	28.15	3.95
60	5	6	<u>ANDRIAMANJA Tojohanitra</u>	Oct 31 1990	 Madagascar	0.76	28.54	4.34
61	4	8	<u>DLAMINI Senele</u>	Apr 01 1992	 Swaziland	0.65	28.70	4.50
62	4	1	<u>FARMER Virginia</u>	Oct 19 1975	 American Samoa	0.80	28.82	4.62
63	5	1	<u>ETIENNETTE Diane</u>	Apr 23 1988	 Mauritius	0.82	28.83	4.63
64	4	3	<u>MORENO Katerine</u>	May 04 1974	 Bolivia	0.84	29.05	4.85
65	5	8	<u>ROMERO Ana Crysna da Silva</u>	May 04 1988	 Angola	0.66	29.06	4.86

66	3	5	<u>NAKITANDA Olivia Aya</u>	Aug 27 1984	 Uganda	0.85	29.38	5.18
67	4	2	<u>DASHTSEREN Saintsetseg</u>	Sep 19 1990	 Mongolia	0.78	29.63	5.43
68	7	7	<u>BUGAKOVA Mariya</u>	Jul 06 1985	 Uzbekistan	0.91	29.73	5.53
69	4	5	<u>KHAN Kiran</u>	Dec 21 1989	 Pakistan	0.89	29.84	5.64
70	3	4	<u>PAXINOS Samantha</u>	Feb 25 1988	 Botswana	0.77	29.91	5.71
71	3	8	<u>YOBECH Amber</u>	Jan 27 1991	 Palau	0.69	30.00	5.80
72	4	6	<u>HUSSAIN Aminath Rouya</u>	Sep 01 1990	 Maldives	0.89	30.21	6.01
73	4	7	<u>AKHTER Ms Doli</u>	Jan 15 1986	 Bangladesh	0.75	30.23	6.03
74	1	5	<u>AL BITAR Sameera</u>	Feb 21 1990	 Bahrain	0.73	30.32	6.12
75	3	6	<u>KIRCHNER Julianne</u>	Dec 19 1991	 Marshall Island	0.71	30.42	6.22
76	3	7	<u>DANIEL Debra</u>	Mar 04 1991	 Micronesia	0.75	30.61	6.41
77	3	2	<u>MOSHI Magdalena Ruth Alex</u>	Nov 30 1990	 UR Tanzania	0.86	31.37	7.17
78	3	1	<u>HEMTHON Vitiny</u>	Aug 15 1992	 Cambodia	0.84	31.41	7.21
79	2	7	<u>NASSAR Zakia</u>	Apr 02 1987	 Palestine	0.93	31.97	7.77
80	3	3	<u>IZMAYLOVA Katerina</u>	Jun 10 1977	 Tajikistan	0.89	32.09	7.89
81	2	5	<u>KARKI Karishma</u>	Jul 18 1993	 Nepal	0.98	32.35	8.15
82	2	4	<u>PINTO Zahra</u>	Nov 14 1993	 Malawi	0.70	32.53	8.33
83	2	6	<u>GUEDIA MOUAFO Antoinette Joyce</u>	Oct 21 1995	 Cameroon	0.87	33.59	9.39
84	2	3	<u>VONGPHACHANH Vilayphone</u>	Apr 06 1986	 Lao PDR	0.92	34.79	10.59
85	2	2	<u>NIKIEMA Elisabeth</u>	Feb 18 1982	 Burkina Faso	1.00	34.98	10.78
86	2	8	<u>UWAMAHOHO Elsie</u>	Oct 23 1988	 Burundi	0.85	36.86	12.66
87	1	6	<u>KOUSSIHOUEDE Gloria</u>	Apr 04 1987	 Benin	0.88	37.09	12.89
88	1	3	<u>GIRIMBABAZI Pamela</u>	Jan 10 1985	 Rwanda	0.85	39.78	15.58
89	1	4	<u>BARRY Djene</u>	Feb 06 1982	 Guinea	0.85	39.80	15.60
90	2	1	<u>SOULEY BANA Mariama</u>	Jan 21 1987	 Niger	0.89	40.83	16.63
	8	4	<u>NAJDANOVSKI Miroslava</u>	Jan 10 1988	 Serbia		DNS	

8	6	<u>JUMAH Bayan</u>	Jan 13 1994	 Syrian AR	DNS	
---	---	---------------------------	-------------	---	-----	--





DALJINSLO PLAVANJE 10km ŽENSKE

- News

- Photos

- Videos

- Medals

- Reports

Rank	Bib Number	Name	NOC	Date of Birth	Time	Time Behind
1	12	<u>ILCHENKO Larisa</u>	Russian Fed.	Nov 18 1988	1:59:27.7	
2	21	<u>PAYNE Keri-Anne</u>	Great Britain	Dec 09 1987	1:59:29.2	1.5
3	2	<u>PATTEN Cassandra</u>	Great Britain	Jan 01 1987	1:59:31.0	3.3
4	18	<u>MAURER Angela</u>	Germany	Jul 27 1975	1:59:31.9	4.2
5	1	<u>CUNHA Ana</u>	Brazil	Mar 23 1992	1:59:36.8	9.1
6	15	<u>OBERSON Swann</u>	Switzerland	Jul 26 1986	1:59:36.9	9.2
7	20	<u>OKIMOTO Poliana</u>	Brazil	Mar 08 1983	1:59:37.4	9.7
8	16	<u>PECHANOVA Jana</u>	Czech Republic	Mar 03 1981	1:59:39.7	12.0
9	6	<u>PINTO PEREZ Andreina del Valle</u>	Venezuela	Sep 10 1991	1:59:40.0	12.3
10	24	<u>GRIMALDI Martina</u>	Italy	Sep 28 1988	1:59:40.7	13.0
11	17	<u>LYMPERTA Marianna</u>	Greece	Jun 25 1979	1:59:42.3	14.6
12	8	<u>ZUPAN Teja</u>	Slovenia	Dec 04 1990	1:59:43.7	16.0
13	4	<u>REQUENA Yurema</u>	Spain	Jan 01 1983	1:59:46.9	19.2
14	25	<u>van DIJK Edith</u>	Netherlands	Apr 06 1973	2:00:02.8	35.1
15	14	<u>GORMAN Melissa</u>	Australia	Dec 11 1985	2:00:33.6	1:05.9
16	23	<u>du TOIT Natalie</u>	South Africa	Jan 29 1984	2:00:49.9	1:22.2
17	22	<u>INACIO Daniela</u>	Portugal	May 24 1989	2:00:59.0	1:31.3

18	3	BERGLUND Eva	 Sweden	Feb 14 1984	2:01:05.0	1:37.3
19	9	FANG Yanqiao	 China	Jan 18 1989	2:01:07.9	1:40.2
20	10	MARTINEZ Imelda	 Mexico	Jul 16 1982	2:01:07.9	1:40.2
21	11	MULLER Aurelie	 France	Jun 07 1990	2:02:04.1	2:36.4
22	19	SUTTON Chloe	 United States	Feb 03 1992	2:02:13.6	2:45.9
23	13	SAMORODINA Natalya	 Ukraine	Mar 17 1983	2:10:41.6	11:13.9
24	5	BOGARIN Antonella	 Argentina	Nov 11 1991	2:11:35.9	12:08.2
	7	KOBIRICH Kristel	 Chile	Aug 09 1985	DNF	